



SITE **FILE COPY**

Structural

CONSTRUCTION SUMMARY
2185715 Ontario Inc.

PURCHASER: JANARTHAN THIYAGARASA

TEL: RES.: 647-830-9243

LOT NUMBER	PHASE	HOUSE TYPE	CLOSING DATE
043	1	AURORA-ELEVATION A	

Offer	BONUS PACKAGE - PURCHASER TO RECEIVE \$20,000 (INCLUSIVE OF TAXES) WORTH OF UPGRADES AT THE DECOR CENTER AT TIME OF COLOUR CHART.
Worksheet	Note:

Offer	PURCHASER HAS OPTED FOR BLACK WINDOWS FOR THE BRICK PACKAGE SELECTED.
Upgrade	PURCHASER ACKNOWLEDGES THAT CERTAIN ITEMS WILL DIFFER FROM THE BRICK SELECTION BOARD DISPLAYED IN THE SALES CENTER. ALL BRICK SELECTIONS ARE SUBJECT TO ARCHITECTURAL GUIDELINES AND
	Note:

Offer	OPTIONAL WALK-UP BASEMENT STAIRS WITH WOOD DECK AND RAILINGS AS PER BUILDERS SAMPLES AS PER SKETCH
Upgrade	Note:



SITE FILE COPY

CONSTRUCTION SUMMARY
2185715 Ontario Inc.

PURCHASER: JANARTHAN THIYAGARASA

TEL: RES.: 647-830-9243

LOT NUMBER	PHASE	HOUSE TYPE	CLOSING DATE	
043	1	AURORA-ELEVATION A		

Date Added: 01-Jun-22 Invoice Number: 8285

<p>6 - BASEMENT- BASEMENT WINDOWS - Install larger basement windows, in lieu of the builders standard 30"x16". Install FIVE (x6) 36"x24" basement windows (With Possible Window Wells) (See Sketch)</p> <p>Note:</p>
<p>1 - BACK EXTERIOR DOORS- Delete the builders standard patio sliders and Install DOUBLE FRENCH DOORS with applicable sidelights (See Sketch)</p> <p>Note:</p>
<p>1 - FRONT EXTERIOR - Delete the builders standard Single Front Door, Sidelights & Transom. Install DOUBLE EXTENDED HEIGHT Front Doors with Applicable Peep Hole (No Glass on Front Doors) (See Sketch)</p> <p>Note:</p>
<p>1 - SIDE EXTERIOR- Install Optional SIDE EXTERIOR DOOR with applicable coach light (See Sketch)</p> <p>Note:</p>
<p>1 - KITCHEN - Install the pot Filler Rough in plumbing ONLY (See Sketch)</p> <p>Note: **Purchaser accepts and acknowledges that the above price does not include the finished fixture **Purchaser to select the pot filler fixture at time of colour chart **QTK To Provide Rough-In Location</p>
<p>1 - KITCHEN - EXHAUST DUCTING - Install Upgrade 8" duct in lieu of the builders standard 6" (See Sketch)</p> <p>Note:</p>
<p>1 - KITCHEN - Install GAS LINE Rough-In to the stove area at kitchen (Includes Additional Applicable Electrical) (see Sketch)</p> <p>Note: ** Standard electrical to remain**</p>
<p>1 - SECOND FLOOR - BEDROOMS - Install Upgrade SMOOTH CEILINGS - To be installed throughout all second floor bedrooms, where applicable. To Include; Primary Bedroom, Bedroom #2, Bedroom #3 & Bedroom #4 (See Sketch)</p> <p>Note:</p>
<p>1 - ENSUITE #2- Delete the builders standard tub shower and install SHOWER STALL at Ensuite #2. To include the 2x2 shower floor mosaic, curb, shower pot light, additional tile as needed, and FRAMELESS GLASS(See Sketch)</p> <p>Note:</p>
<p>1 - TWIN BATH 2/3- Delete the builders standard tub shower and install SHOWER STALL at Twin Bath 2/3. To include the 2x2 shower floor mosaic, curb, shower pot light, additional tile as needed, and FRAMELESS GLASS (See Sketch)</p> <p>Note:</p>
<p>17 - SECOND FLOOR - INTERIOR DOORS - Install Upgrade EXTENDED HEIGHT (8'-0" high) Interior Doors (Standard Door Style Only) throughout the 2nd floor, where applicable. To include SEVENTEEN (x17) interior doors</p> <p>Note:</p>
<p>1 - FRONT EXTERIOR- In addition to the builders standard Coach light, Install ONE (1) Additional EXTERIOR COACH LIGHT at front door. To be on the same switch as standard (See Sketch)</p> <p>Note: **Front Door Area to have TWO (2) Exterior Coach Lights on ONE (1) Switch</p>
<p>1 - BACK EXTERIOR- In addition to the builders standard Coach light, Install ONE (1) Additional EXTERIOR COACH LIGHT at patio door area. To be on the same switch as standard (See Sketch)</p> <p>Note: **Rear Patio Door Area to have TWO (2) Exterior Coach Lights on ONE (1) Switch</p>
<p>1 - FRONT EXTERIOR - Install a FESTIVE SOFIT PLUG on a single pole switch (See Sketch)</p> <p>Note:</p>
<p>1 - SIDE EXTERIOR - Install ONE (1) Additional EXTERIOR HOSE BIB on side of home (See Sketch)</p> <p>Note:</p>



2185715 Ontario Inc.

TEL: RES.: 647-830-9243

LOT NUMBER	PHASE	HOUSE TYPE	CLOSING DATE	
043	1	AURORA-ELEVATION A		

Invoice Number: 8285

1- PURCHASER AWARE AND ACCEPTS THAT ANY CHANGES MADE TO UPGRADES AFTER SIGNING THIS PURCHASERS EXTRA FORM ARE SUBJECT TO A MINIMUM ADMINISTRATION FEE OF \$1,000 PLUS A 10% HOLDBACK FEE.
Note:

This Document is Extremely Time Sensitive - Printed 6 Jun 22 at 11:23



Specifications

JADE42IN-B

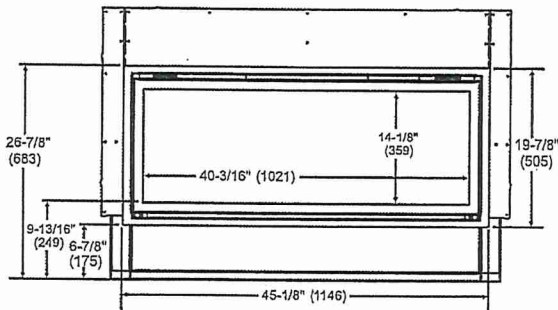
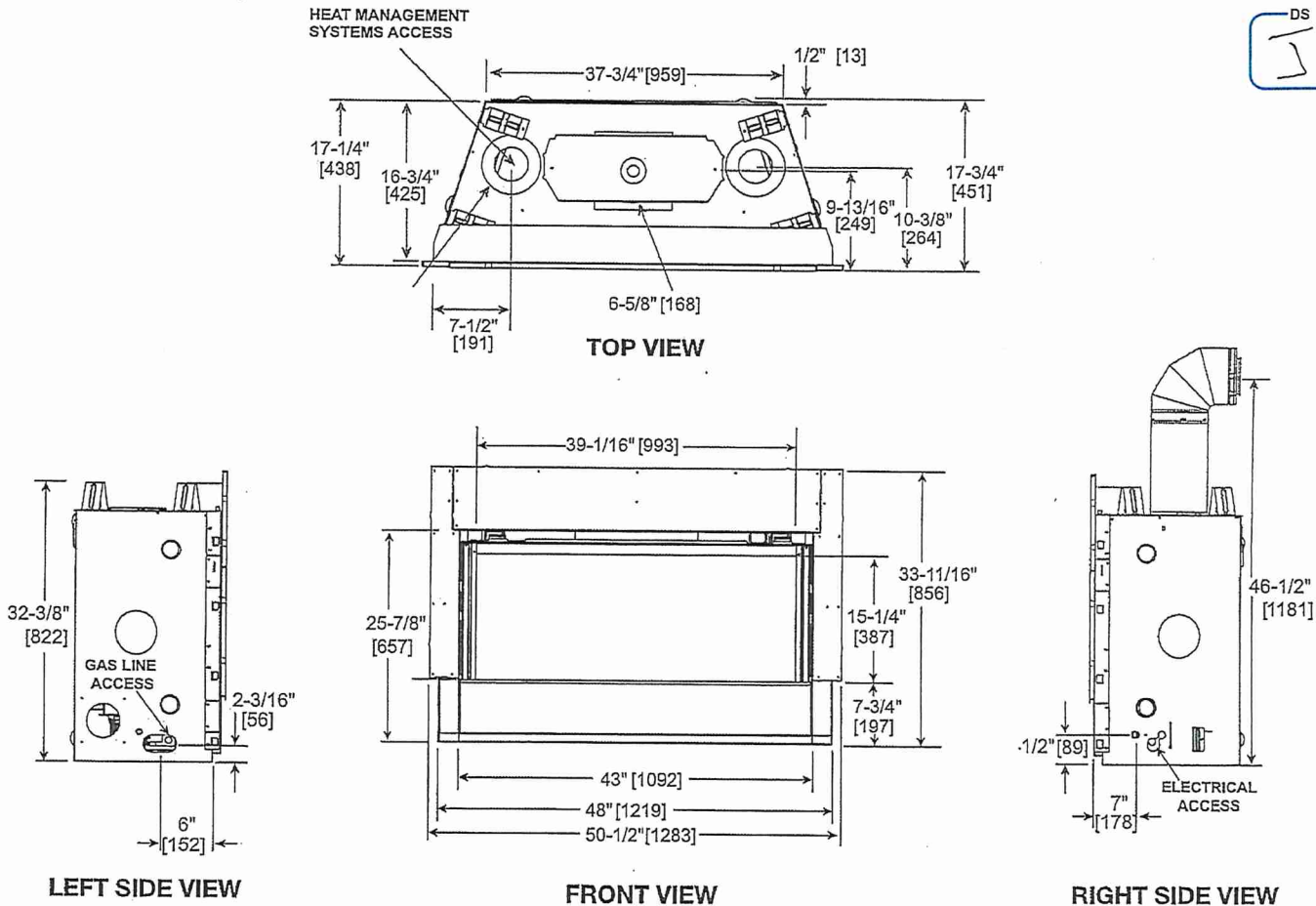
MAJESTIC

Please consult the manufacturer's installation manual for all details and requirements before making a final design layout decision.

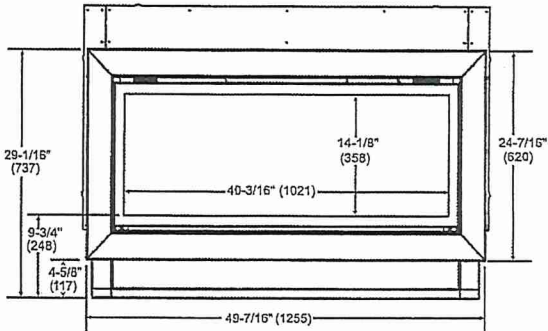
JADE 42
Direct Vent Gas Fireplace

Lot 43 West River

MODEL	FRONT WIDTH		BACK WIDTH		HEIGHT		DEPTH		GLASS SIZE
	ACTUAL	FRAMING	ACTUAL	FRAMING	ACTUAL	FRAMING	ACTUAL	FRAMING	
JADE42IN-B 25,250 BTU (NG) 23,500 BTU (LP)	48" (1219)	49" (1245)	37-3/4" (959)	49" (1245)	33-11/16" (856)	32-3/4" (832)	17-3/4" (451)	17-3/4" (451)	39-1/16" x 15-1/4" (992 x 387)



CLEAN FACE TRIM



PICTURE FRAME FRONT

Family Room

