



CONSTRUCTION SUMMARY

2185715 Ontario Inc.

PURCHASERS: SINGH, VIKRAM, JEET and HUNDAL, PARMINDER

TEL:

| LOT NUMBER | PHASE | HOUSE TYPE | CLOSING DATE |
|------------|-------|---------------------------|--------------|
| 007 | 2 | NEWCASTLE-OPT MAIN-ELEV A | 30-Jun-25 |

| | |
|-----------|--|
| Offer | BONUS PACKAGE FOR 70 FT DETACHED - PURCHASER TO RECEIVE \$65,000 (INCLUSIVE OF TAXES) WORTH OF UPGRADES AT THE DECOR CENTER AT TIME OF COLOUR CHART. |
| Worksheet | Note: |

| | |
|-----------|--|
| Offer | PURCHASER ACKNOWLEDGES THAT NO UPGRADE ITEMS ARE BEING INCLUDED WITHIN THIS AGREEMENT OF PURCHASE & SALE OTHER THEN WHAT IS STATED IN THE INFORMATION SHEET DATED FEBRUARY 8TH 2024. |
| Worksheet | Note: |

| | |
|-----------|---|
| Offer | ADD A THIRD GARAGE TO THE SIDE OF EXISTING GARAGE. GARAGE LENGTH AND ALIGNMENT WITH THE OTHER TWO DOORS TO BE DETERMINED BY ARCHITECTURAL CONTROL GUIDLEINES. |
| Worksheet | Note: |

| | |
|-----------|---|
| Offer | INCLUDE A MAN DOOR TO THE SIDE OF GARAGE, GRADE PERMITTING. |
| Worksheet | Note: |

| | |
|-----------|---|
| Offer | DELETE GAS FIREPLACE IN GREAT ROOM AND INSTALL LARGER WINDOW IN LIEU OF FIREPLACE AS PER BUILDERS SPECIFICATIONS. |
| Worksheet | Note: |

| | |
|-----------|--|
| Offer | ADD WINDOW IN WALK-IN PANTRY AS PER BUILDERS SPECIFATIONS. |
| Worksheet | Note: |

| | |
|-----------|---|
| Offer | SHOWER LIGHT TO BE INCLUDED IN ENSUITE 2, 3 & 4 AS PER VENDORS STANDARD SAMPLES |
| Worksheet | Note: |

| | |
|-----------|--|
| Offer | VENDOR TO INCLUDE SMOOTH CEILINGS THOUGHOUT 2ND LEVEL AS PER VENDORS SPECIFICATIONS. |
| Worksheet | Note: |

| | |
|-----------|---|
| Offer | VENDOR TO SITE HOUSE ON THE LOT AS FAR BACK AS POSSIBLE IN ORDER TO CREAT AS LONG AS POSSIBLE DRIVER WAY AS PER BUILDING CODE WILL ALLOW. |
| Worksheet | Note: |

| | |
|-----------|--|
| Offer | **premium for 60 foot lot onto a 70 foot lot |
| Worksheet | Note: |



CONSTRUCTION SUMMARY

2185715 Ontario Inc.

PURCHASERS: SINGH, VIKRAM, JEET and HUNDAL, PARMINDER

TEL:

| LOT NUMBER | PHASE | HOUSE TYPE | CLOSING DATE |
|------------|-------|---------------------------|--------------|
| 007 | 2 | NEWCASTLE-OPT MAIN-ELEV A | 30-Jun-25 |

Date Added: 09-Apr-25

Invoice Number: 8787

1 - LINE ITEM 12 FROM P.E.S #8660 - CORRECTION - MUD ROOM - TO BARN DOOR HARDWARE - DELETE REFERENCES TO "SATIN NICKEL" - REVISE TO "MATTE BLACK" TRACK AND HARDWARE - INFO ONLY

Note:

1 - LINE ITEM 25 FROM P.E.S #8660 - CORRECTION - PANTRY - TO BARN DOOR HARDWARE - DELETE REFERENCES TO "SATIN NICKEL" - REVISE TO "MATTE BLACK" TRACK AND HARDWARE - INFO ONLY.

Note:

1 - LINE ITEM 27 FROM P.E.S #8660 - CORRECTION - UPPER LAUNDRY - TO DOUBLE BARN DOOR HARDWARE - DELETE REFERENCES TO "SATIN NICKEL" - REVISE TO "MATTE BLACK" TRACK AND HARDWARE - INFO ONLY.

Note:

Date Added: 08-Apr-25

Invoice Number: 8682

1 - MAIN FLOOR - ALL ARCHWAYS (8) - ADD FULL HALF ROUND ARCHES AT THREE SMALLER ARCHWAYS (FORYER TO HALL/DINING ROOM TO SERVERY/SERVERY TO KITCHEN) AND 18" RADIUS CORNERS AT ALL OTHER LARGER ARCHWAYS - EIGHT (8) ARCHES TOTAL - REFER TO PLAN

Note: **DRYWALL JAMBS AND CORNER BEADS (PLASTER AND PAINT), WRAP BASEBOARDS**

1 - MAIN FLOOR STAIR HALL - HARDWOOD - SUPPLY AND INSTALL NEW UPGRADE HARDWOOD #8 - VINTAGE NSS HERRINGBONE WHITE OAK WITH BOARDER - 5"X30"X3/4" COL. ATHENA - REFER TO PLAN

Note:

1 - KITCHENS/SERVERY/PANTRY/BATHROOMS/LAUNDRY - SEE QUALITY TOPS & KITCHENS FOR ALL UPGRADES/LAYOUTS (REFER TO QTK ATTACHED PAPERWORK

Note:

1 - KITCHEN - FLOORING - DELETE STANDARD FLOOR TILE - SUPPLY AND INSTALL HARDWOOD UPGRADE #6 - VINTAGE WHITE OAK 6 1/2" X 3/4" WIRE BRUSHED UVF, COLOUR ATHENA - REFER TO PLAN

Note:

1 - MAIN FLOOR & UPPER LEVEL - FLOORING - HARDWOOD - SUPPLY AND INSTALL HARDWOOD UPGRADE #6 - VINTAGE WHITE OAK 6 1/2" X 3/4" WIRE BRUSHED UVF, COLOUR ATHENA - REFER TO PLAN

Note: -LIVING ROOM

-DINING ROOM

-LIBRARY

-SERVERY

-PANTRY

-GREAT ROOM

-IN-LAW SUITE

-STAIR LANDINGS

-MASTER BEDROOM

-ALL CLOSETS

-BEDROOM 2, 3, 4 & 5

-UPPER STAIR HALL

1 - MAIN STAIRCASE - RAILING/NOSING - UPGRADE STANDARD HANDRAIL OVAL, 3 1/2" SQUARE POST WITH CAP AND NOSINGS AS REQUIRED TO WHITE OAK IN LIEU OF RED OAK - REFER TO PLANS

Note:

1 - FOYER - FLOORING - SUPPLY & INSTALL UPGRADE TILE 12 X 24 PURE BLACK BOARDER WITH 24 X 24 TIMELESS WHITE POLISHED INSIDE - REFER TO ATTACHED DETAILED SKETCH

Note:

1 - POWDER ROOM - TILE FLOORING - UPGRADE #4 24 X 24 TIMELESS WHITE POLISHED - LAY STRAIGHT - REFER TO PLAN

Note:

1 - POWDER ROOM - COUNTERTOP - INSTALL UPGRADE COUNTER TOP #3 AURORA, EVEREST QUARTZ - REFER TO PLAN

Note:



CONSTRUCTION SUMMARY

2185715 Ontario Inc.

PURCHASERS: SINGH, VIKRAM, JEET and HUNDAL, PARMINDER

TEL:

| LOT NUMBER | PHASE | HOUSE TYPE | CLOSING DATE | |
|------------|-------|---------------------------|--------------|--|
| 007 | 2 | NEWCASTLE-OPT MAIN-ELEV A | 30-Jun-25 | |

Date Added: 08-Apr-25

Invoice Number: 8682

1 - POWDER ROOM - COUNTERTOP EDGE - INSTALL UPGRADE L MITRE EDGE 1 1/2" - REFER TO PLAN

Note:

1 - KITCHEN - COUNTERTOP - SUPPLY AND INSTALL UPGRADE #2 COUNTER "CALACATTA CLASSIC" EVEREST QUARTZ - CUT OUT FOR COOKTOP - CUTOUT FOR UPGRADE SINK - STONE TOP AT HIDDEN COFFEE NOOK, ROUND CORNERS AT ISLANDS - REFER TO QTK DRWGS

Note: REFER TO PLAN/QTK DRWGS

1 - KITCHEN - COUNTERTOP EDGE - UPGRADE TO 1 1/2" L MITRE EDGE AT ENTIRE KITCHEN - REFER TO QTK DRWGS

Note:

1 - KITCHEN - BACKSPLASH - SUPPLY AND INSTALL UPGRADE #2 QUARTZ "CALACATTA CLASSIC" EVEREST AS BACKSPLASH - FULL HEIGHT - INCLUDES AROUND WINDOW AND HOOD FAN TO U/S OF CEILING - REFER TO QTK DRWGS

Note:

1 - KITCHEN - COUNTERTOPS - PROVIDE CUT OUT FOR PRO SERIES COOK STOP - REFER TO QTK DRWGS/PLANS

Note:

1 - SERVERY - COUNTERTOP - SUPPLY AND INSTALL UPGRADE #1 COUNTER "BLACK GALAXY" EVEREST QUARTZ - CUTOUT FOR STANDARD SINK - STANADAR D 3/4" EDGE - REFER TO DRWGS

Note: **NOTE DO NOT INSTALL QUARTZ BACKSPLASH AT SERVERY** OWNER WILL INSTALL OWN BACKSPLASH IN FUTURE

1 - SERVERY - ELECTRICAL - ADD OUTLET FOR U/C BAR FRIDGE - REFER TO PLAN

Note:

1 - PANTRY - COUNTER TOP - SUPPLY AND INSTALL STANDARD QUARTZ TOP VANILLA WHITE - STANDARD 3/4 EDGE - REFER TO QTK DRWGS

Note:

1 - PANTRY - BACKSPLASH - DRYWALL - INFO ONLY

Note:

1 - PANTRY - ELECTRICAL - ROUGHIN/PROVIDE ELECTRICAL OUTLET TO ACCOMMODATE REFRIGERATOR IN PANTRY - REFER TO QTK & APPLIANCE SPECS

Note:

1 - KITCHEN - SINK - DELETE BUILDERS STANDARD SINK - SUPPLY AND INSTALL NEW KINDRED BROOKMORE UNDERMOUNT SINK, BSU1832-9, GRID BG531S - REFER TO SPECS

Note: - SINK \$11056.56
- GRID \$341.25

1 - KITCHEN - FAUCET - INSTALL UPGRADE FAUCET (COMES WITH BUILT IN WATER FILTER FAUCET) AND FILTER STARTER KIT - BLANCO CATRIS - MATTE BLACK - SEE SPEC

Note: FAUCET #442992 \$1568.44
FILTER STARTER KIT #443274 \$492

1 - SERVERY - SINK - INSTALL BUILDERS STANDARD SINK - INFO ONLY

Note:

1 - KITCHEN - ROUGH IN WATER LINE FOR POT FILLER AT STOVE - REFER TO PLAN

Note:

1 - KITCHEN - POT FILLER - INSTALL UPGRADE POT FILLER BLANCO CULINA II IN MATTE BLACK #527486 - REFER TO SPEC

Note:



CONSTRUCTION SUMMARY
2185715 Ontario Inc.

PURCHASERS: SINGH, VIKRAM, JEET and HUNDAL, PARMINDER TEL:

| | | | |
|------------|-------|---------------------------|--------------|
| LOT NUMBER | PHASE | HOUSE TYPE | CLOSING DATE |
| 007 | 2 | NEWCASTLE-OPT MAIN-ELEV A | 30-Jun-25 |

Date Added: 08-Apr-25 Invoice Number: 8682

- 1 - KITCHEN - ELECTRICAL - AT COFFEE PANTRY - ADD OUTLET AT CABINET FOR COFFEE NOOK - SHUT OFF SWITCH IN APPLIANCE PANTRY BY ELECTRICIAN - REFER TO DRWGS

Note:
- 1 - KITCHEN - ELECTRICAL - ROUGH IN AND HOOK UP ELECTRICAL FOR U/C AND LED LIGHTING - REFER TO QTK DRWGS

Note:
- 1 - VANITY MIRRORS - ** DO NOT ** INSTALL PLATE MIRRORS - MIRRORS BY OWNER - INFO ONLY

Note:
- 2 - ENSUITE 2 & 3 - COUNTERTOP - INSTALL UPGRADE QUARTZ COUNTER #1 GLACIER WHITE WITH STANDARD EDGE - REFER TO DRWGS

Note:
- 5 - IN-LAW/ESUITE 2,3,4 & 5 - SHOWER CEILINGS - INSTALL TILE AT SHOWER CEILINGS - ALIGHT GROUT LINES BEST POSSIBLE - REFER TO PLAN

Note: IN LAW ENSUITE: 8 X 10 UNIWALL TAUPE GLOSSY
ENSUITE 2: 8 X 10 UNIWAL TAUPE GLOSSY
ENSUITE 3: 8 X 10 UNIWAL TAUPE GLOSSY
ENSUITE 4: 8 X 10 UNIWAL TAUPE GLOSSY
ENSUITE 5: 8 X 10 UNIWAL TENDER GRAY GLOSSY
- 1 - PRIMARY ENSUITE - COUNTERTOP - INSTALL UPGRADE QUARTZ COUNTER #1 GLACIER WHITE WITH STANDARD EDGE - REFER TO DRWGS

Note:
- 1 - PRIMARY ENSUITE -FLOOR TILE - INSTALL UPGRADE FLOOR TILE #4 - NORD LITHIUM 12 X 24 - LAY STRAIGHT - REFER TO PLAN

Note:
- 1 - PRIMARY ENSUITE - SHOWER FLOOR TILE - INSTALL UPGRADE FLOOR TILE #4 - NORD LITHIUM 12 X 24 - PIE CUT/SLOPE TO STANDARD DRAIN - REFER TO PLAN

Note:
- 1 - PRIMARY ENSUITE -SHOWER WALLS - INSTALL UPGRADE WALL TILE #4 - NORD LITHIUM 12 X 24 - LAY STRAIGHT & HORIZONTAL - REFER TO PLAN

Note:
- 1 - PRIMARY ENSUITE -SHOWER CEILING - INSTALL UPGRADE WALL TILE # 4 - NORD LITHIUM 12 X 24 - LAY STRAIGHT & ALIGH GROUT LINES BEST POSSIBLE - REFER TO PLAN

Note:
- 1 - PRIMARY ENSUITE - REMOVE TOILET WATER CLOSET ENSCLOSURE - ADD GLASS PANEL AND QUARTZ CURB AT SHOWER - REFER TO PLAN

Note:
- 1 - MUD ROOM - FLOORING - INSTALL CHECKER PATTERN USING STANDARD TILE 13 X 13 KEATON ICE AND 13 X 13 KEATON CARBON - REFER TO PLAN

Note:
- 1 - DOORS THROUGHOUT - INSTALL UPGRADE DOOR #1 LINCOLN - REFER TO PLAN

Note:
- 1 - HARDWARE THROUGHOUT - INSTALL UPGRADE DOOR HARDWARE IN MATTE BLACK - HALIFAX LEVER WITH SQUARE BACKPLATE, AND SQUARE HINGE FLAT TIP - REFER TO PLAN

Note:



CONSTRUCTION SUMMARY

2185715 Ontario Inc.

PURCHASERS: SINGH, VIKRAM, JEET and HUNDAL, PARMINDER

TEL:

| LOT NUMBER | PHASE | HOUSE TYPE | CLOSING DATE |
|------------|-------|---------------------------|--------------|
| 007 | 2 | NEWCASTLE-OPT MAIN-ELEV A | 30-Jun-25 |

Date Added: 08-Apr-25

Invoice Number: 8682

7 - ALL VANITY SINKS - EXCEPT POWDER - INSTALL UPGRADE SINK CATENA WHITE RECTANGULAR UNDERMOUNT #4210CIY - REFER TO SPEC

Note:

1 - POWDER ROOM - SINK - INSTALL UPGRADE VESSEL SINK - ABBI WHITE #4500ARW ROUND SINGLE HOLE - SEE SPEC

Note:

1 - POWDER ROOM - FAUCET - INSTALL UPGRADE FAUCET - MOEN ALIGN SINGLE HANDLE LAV FAUCET WITH LIFT ROD DFRaing IN MATTE BLACK #6198BL - SEE SPEC

Note:

1 - POWDER ROOM - ACCESSORIES - INSTALL MATCHING MOEN ALIGN PIVOTING TOILET PAPER HOLDER YB0408BL AND MINI TOWL BAR YB0486BL IN MATTE BLACK - SEE SPEC

Note:

1 - HOT WATER TANK - PURCHASER WISHES TO PURCHASE AND MAINTAIN OWNERSHIP OF THE WATER TANK - REFER TO PLAN

Note:

1 - DISCLAIMER STONE TOP - Stone slabs vary in size & all seams are visible - fabricator reserves the right to position the seams as necessary

Note:

1 - DISCLAIMER - STAIRCASE VS FLOORING - WOOD SPECIES DIFFERENCE

Note: The purchaser was advised and therefore accepts and ac knowledges that the wood species of the staircase and the flooring chosen do not match. This difference may result in a stain colour variance

The purchaser agrees that the vendor is to be exempt from any and all claims by the purchaser regarding this colour variance

1 - DISCLAIMER - STAIRCASE VS FLOORING - STAINING DIFFERENCE

Note: The purchaser was advised and therefore accepts and ac knowledges that the wood species of the staircae and the flooring chosen do not match. This difference may result in an undesirable colour variance

The purchaser agrees that the vendor is to be exempt from any asnd all claims by the purchaser regarding this colour variance (hardwood is shop finished and railing stain is site finished)

1 - PURCHASER AWARE AND ACCEPTS THAT ANY CHANGES MADE TO UPGRADES AFTER SIGNING THIS PURCHASERS EXTRA FORM ARE SUBJECT TO A MINIMUM ADMINISTRATION FEE OF \$1000. PLUS A 10% HOLDBACK FEE.

Note:

1 - PURCHASER HAS ATTENDED A COLOUR APPOINTMENT AT THE DECOR CENTRE AND HAS DECLINED ANY ADDITIONAL UPGRADES.Purchaser accepts and acknowledges that there will be no further changes/additions/deletions to be made upon signing herein

Note:

1 - BONUS PACKAGE - PURCHASER HAS APPLIED \$35,000 UPGRADE PROMOTIONAL PACKAGE TOWARDS THE PURCHASE OF UPGRADES IN THIS AGREEMENT. UPGRADE PROMOTIONAL PACKAGE IS NOW DEPLETED IN TOTAL

Note:

1 - PURCHASER TO RECIEVE A FURTHER DISCOUNT OF \$6,983.24 SIX THOUSAND NINE HUNDRED AND EIGHTY-THREE CANADIAN DOLLARS AND TWENTY-FOUR CANADIAN CENTS. AS PER S.CAROGIOIELLO

Note:

Date Added: 10-Dec-24

Invoice Number: 8681

1 - CLARIFICATION TO P.E.S #8660-2 LINE ITEM NO. 25 - DELETE "RELOCATE SERVERY SINK \$800" AND REPLACE WITH " RELOCATE SERVERY SINK AND SERVERY WINDOW \$800"

Note: **FOR INFORMATION ONLY TO CLAIRFY TO SITE"



CONSTRUCTION SUMMARY

2185715 Ontario Inc.

PURCHASERS: SINGH, VIKRAM, JEET and HUNDAL, PARMINDER

TEL:

| LOT NUMBER | PHASE | HOUSE TYPE | CLOSING DATE | |
|------------|-------|---------------------------|--------------|--|
| 007 | 2 | NEWCASTLE-OPT MAIN-ELEV A | 30-Jun-25 | |

Date Added: 10-Dec-24

Invoice Number: 8681

1 - CLARIFICATION TO P.E.S #8660-2 LINE ITEM NO. 25 - DELETE "RELOCATE DINING WINDOW INTO SERVERY AND ALTER SIZE \$1800" AND REPLACE WITH " DELETE TWO STANDARD DINING ROOM WINDOWS AND INSTALL NEW LARGER WINDOW 61X69 - \$1800"

Note: **FOR INFORMATION ONLY TO CLAIRFY TO SITE"

1 - BROCHURE CLARIFICATION - AS PER THE EXTRAS WITH PURCHASE AND SALE AGREEMENT, ENSUITE 4 SHOULD RECIEVE A SHOWER LIGHT (NOT ENSUITE 5) - REFER TO UPPER LEVEL ATTACHED

Note:

Date Added: 12-Nov-24

Invoice Number: 8660

1 - ALTERATIONS TO PLAN FEE - VARIOUS - (REFER TO PLAN) **Reduction in plan change fee as per S.Carogiello**

Note:

6 - BASEMENT - WINDOWS - ENLARGE 6 (SIX) WINDOWS TO 36 X 24 IN LIEU OF 30 X 24. (COLD ROOM TO REMAIN 30 X 24) REFER TO PLAN

Note:

1 - MAIN STAIRCASE - BASEMENT TO UPPER LEVEL - WHITE OAK STAIRCASE IN LIEU OF RED OAK - INCLUDES STAINING

Note:

1 - CENTRAL VACUUM - GARAGE - RELOCATE CENTRAL VAC TRUNK TO GARAGE - IN LIEU OF BASEMENT

Note:

1 - CENTRAL VACCUM - KITCHEN - INSTALL VAC PAN AT TOE KICK IN ISLAND - REFER TO PLAN

Note:

1 - KITCHEN - EXHAUST DUCTING - 8 INCH - UPGRADE TO 8 INCH EXHAUST IN LIEU OF 6 INCH EXHAUST

Note:

1 - LAUNDRY ROOM AND MUDROOM CLOSET - *DELETE MAIN FLOOR LAUNDRY AND MUD ROOM CLOSET* (LAUDNRY RELOCATING TO UPPER LEVEL) REFER TO PLAN - INFO ONLY

Note:

1 - MUD ROOM - RELOCATE DOOR FROM GARAGE TO MUDROOM TO THE LEFT - REFER TO PLAN

Note:

1 - MUD ROOM - LEAVE EMPTY - INFO ONLY. REFER TO PLAN

Note:

1 - MUD ROOM - DOOR FROM HALL TO MUD ROOM (FUR OUT WALL) - CHANGE TO BARN DOOR HARDWARE - INCLUDES TOP TRACK IN SATIN NICKEL WITH EXTERIOR PULL AND INTERIOR RECESSED HANDLE SATIN NIKEL.

Note: * NOTE ADD'L WORK FOR FUR OUT WALL/CORNER BEADING/NO TRIM/SUPPORT ABOVE DOOR*

1 - HALLWAY BETWEEN IN-LAW SUITE AND GREAT ROOM - *DELETE* - CLOSE UP WALL FROM HALL TO GREAT ROOM - REFER TO PLAN

Note:

1 - IN-LAW SUITE - DELETE CLOSET (RECONFIGURE CLOSET TO BE LONGER/DBL DOOR/ADDITIONAL TRIM & WIRE SHELIVING) AND RELOCATE ENTRY DOOR - REFER TO PLAN

Note:

1 - GREAT ROOM - DELETE TWO SIDE YARD WINDOWS - REFER TO PLAN

Note:



CONSTRUCTION SUMMARY

2185715 Ontario Inc.

PURCHASERS: SINGH, VIKRAM, JEET and HUNDAL, PARMINDER

TEL:

| LOT NUMBER | PHASE | HOUSE TYPE | CLOSING DATE | |
|------------|-------|---------------------------|--------------|--|
| 007 | 2 | NEWCASTLE-OPT MAIN-ELEV A | 30-Jun-25 | |

Date Added: 12-Nov-24

Invoice Number: 8660

1 - GREAT ROOM - ADD COFFERED CEILINGS - USING CTR-B03- SEE ATTACHED PLAN (\$3600 PLUS PAINTING \$500)

Note:

1 - KITCHEN - ADD NEW 9 FT LONG X 55" HIGH KITCHEN WINDOW ABOVE NEW SINK LOCATION (BACKYARD WALL) - SEE PLAN

Note:

1 - KITCHEN - SINK - *RELOCATE SINK AND DISHWASHER* (REFER TO NEW KITCHEN LAYOUT)

Note:

1 - KITCHEN - CUPBOARDS - RECONFIGURE CABINETRY (SEE PLAN)

Note: - ADD DRAWERS BELOW COOKTOP *APPROX 48" WIDE*

-ADD WALL OVEN/MICROWAVE TOWER

-ADD COLUMN FRIDGE PANEL READY * APPROX 24" WIDE*

-ADD COLUMN FREEZER PANEL READY * APPROX 24" WIDE*

- PANTRY WITH 5 PULL OUT DRAWERS *APPROX 32" WIDE*

-ADDITIONAL UPPER CABINETS AT STOVE WALL

-ADDITIONAL LOWER CABINETS AS PER PLAN

-ADDITIONAL ISLAND CABINETS AS PER PLAN (LONGER & ADD CUPBOARDS AT KNEE SPACE) app 96 x 60

-3 bin PULL OUT WASTE/RECYCLE AT SINK

1 - KITCHEN - APPLIANCES - INFO ONLY - PURCHASER HAS NOT PROVIDED ROYAL PINE WITH APPLIANCE SPECIFICATIONS AT TIME OF STRUCTURALS - PURCHASER AGREES TO PROVIDE SPECIFICATIONS AT TIME OF COLOUR CHART APPOINTMENT

Note: *purchaser acknowledges that electrical pricing may be subject to change upon confirmation of appliance specifications*

1 - KITCHEN - ROUGH IN FOR BUILT IN OVEN/MICRO WITH ROUGH IN LINE TO FUTURE INDUCTIONCOOK TOP - REFER TO PLAN

Note:

1 - KITCHEN - ROUGH IN ELECTRICAL FOR INTEGRATED HOOD FAN - REFER TO PLAN

Note:

1 - KITCHEN - ADD ELECTRICAL ROUGH IN FOR NEW COLUMN FREEZER - REFER TO PLAN

Note:

1 - KITCHEN - COUNTERTOP - ADDITIONAL STANDARD QUARTZ IN NEW CONFIGURATION, INCLUDE CUTOUT FOR NEW COOKTOP - NEW ISLAND SIZE WITH OVERHANG FOR STOOLS - STANDARD EDGE DETAIL (REFER TO NEW PLAN)

Note:

1 - DINING/SERVERY/PANTRY - RELOCATE SERVERY & PANTRY TO DINING AREA, REDUCE DINING ROOM - REFER TO PLAN

Note: -RELOCATE SERVERY SINK \$800

-RELOCATE DINING WINDOW INTO SERVERY & ALTER SIZE TO 28W X 55 H - \$1800

-RELOCATE EXISTING PANTRY DOOR \$500

--ADD BARN DOOR HARDWARE (SATIN NIKEL) TO PANTRY DOOR, WITH CORNER BEADS NO TRIM \$1550

-**STND HARDWOOD TO REMAIN AT SERVERY/PANTRY - TILE CAN BE CAPTURED AT TIME OF COLOUR CHARTS**

-RELOCATE ARCHWAY TO SERVERY FROM DINING \$500

-FRAMING AND DRYWALL N/C

-PAINT N/C

-**ALL CUPBOARDS AND COUNTERTOPS TO BE CAPTURED AT TIME OF COLOUR CHARTS**

1 - DINING ROOM - CLOSE ARCHWAY/OPENING - AT ANGLED WALL - FROM DINING TO STAIR HALL - SEE PLAN

Note:



CONSTRUCTION SUMMARY

2185715 Ontario Inc.

PURCHASERS: SINGH, VIKRAM, JEET and HUNDAL, PARMINDER

TEL:

| | | | | |
|------------|-------|---------------------------|--------------|--|
| LOT NUMBER | PHASE | HOUSE TYPE | CLOSING DATE | |
| 007 | 2 | NEWCASTLE-OPT MAIN-ELEV A | 30-Jun-25 | |

Date Added: 12-Nov-24

Invoice Number: 8660

1 - WALK IN LINEN - TURN INTO UPPER LAUNDRY - EXPAND THE LENGTH - *DELETE WIRE SHELVING AND HARDWOOD* REFER TO PLAN (APPLIANCES NOT INCLUDED)

- Note: - ADD STANDARD FLOOR TILE
- ADD DOUBLE DOOR ENTRY (SLIDING BARN DOOR HARDWARE SATIN NIKEL) AND ADDITIONAL TRIM
 - RELOCATE CABINETS
 - RELOCATE SINK
 - RELOCATE WASHER/DRYER ELECTRICAL
 - RELOCATE VENTING
 - RELOCATE FLOOR DRAIN
- *NOTE ADD'L WORK FOR SUPPORT FOR BARN DOOR/CORNER BEADS/NO TRIM*

1 - BEDROOM 5 - *DELETE CLOSET* - REPLACE WITH QTK MILLWORK -TWO DOUBLE DOORS - STANDARD CUPBOARD DOOR STYLE - 8'-0" H X 24"D OF TALL CABINETES WITH HANGING RODS & AJD SHELVES - SEE PLAN & SKETCH

Note:

2 - BEDROOM 2 & 3 WIC - RELOCATE DOORS TO OPEN INTO BATHROOMS - SEE PLAN

Note:

1 - PRIMARY BEDROOM DRESSING ROOM - MOVE DOOR LOCATION - SEE PLAN

Note:

1 - ALL ENSUITES/POWDER - *DO NOT INSTALL PLATE MIRRORS ABOVE VANITIES* - INFO ONLY

Note:

1 - PRIMARY ENSUITE - DELETE DRYWALL NICHES - REFER TO PLAN - INFO ONLY

Note:

1 - PRIMARY ENSUITE - RELOCATE FREESTANDING TUB - REFER TO PLAN

Note:

2 - PRIMARY ENSUITE - RELOCATE SINKS - REFER TO PLAN * Reduced price as per S.Carogioiello

Note:

1 - PRIMARY ENSUITE - SHOWER - ADD HORIZONTAL SHAMPOO NICHE *APPROX 14" x 24"* - IN STANDARD WHITE QUARTZ - REFER TO PLAN

Note:

1 - PRIMARY ENSUITE - RELOCATE WINDOW - REFER TO PLAN

Note:

1 - PRIMARY ENSUITE - ELONGATE VANITY TO BACK WALL (includes cabinetry and counter)- REFER TO PLAN

Note:

1 - GARAGE - ADD ROLL UP DOOR AT BACK - APPROX 8X8 - STYLE TO MATCH FRONT GARAGE DOOR *NOTE ADD'L HEADER/FRAMING/CUTTING OF CONCRETE REQ'D* - SEE PLAN

Note:

1 - PURCHASER AWARE AND ACCEPTS THAT ANY CHANGES MADE TO UPGRADES AFTER SIGNING THIS PURCHASERS EXTRA FORM ARE SUBJECT TO A MINIMUM ADMINISTRATION FEE OF \$500, PLUS A 10% HOLDBACK FEE.

Note:


1 - PURCHASER HAS ATTENDED A STRUCTURAL APOINTMENT AT THE DECOR CENTRE AND HAS DECLINED ANY ADDITIONAL UPGRADES.


Note:


* INTERIOR COLOUR SCHEME *


| Purchasers | Decor Consultant | Model and Elevation | Telephone Res. / Bus | Project | Closing Date | Property |
|---|------------------|---------------------------|----------------------|----------------------|--------------|----------|
| SINGH, VIKRAM, JEET & HUNDAL, PARMINDER | Lisa Renzetti | NEWCASTLE-OPT MAIN-ELEV A | / | 2185715 Ontario Inc. | 30/06/2025 | 007 |

| | | | |
|------------------|--|--|---|
| Page 1 of 3 | Flooring | Wall Tile | Plumbing |
| Primary Ensuite | Description 12 x 24 Nord Lithium (straight) (UP) | Main 12 x 24 Nord Lithium (straight/horizntl) (UP) | SHOWER 12 x 24 Nord Lithium (straight) (UP) |
| Ensuite 2 | 13x13 Keaton Ice (ST) | 8x10 Uniwal Taupe Glossy (ST) | CIELING 8x10 Uniwal Taupe Glossy (UP) |
| Ensuite 3 | 12x24 Persuade White (ST) | 8x10 Uniwal Taupe Glossy (ST) | SHOWER FLOOR 2x2 warm grey matte (ST) |
| Ensuite 4 | 12x24 Byzantine Pentalllic Grey (ST) | 8x10 Uniwal Taupe Glossy (ST) | 2x2 warm grey matte (ST) |
| Ensuite 5 | 12x24 Byzantine Azzuro matte (ST) | 8x10 Uniwal Tender Gray Glossy (ST) | 2x2 warm grey matte (ST) |
| In-Law Ensuite | 12x24 Byzantine Pentalllic Grey | 8x10 Uniwal Taupe Glossy | TUB |
| Kitchen | 6 1/2" Vintage White Oak Wire Br.UVF Athena (UP) | Everest, Calacatta Classic (UP) | 2x2 warm grey matte (ST) |
| Servery | 6 1/2" Vintage White Oak Wire Br.UVF Athena (UP) | NONE | N/A |
| Upper Laundry | 12x24 Persuade White (ST) | NONE | N/A |
| Pantry | 6 1/2" Vintage White Oak Wire Br.UVF Athena (UP) | NONE | N/A |
| Mud Room | 13x13 Keaton Ice & Keaton Carbon (checker UP) | Railings and Stairs | |
| Powder Room | 24x24 Timeles white pol (lay straight) (UP) | Railings STANDARD STYLE/WHITE OAK (UP) | Cornice Moulding / Medalion |
| Foyer | 24x24 Timeles white pol, boarder 12x24 pure blackpol | Pickets STANDARD METAL(WHITE OAK NOSING) | Foyer NONE |
| Main Stair Hall | 5"x30"x3/4" Vin, W.O,W.B,UVF,Athena HERRINGB | Posts STANDARD STYLE/WHITE OAK (UP) | Living Room NONE |
| Library | 6 1/2" Vintage White Oak Wire Br.UVF Athena (UP) | Stringers WHITE OAK (UP) | Dining Room NONE |
| Living Rm | 6 1/2" Vintage White Oak Wire Br.UVF Athena (UP) | Treads WHITE OAK (UP) | Family Room CTR-B03 WAFFLE (SEE PLAN) |
| Dining Room | 6 1/2" Vintage White Oak Wire Br.UVF Athena (UP) | Risers WHITE OAK (UP) | Main Hall NONE |
| In-Law Suite | 6 1/2" Vintage White Oak Wire Br.UVF Athena (UP) | Runner NONE | Kitchen NONE |
| Great Room | 6 1/2" Vintage White Oak Wire Br.UVF Athena (UP) | Trim | 2nd Floor Hall NONE |
| Upper Stair Hall | 6 1/2" Vintage White Oak Wire Br.UVF Athena (UP) | Baseboard & Casing 3 1/2 StepBev Casing/7 1/4 StepBev Base | |
| Primary Bedroom | 6 1/2" Vintage White Oak Wire Br.UVF Athena (UP) | Front Door Glass STANDARD | |
| Bedroom 2 | 6 1/2" Vintage White Oak Wire Br.UVF Athena (UP) | Interior Doors LINCOLN (UP) | |
| Bedroom 3 | 6 1/2" Vintage White Oak Wire Br.UVF Athena (UP) | Knobs Halifax Lever with Sq Backplate, mat blk(UP) | |
| Bedroom 5 | 6 1/2" Vintage White Oak Wire Br.UVF Athena (UP) | Hinges Square Flat Tip matte black (UP) | |
| Dressing Room | 6 1/2" Vintage White Oak Wire Br.UVF Athena (UP) | Grip Set STANDARD | |
| Basement Landing | Highland Lam, Willowbrook Oak EE H 290 | Notes KIT SINK: KINDRED BROOKMORE UNDERMOUNT BSU1832-9, GRID BG5315. KIT FAUCET: BLANCO CATRIS #442992 WITH INTEGRATED FILTER FAUCET AND STARTER KIT #443274 STANDARD BAR SINK AT SERVERY. *DO NOT INSTALL VANITY MIRRORS*. ALL VANITY SINKS: CATENA WHITE 4210CIY. POWDER SINK ABB! WHITE VESSEL 4500ARW. | |

Consultant:  Lisa Renzetti

Purchaser:  FB7B82C829AC4F8... SINGH, VIKRAM, JEET

Purchaser:  35EA8EC4F9B746F... HUNDAL, PARMINDER

Vendor: 

* INTERIOR COLOUR SCHEME *

| Purchasers | Decor Consultant | Model and Elevation | Telephone Res. / Bus | Project | Closing Date | Property |
|---|------------------|---------------------------|----------------------|----------------------|--------------|----------|
| SINGH, VIKRAM, JEET & HUNDAL, PARMINDER | Lisa Renzetti | NEWCASTLE-OPT MAIN-ELEV A | / | 2185715 Ontario Inc. | 30/06/2025 | 007 |

Page 2 of 3

Primary Ensuite

Ensuite 2

Ensuite 3

Ensuite 4

Ensuite 5

In-Law Ensuite

Kitchen

Servery

Upper Laundry

Powder Room

Mud Room

Pantry

Foyer

Main Stair Hall

Library

Living Rm

Dining Rm

In-Law Suite

Great Room

Upper Stair Hall

Primary Bedrm

Bedroom 2/3/5

Dressing Rm

Basement Landing

Interior Paint

Description

| |
|---|
| Silver Birch (ST) |
| Silver Birch (ST) |
| Silver Birch (ST) |
| Silver Birch (ST) |
| Silver Birch (ST) |
| Silver Birch (ST) |
| Silver Birch (ST) |
| Silver Birch (ST) |
| Silver Birch (ST) |
| Silver Birch (ST) |
| Silver Birch (ST) |
| **see counter in notes section/Silver Birch |
| Silver Birch (ST) |
| Silver Birch (ST) |
| Silver Birch (ST) |
| Silver Birch (ST) |
| Silver Birch (ST) |
| Silver Birch (ST) |
| Silver Birch (ST) |
| Silver Birch (ST) |
| Silver Birch (ST) |
| Silver Birch (ST) |
| Silver Birch (ST) |

Cabinet

Style

| |
|--------------------------------|
| **SEE ATTACHED QTK PAPERWORK** |
| **SEE ATTACHED QTK PAPERWORK** |
| **SEE ATTACHED QTK PAPERWORK** |
| **SEE ATTACHED QTK PAPERWORK** |
| **SEE ATTACHED QTK PAPERWORK** |
| **SEE ATTACHED QTK PAPERWORK** |
| **SEE ATTACHED QTK PAPERWORK** |
| **SEE ATTACHED QTK PAPERWORK** |
| **SEE ATTACHED QTK PAPERWORK** |
| **SEE ATTACHED QTK PAPERWORK** |
| **SEE ATTACHED QTK PAPERWORK** |
| **SEE ATTACHED QTK PAPERWORK** |

Countertop

| |
|---------------------------------|
| Everest, Glacier White (UP) |
| Everest, Glacier White (UP) |
| Everest, Glacier White (UP) |
| Everest, Vanilla White (ST) |
| Everest, Grey Galaxy (ST) |
| Everest, Vanilla White (ST) |
| Everest, Calacatta Classic (UP) |
| Everest, Black Galaxy (UP) |
| Standard Laminate by QTK |
| Everest, Aurora (UP) |

Counter Edge

| |
|-----------------------------------|
| Standard |
| Standard |
| Standard |
| Standard |
| Standard |
| Standard |
| L Mitre 1 1/2" (UP) |
| Standard (no backsplash 4" stone) |
| SEE QTK Paperwork |
| L Mitre 1 1/2" (UP) |

Handle / Knob

| |
|---------|
| SEE QTK |
| SEE QTK |
| SEE QTK |
| SEE QTK |
| SEE QTK |
| SEE QTK |
| SEE QTK |
| SEE QTK |
| SEE QTK |
| SEE QTK |
| SEE QTK |

Appliance Opening/Dimension

| | | | |
|--------------------|------------------|-----------------|-----------|
| Fridge Size | SEE SPECS | Range | SEE SPECS |
| Built-Ins | SEE SPECS | Microwave | SEE SPECS |
| Hood Fan | SEE SPECS | Exhaust Opening | 6" 8" |
| Dishwasher Cabinet | Std 24in Opening | | |

Fireplace

| | | | |
|-------------------|------|-------------------|-----|
| Fireplace | NONE | Fireplace | N/A |
| Location Flooring | NONE | Location Flooring | N/A |
| Style | NONE | Style | N/A |
| Finish | NONE | Finish | N/A |
| Marble | NONE | Marble | N/A |
| Hearth | NONE | Hearth | N/A |

Notes

Pantry Counter: Everest Vanilla White, 3/4 edge, (no 4" stone backsplash - owner will do their own backsplash) POWDER: faucet Moen Align 6198BL, TP holder YB0408BL, Towel Bar YB0486BL ALL MATTE BLACK

Page 2 of 3

Decor Consultant:

Lisa Renzetti

Purchaser:

SINGH, VIKRAM, JEET

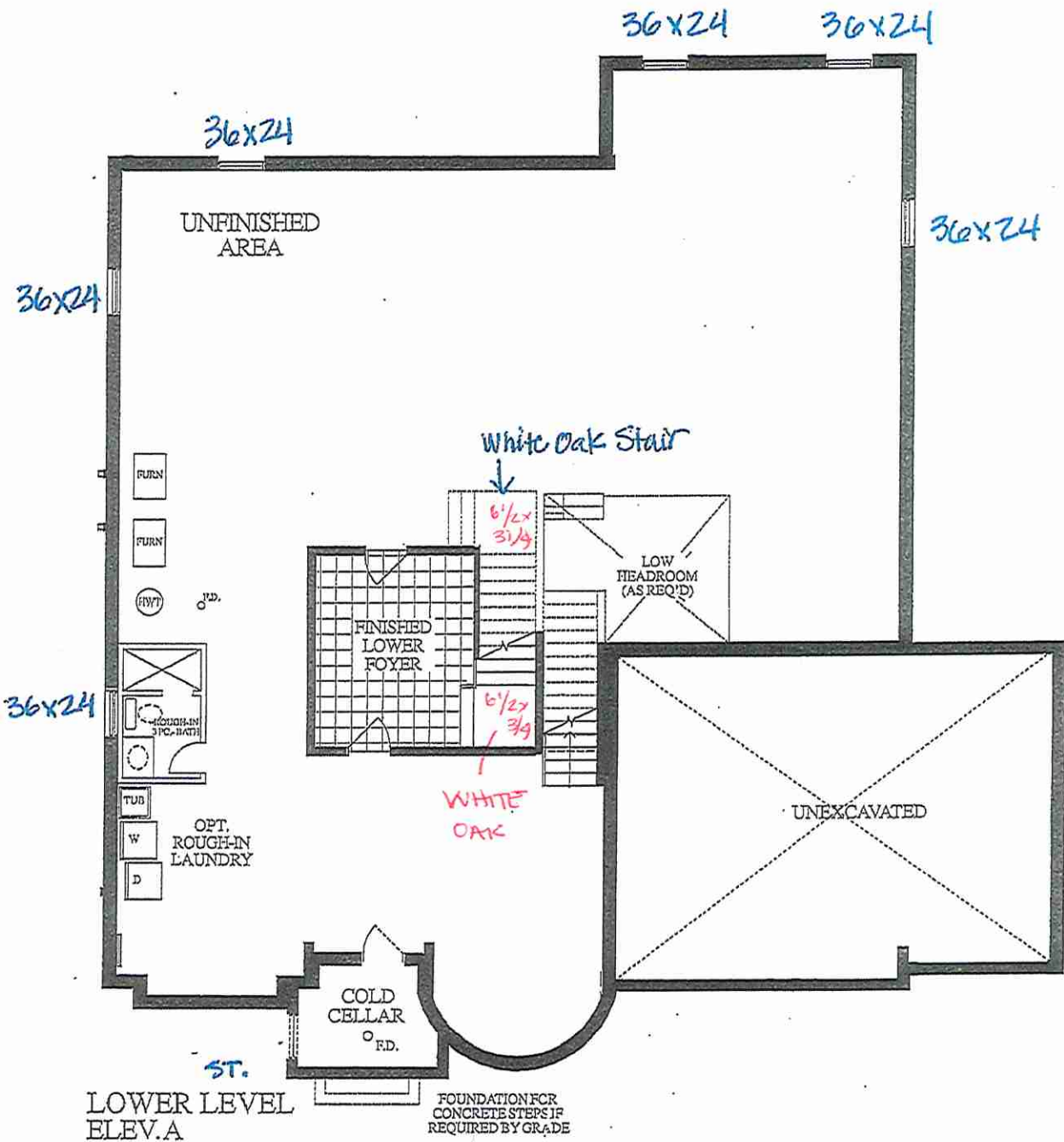
Purchaser:

HUNDAL, PARMINDER

Vendor:

2185715 Ontario Inc.

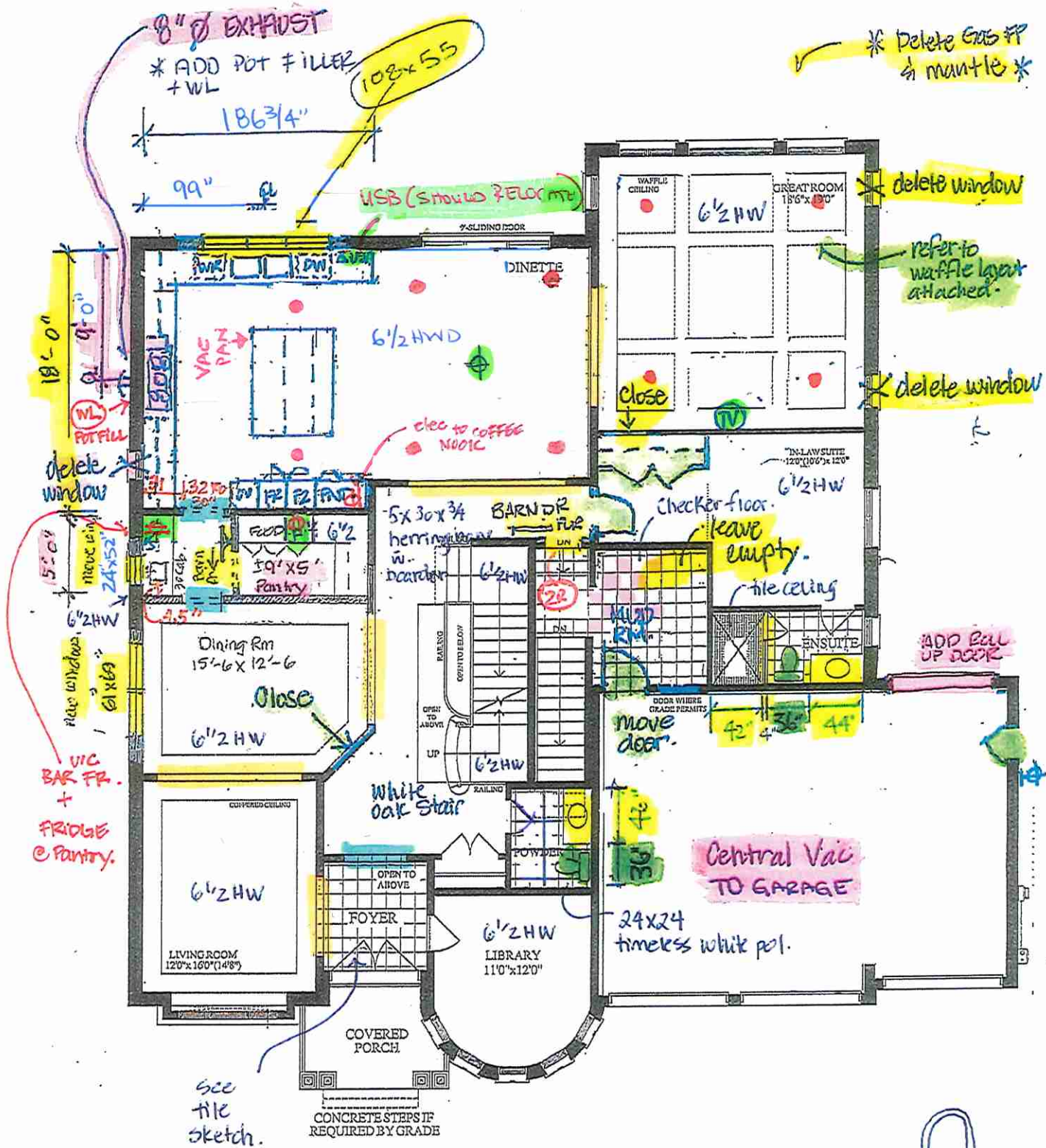
Printed Mar 27, 2025 5:14 pm





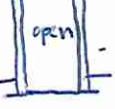
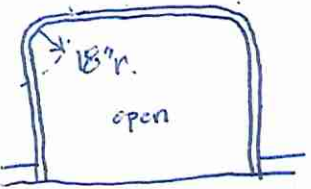




Initial DS
VJS PH

DS DS
VS PH



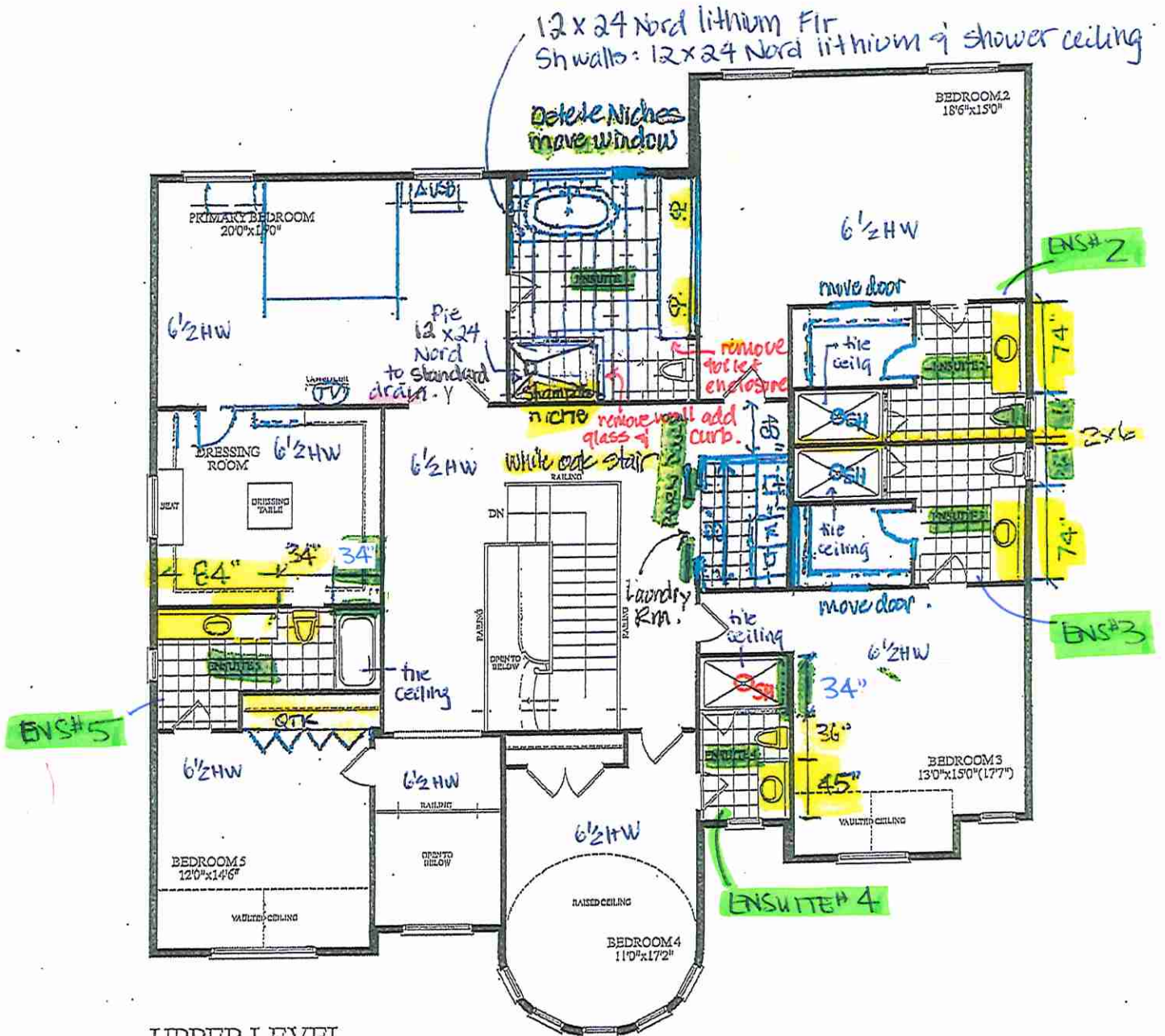


MAIN LEVEL
ELEV. A

- MAIN FLR :**
-  = Full Round Arch
 -  = 18" Radius Corners
- 
- 
-  
-  
- * ALL DOORS LINCOLN
* ALL HARDWARE Halifax, square square hinge flat tip (matte blk)



Revised Dec 6.24.



* NO PLATE MIRRORS @ VANITES

* smooth ceilings *
(as per sales offer)

Initial DS
VJS PH

DS VS DS PH





OT 7 * 60-03 NEW CASTLE * OPT. MAIN * EL. A * 3 CAR GARAGE * 5285 SQ.FT

SCHEDULE "B"

Purchaser SINGH, VIKRAM, JEET
Purchaser HUNDAL, PARMINDER
And
Vendor 2185715.Ontario Inc.
Lot Number 007 GOLD BOTTOM CRESCENT, Phase 2, Plan 43M-2144
in the CITY of BRAMPTON
Date of Offer April 05, 2024
Dated Required: June 30, 2025
Model: NEWCASTLE-OPT MAIN-ELEV A (60-03(AO))

Description - Vendor to Supply and Install the Following as Per Purchase Price

- BONUS PACKAGE FOR 70 FT DETACHED - PURCHASER TO RECEIVE \$65,000 (INCLUSIVE OF TAXES) WORTH OF UPGRADES AT THE DECOR CENTER AT TIME OF COLOUR CHART.
- PURCHASER ACKNOWLEDGES THAT NO UPGRADE ITEMS ARE BEING INCLUDED WITHIN THIS AGREEMENT OF PURCHASE & SALE OTHER THEN WHAT IS STATED IN THE INFORMATION SHEET DATED FEBRUARY 8TH 2024.
- ADD A THIRD GARAGE TO THE SIDE OF EXISTING GARAGE. GARAGE LENGTH AND ALIGNMENT WITH THE OTHER TWO DOORS TO BE DETERMINED BY ARCHITECTURAL CONTROL GUIDLEINES.
- INCLUDE A MAN DOOR TO THE SIDE OF GARAGE, GRADE PERMITTING.
- DELETE GAS FIREPLACE IN GREAT ROOM AND INSTALL LARGER WINDOW IN LIEU OF FIREPLACE AS PER BUILDERS SPECIFICATIONS.
- ADD WINDOW IN WALK-IN PANTRY AS PER BUILDERS SPECIFICATIONS.
- SHOWER LIGHT TO BE INCLUDED IN ENSUITE 2, 3 & 4 AS PER VENDORS STANDARD SAMPLES
- VENDOR TO INCLUDE SMOOTH CEILINGS THOUGHOUT 2ND LEVEL AS PER VENDORS SPECIFICATIONS.
- VENDOR TO SITE HOUSE ON THE LOT AS FAR BACK AS POSSIBLE IN ORDER TO CREAT AS LONG AS POSSIBLE DRIVER WAY AS PER BUILDING CODE WILL ALLOW.

■ ** premium for 60 foot lot onto a 70 foot lot

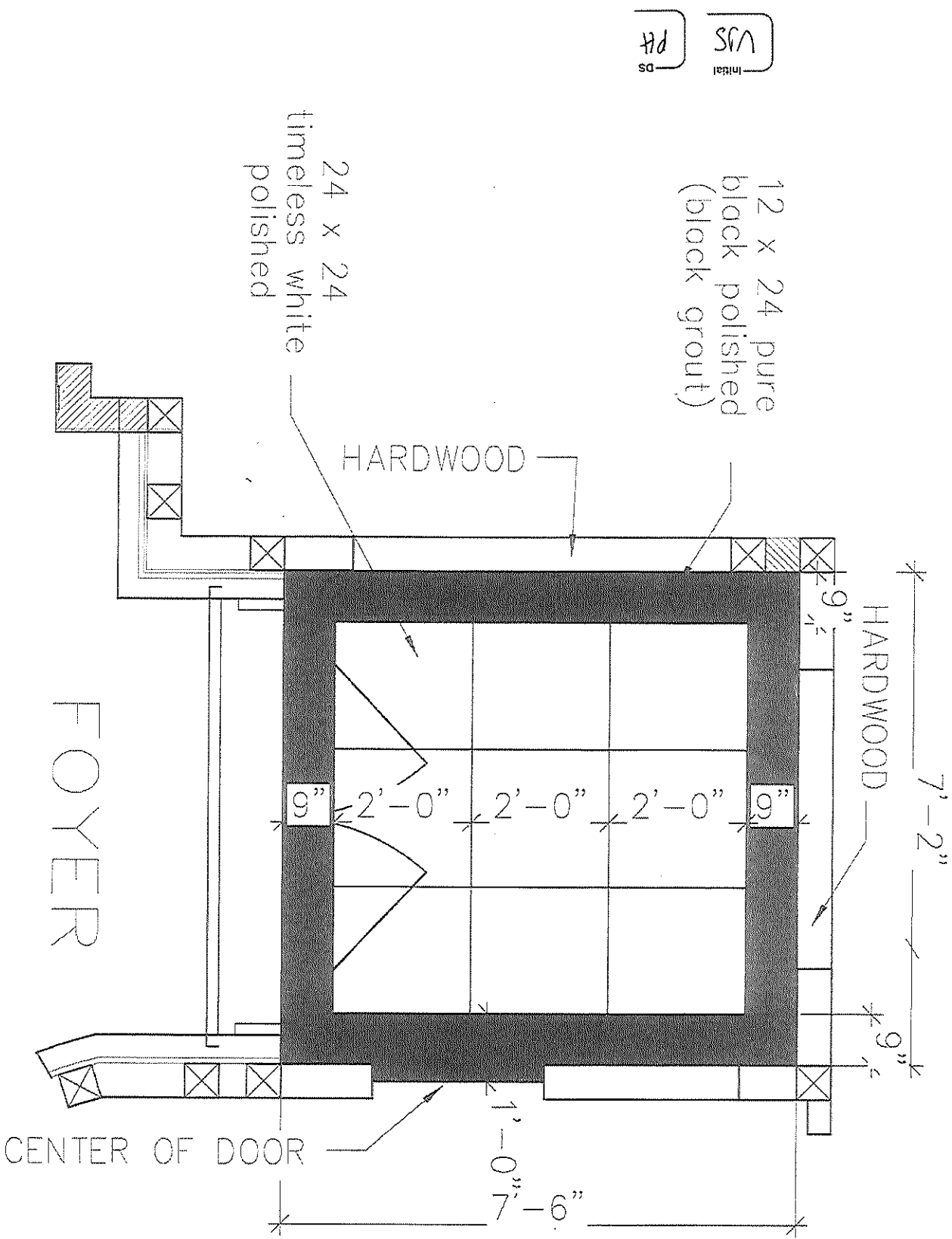
Initial
VJS

DS
PH

DS
VS

DS
PH

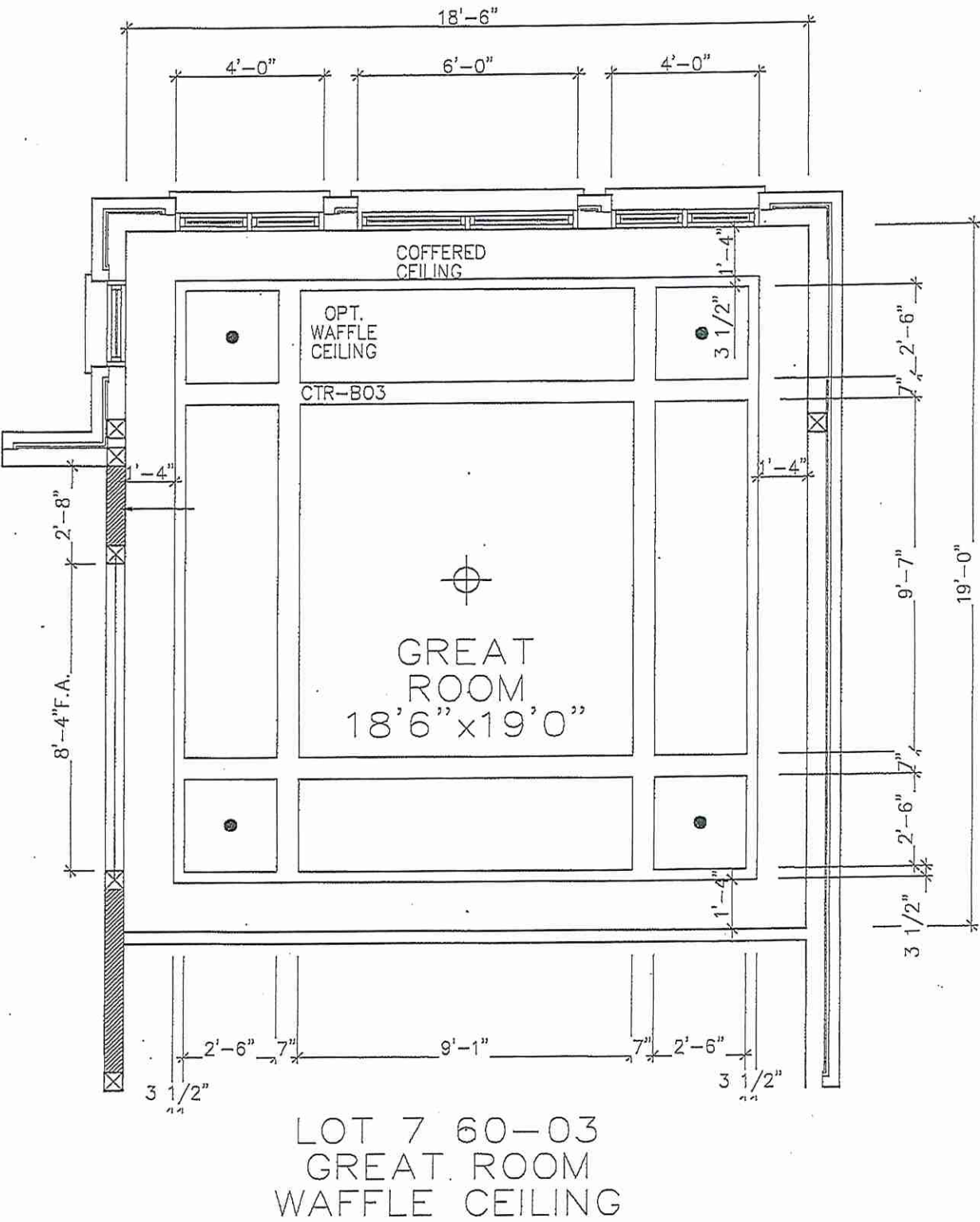
00101



Initial
VJS
DS
pt

FOYER

LOT 7

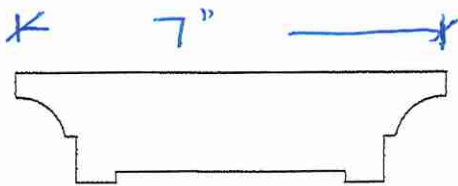




190 1/2" x 197"
W L

DS
VS

DS
PH

LOT 7



Beams and Coffered Ceilings

CTR-B03


Specifications:

| WIDTH " | HEIGHT " |
|---------|----------|
| 7 | 1 3/4 |

NEXT PRODUCT→



LOT 7



Revised March 31/25

Quality Tops & Kitchens Ltd.
80 Sante Drive, Vaughan, ON L4K 3C4
T 416.746.1811 F 905.761.5901
www.QTK.ca info@qtk.ca

PURCHASE AGREEMENT FORM

| | | | |
|------------|--|-------------|----------------------|
| PURCHASER: | | CONTRACTOR: | 2185715 ONTARIO INC. |
| ADDRESS: | | SITE: | WEST RIVER PH2 |
| EMAIL: | | MODEL TYPE: | 60-03 |
| PHONE #: | | LOT #: | 7 WRV2 |
| PHONE #: | | DATE: | Mar 31, 2025 Q14604 |

The purchaser agrees to buy and Quality Tops & Kitchens Ltd. (QTK) agrees to sell and provide for the purchaser the following articles listed herein and with attached drawing in accordance to the terms and conditions described on the reverse of this agreement form.

| ROOM | DESCRIPTION | CATEGORY |
|---------|---|------------|
| KITCHEN | DOOR STYLE: QT 1022 NONE FINISH: SHEER BEAUTY SPECIES: LP LAMINATE DOOR HARDWARE: DRW HARDWARE: COUNTER TOP: Counter Top by Others | Category 3 |

| ITEM # | QTY | DESCRIPTION | PRICE |
|---------|-----|---|-------|
| CAB-P | 1 | BASE & UPPER CABINETS AS PER DRAWINGS PROVIDED | |
| PF-CKT | 1 | PROF SERIES COOK-TOP w/ FRONT BUTTONS & POT DRWS w/ BLUM ANTARO WHITE | |
| BMO2696 | 1 | BUILT-IN MICRO & WALL OVEN w/ WOOD DRAWER(S) BELOW - 26" D x 95-1/2"H | |
| PF2696 | 2 | BUILT-IN FOR PROFESSIONAL SERIES FRIDGES 26" DEEP x 95-1/2"H | |
| FP | 2 | FRIDGE PANELS (HANDLES NOT INCLUDED) (INSTALLATION NOT INCLUDED) | |
| BSPICE2 | 1 | PULL-OUT SPICE UNIT - 2 BASKETS 6" W, 8" W, 12" W or 15-1/2" W | |
| BSPICE3 | 1 | PULL-OUT SPICE UNIT - 3 BASKETS 6" W, 8" W, 12" W or 15-1/2" W | |
| UNCT-FR | 1 | ADD AN OPENING FOR AN UNDERCOUNTER FRIDGE | |
| CUST-1 | 1 | INCREASE & ROTATE ISLAND TO 84" WIDE x 60" DEEP IN LIEU OF 66" x 48" w/ 24" DEEP CABINETS ON REAR | |
| CUST-2 | 1 | C LINE CABINETY BLUM MOTION HINGES 808 FULL EXTENSION MOTION DRAWER SLIDES 13 3/4" DEEP UPPERS | |
| CUST-3 | 1 | 26" W x 25" D PANTRY w/ SALICE DOOR POCKET DOORS. 22" DEEP BASE INTERIOR CABINET w/ DRAWERS & STONE TOP BY OTHERS. 1 1/2" SHELVES ABOVE. SHEER BEAUTY INTERIOR. | |
| CUST-4 | 1 | EXTENDED HEIGHT CABINETY INCL. 54" HIGH UPPERS w/ 12" FLAT VALANCE INCL. 3" PIECES TOP & BOTTOM - 108" MOUNTING & 120" OVERALL. | |
| CUST-5 | 1 | TWO TONE - CATEGORY 5 CABINETY TALL, BASE, UPPERS & FLOATING SHELVES: QTM 1822 SHEER BEAUTY (LP LAMINATE) ISLAND & HOOD: QTB 07 & QTH 8008 - BAJA DUNES (HDF) SERVERY: QTS 1022 BLACK TX (LP LAMINATE) | |
| CUST-6 | 1 | 2 BIN RECYCLE w/ BUILT IN PAPERWTOWEL HOLDER ON A BLACK CLOSET ROD ABOVE | |
| CUST-7 | 1 | ADD BAR FRIDGE PANEL | |
| CUST-8 | 1 | 60" +/- ROUNDED CANOPY w/ QTB 07 ON 3 SIDES | |
| CUST-9 | 1 | BUILT IN LED STRIP LIGHTING (3000K) BELOW UPPER CABINETS IN LIEU OF LIGHT VALANCE MOULDING | |
| CUST-10 | 2 | 16" DEEP UPPER DOWN TO COUNTER w/ 3/4 WOOD SHELVES, SHEER BEAUTY INTERIOR & 4mm CLEAR GLASS. - QTH 2107 BLACK (PT) | |
| CUST-11 | 4 | 1 SET OF POT DRAWERS w/ PREMIUM MOTION SLIDES | |
| CUST-12 | 2 | 4" x 4" x 60" THICK COLUMN w/ QTB07 PROFILE ON 3 SIDES w/ 3/4" REVEAL ON FLOOR, ROUNDED REAR CORNERS & 24" REAR CABINETS w/ QTB07 PROFILE (3 DOORS) - NO COUNTER TOP OVERHANG (PLUG CUT OUT IN FRONT ON THK GABLE) | |
| CUST-13 | 1 | KNOS: 86655.CCKUS19.KNKUS19 TOP DRAWERS: 84085.EDGRUS19.KNUS19 DRAWERS & DOORS: 840xx.EDGRUS19.KNUS19 FRIDGE & PANTRY:84070.RECUS19.KNUS19 | |
| CUST-16 | 1 | WALK IN PANTRY: BASE & TALL CABINETY, INCL. FRIDGE ENCLOSURE & 3" THICK x 2 SIDED FLOATING SHELVES (SHEER BEAUTY - LP LAM) & CABINETS: QTS 1022 WILLOW GREY (LP LAM) HARDWARE: DH09160 TL ON UPPERS ABOVE TALL CABINETS | |

Initial **VJS** **NO** **PH**



Quality Tops & Kitchens Ltd.
80 Sante Drive, Vaughan, ON L4K 3C4
T 416.746.1811 F 905.761.5901
www.QTK.ca info@qtk.ca

PURCHASE AGREEMENT FORM

| | | | | | |
|------------|--|-------------|--|----------------------|--|
| PURCHASER: | | CONTRACTOR: | | 2185715 ONTARIO INC. | |
| ADDRESS: | | SITE: | | WEST RIVER PH2 | |
| EMAIL: | | MODEL TYPE: | | 60-03 | |
| PHONE #: | | LOT #: | | 7 WRV2 | |
| PHONE #: | | DATE: | | Mar 31, 2025 Q14604 | |

| | | | | | |
|----------------|--|---|--|------------|--|
| | | ROOM SUMMARY: | | | |
| ROOM | | DESCRIPTION | | CATEGORY | |
| ENSUITE VANITY | | DOOR STYLE: QT 1022 NONE FINISH: ECRU SPECIES: LP LAMINATE DOOR HARDWARE: DRW HARDWARE: COUNTER TOP: Counter Top by Others | | Category 3 | |

| | | | |
|---------------|-----|---|-------|
| ITEM # | QTY | DESCRIPTION | PRICE |
| CUST-1 | 1 | CONVERT STD VANITY TO FLOATING VANITY- 8-1/2" A.F.F | |
| CUST-2 | 1 | HARDWARE: 9314-128 DBK | |
| CUST-3 | 2 | ADD TOP DRAWERS ABOVE SINKS (DRAWERS SEPARATED TO ACCOMODATE PLUMBING) | |
| CUST-4 | 1 | CAT 3 DOOR STYLE & FINISH QTS 1022 ECRU (LP LAMINATE) | |
| ROOM SUMMARY: | | | |

| | | | | | |
|-----------------|--|---|--|------------|--|
| ROOM | | DESCRIPTION | | CATEGORY | |
| BATH # 2 VANITY | | DOOR STYLE: QT 1022 NONE FINISH: VEGA SPECIES: LP LAMINATE DOOR HARDWARE: DRW HARDWARE: COUNTER TOP: Counter Top by Others | | Category 3 | |

| | | | |
|---------------|-----|---|-------|
| ITEM # | QTY | DESCRIPTION | PRICE |
| CUST-1 | 1 | CONVERT DOUBLE SINK TO SINGLE SINK CABINET | |
| CUST-2 | 1 | HARDWARE: DH00015 | |
| CUST-3 | 2 | 1 SET OF 3 VBD (1 SMALL, 2 BIG DRAWERS) | |
| CUST-4 | 1 | CAT 3 DOOR STYLE & FINISH: QTS 1022 VEGA (LP LAMINATE) | |
| ROOM SUMMARY: | | | |

| | | | | | |
|-----------------|--|---|--|------------|--|
| ROOM | | DESCRIPTION | | CATEGORY | |
| BATH # 3 VANITY | | DOOR STYLE: QT 1022 NONE FINISH: VEGA SPECIES: LP LAMINATE DOOR HARDWARE: DRW HARDWARE: COUNTER TOP: Counter Top by Others | | Category 3 | |

| | | | |
|---------------|-----|---|-------|
| ITEM # | QTY | DESCRIPTION | PRICE |
| CUST-1 | 1 | CONVERT DOUBLE SINK TO SINGLE SINK CABINET | |
| CUST-2 | 1 | HARDWARE: DH00015 | |
| CUST-3 | 2 | 1 SET OF 3 VBD (1 SMALL, 2 BIG DRAWERS) | |
| CUST-4 | 1 | CAT 3 DOOR STYLE & FINISH: QTS 1022 VEGA (LP LAMINATE) | |
| ROOM SUMMARY: | | | |

Initial
VJS

PS
PH



your kitchen. your taste.

Quality Tops & Kitchens Ltd.
80 Sante Drive, Vaughan, ON L4K 3C4
T 416.746.1811 F 905.761.5901
www.QTK.ca info@qtk.ca

PURCHASE AGREEMENT FORM

| | | | | | |
|------------|--|-------------|--|----------------------|--|
| PURCHASER: | | CONTRACTOR: | | 2185715 ONTARIO INC. | |
| ADDRESS: | | SITE: | | WEST RIVER PH2 | |
| EMAIL: | | MODEL TYPE: | | 60-03 | |
| PHONE #: | | LOT #: | | 7 WRV2 | |
| PHONE #: | | DATE: | | Mar 31, 2025 Q14604 | |

| | | | | | |
|-----------------|--|---|--|------------|--|
| ROOM | | DESCRIPTION | | CATEGORY | |
| BATH # 4 VANITY | | DOOR STYLE: QT 1022 NONE FINISH: TUNDRA SPECIES: LP LAMINATE DOOR HARDWARE: DRW HARDWARE: COUNTER TOP: Counter Top by Others | | Category 1 | |

| | | | |
|---------------|-----|--|-------|
| ITEM # | QTY | DESCRIPTION | PRICE |
| CUST-1 | 1 | ADD TOP DRAWER TO EXISTING SINK BASE CABINET | |
| CUST-2 | 1 | HARDWARE: DH00015 | |
| ROOM SUMMARY: | | | |

| | | | | | |
|-----------------|--|---|--|------------|--|
| ROOM | | DESCRIPTION | | CATEGORY | |
| BATH # 5 VANITY | | DOOR STYLE: QT 1022 NONE FINISH: OTTER GREY SPECIES: LP LAMINATE DOOR HARDWARE: DRW HARDWARE: COUNTER TOP: Counter Top by Others | | Category 2 | |

| | | | |
|---------------|-----|---|-------|
| ITEM # | QTY | DESCRIPTION | PRICE |
| BCAB-P | 1 | BASE CABINETS AS PER DRAWINGS PROVIDED - (OPTION PAID FOR BY BUILDER) | |
| CUST-2 | 1 | HARDWARE: DH00015 | |
| ROOM SUMMARY: | | | |

| | | | | | |
|--------------|--|---|--|------------|--|
| ROOM | | DESCRIPTION | | CATEGORY | |
| IN LAW SUITE | | DOOR STYLE: QT 1022 NONE FINISH: TUNDRA SPECIES: LP LAMINATE DOOR HARDWARE: DRW HARDWARE: COUNTER TOP: Counter Top by Others | | Category 1 | |

| | | | |
|---------------|-----|---|-------|
| ITEM # | QTY | DESCRIPTION | PRICE |
| BCAB-P | 1 | BASE CABINETS AS PER DRAWINGS PROVIDED - (OPTION PAID FOR BY BUILDER) | |
| CUST-2 | 1 | HARDWARE: DH00015 | |
| ROOM SUMMARY: | | | |

| | | | | | |
|--------------------|--|--|--|------------|--|
| ROOM | | DESCRIPTION | | CATEGORY | |
| POWDER ROOM VANITY | | DOOR STYLE: QT 1022 NONE FINISH: FASHIONISTA SPECIES: LP LAMINATE DOOR HARDWARE: DRW HARDWARE: COUNTER TOP: Counter Top by Others | | Category 3 | |

| | | | |
|--------|-----|---|-------|
| ITEM # | QTY | DESCRIPTION | PRICE |
| CUST-1 | 1 | 2 DRAWERS (8" & 15") FLOATING VANITY w/ 3/4" MATCHING FRAME. HEIGHT OF THE SINK CABINET TO BE ADJUSTED TO ACCOMODATE VESSEL SINK. | |
| CUST-2 | 1 | HARDWARE: 84083.EDGRUS19.KNUS19 | |

Initial

VJS

DS

PH



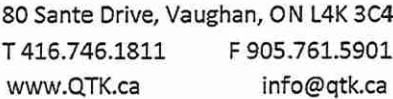
Quality Tops & Kitchens Ltd.
80 Sante Drive, Vaughan, ON L4K 3C4
T 416.746.1811 F 905.761.5901
www.QTK.ca info@qtk.ca

PURCHASE AGREEMENT FORM

| | | | | | |
|------------|--|-------------|--|----------------------|--|
| PURCHASER: | | CONTRACTOR: | | 2185715 ONTARIO INC. | |
| ADDRESS: | | SITE: | | WEST RIVER PH2 | |
| EMAIL: | | MODEL TYPE: | | 60-03 | |
| PHONE #: | | LOT #: | | 7 WRV2 | |
| PHONE #: | | DATE: | | Mar 31, 2025 Q14604 | |

| ITEM # | QTY | DESCRIPTION | PRICE |
|---------------|-----------------------------|---|------------|
| CUST-3 | 1 | CAT 3 DOOR STYLE & FINISH: QTS 1022 FASHIONISTA (LP LAMINATE) | |
| ROOM SUMMARY: | | | |
| ROOM | DESCRIPTION | | CATEGORY |
| LAUNDRY ROOM | DOOR STYLE: | QT 1022 NONE | Category 1 |
| | FINISH: | WILLOW GREY | |
| | SPECIES: | LP LAMINATE | |
| | DOOR HARDWARE: | | |
| | DRW HARDWARE: | | |
| COUNTER TOP: | Laminate Top by QTK D354-60 | | |
| ITEM # | QTY | DESCRIPTION | PRICE |
| CAB-P | 1 | BASE & UPPER CABINETS AS PER DRAWINGS PROVIDED - (OPTION PAID FOR BY BUILDER) | |
| CUST-2 | 1 | HARDWARE: DH00015 | |
| ROOM SUMMARY: | | | |

| | | | | | |
|--|--|----------------------------------|--|--------------|--|
| EXPECTED DELIVERY DATE | | TBD | | SUB-TOTAL: | |
| Customers please note all garbage bins, spice baskets, magic corner baskets and other accessories will only be delivered AFTER you move in the house. Please call us to request delivery of these items after you move in. Thank you. ALL CHANGES FINAL UPON SIGNING PLEASE READ ALL THE TERMS AND CONDITIONS ON THE ACCOMPANYING QTK TERMS & CONDITIONS DOCUMENT. BY SIGNING BELOW YOU AGREE TO RECEIVE THE ITEMS LISTED HEREIN AND PAY (ACCORDING TO QTK'S PAYMENT POLICY), AND HAVE READ AND UNDERSTOOD THE TERMS & CONDITIONS AS OUTLINED IN THE QTK TERMS & CONDITIONS DOCUMENT. | | | | TOTAL: | |
| | | | | HST | |
| | | | | GRAND TOTAL: | |
| | | | | | |
| DEPOSIT 1 DATE: | | | | DEPOSIT 1: | |
| DEPOSIT 2 DATE: | | | | DEPOSIT 2: | |
| BALANCE TO BE PAID IN FULL BY DUE DATE: CUSTOMER INITIAL(S): | | | | | |
| CUSTOMER SIGNATURE: | | DATE: Apr-01-2025 11:36 AM PDT | | | |
| CUSTOMER SIGNATURE: | | DATE: Mar-31-2025 4:17 PM EDT | | | |

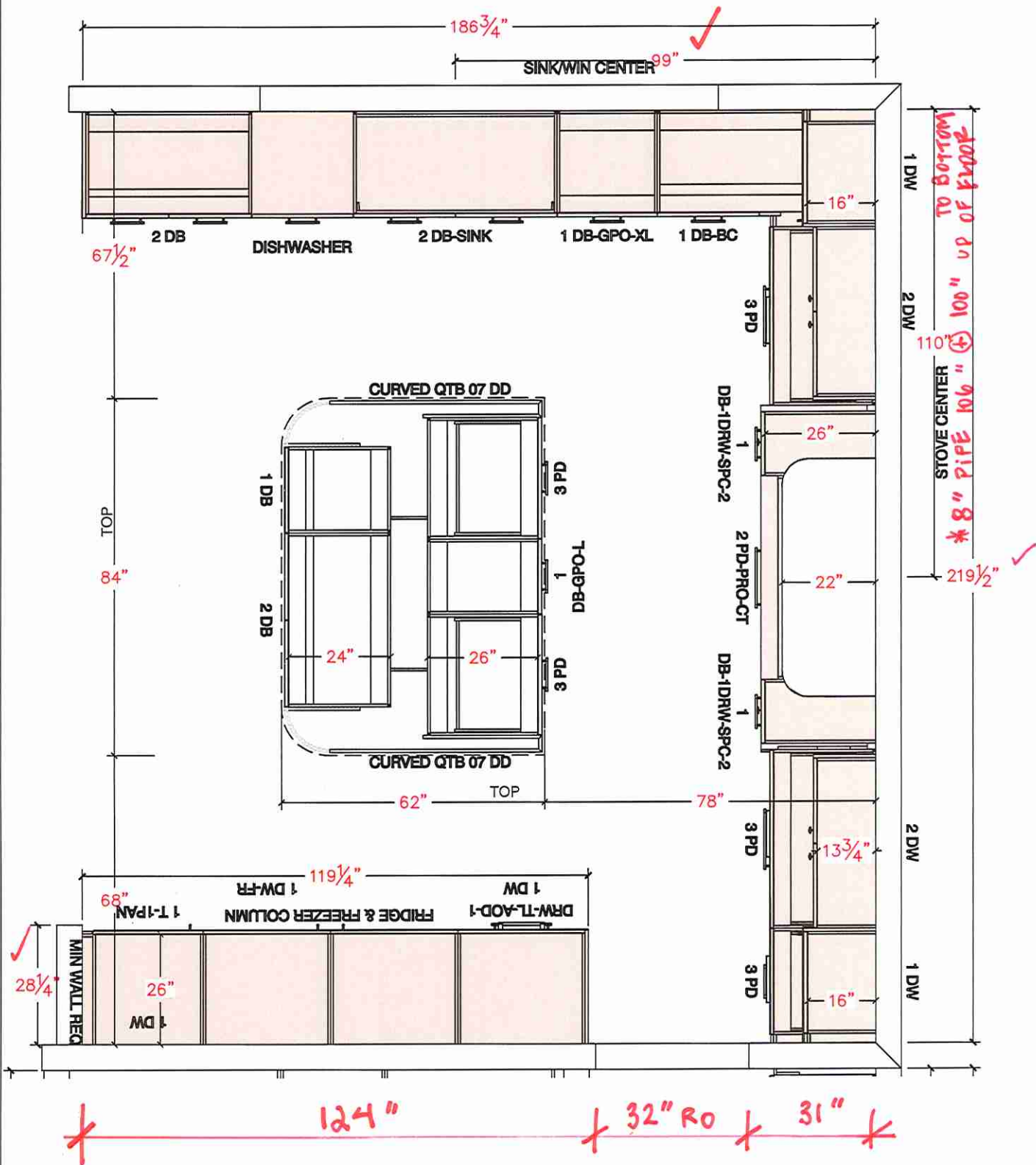






| | | | |
|---------------------------------------|--------------------------|-----------------|---------------------|
| CLIENT: ROYAL PINE HOMES | JOB NAME: 7 WRV2 (60-03) | ROOM: KITCHEN | DRAWN BY: NS |
| SITE: WEST RIVER VALLEY PH2 SOURTH | DOOR STYLE: __ | DOOR HANDLE: __ | SCALE: 3/8" = 1'-0" |
| PHONE: __ | FINISH: __ | DRW HANDLE: __ | DATE: APR 04 2025 |
| EMAIL: __ | SPECIES: __ | TOP: __ | PAGE: |

COMMENTS:

Customer Agrees and Accepts the following conditions: 1. The Drawing is a representation only and the installed cabinetry may vary slightly in product size, measurements, handle appearance and location and other details. Although Quality Tops & Kitchens Ltd. (QTK) does it's best to manufacture exactly what is shown here outside factors may prevent that and some variance is to be expected and accepted by the customer. 2. These drawings represent the intellectual property of QTK and as such the customer understands and accepts that all deposits given by the customer to QTK are non-refundable after QTK has supplied drawings (either physically or electronically) to the customer. If the customer decides to cancel the order after QTK has submitted drawings to the customer, the deposit will then be considered a design fee and no money will be returned to the customer.

KITCHEN PLAN



DOOR STYLE & FINISH:
TALL, BASE, UPPERS & FLOATING SHELVES: QTM 1800 SHEER BEAUTY 
ISL: QTH 8008 BAJA DUNES 
ISL REAR CAB & CANOPY: QTB 07 BAJA DUNES 
SERVERY: QTS 1022 BLACK TX (LP LAMINATE) 



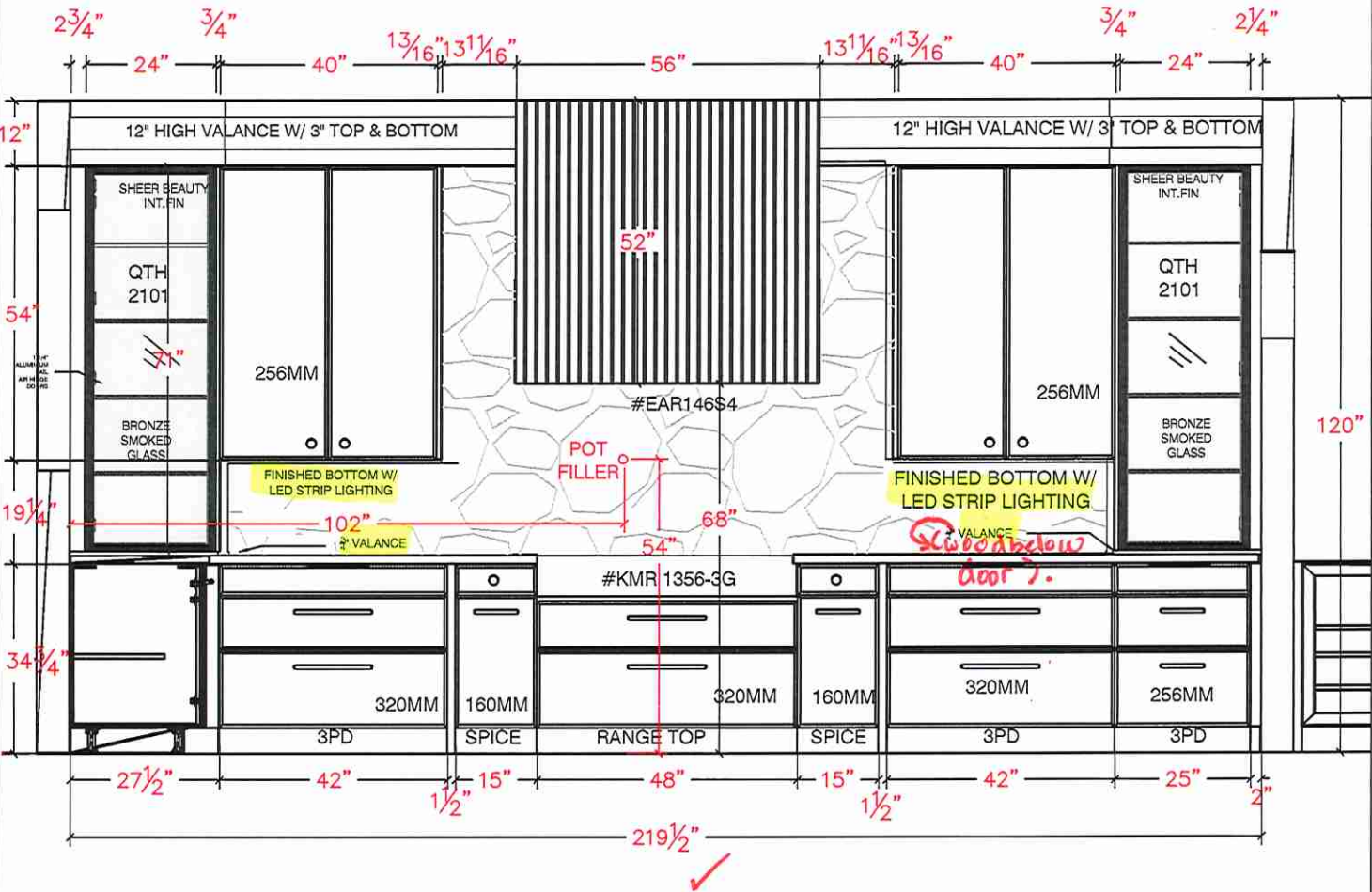
80 Sante Drive, Vaughan, ON L4K 3C4
T 416.746.1811 F 905.761.5901
www.QTK.ca info@qtk.ca

| | | | |
|------------------------------------|--------------------------|----------------|---------------------|
| CLIENT: ROYAL PINE HOMES | JOB NAME: 7 WRV2 (60-03) | ROOM: KITCHEN | DRAWN BY: NS |
| SITE: WEST RIVER VALLEY PH2 SOUTHW | DOOR STYLE: — | DOOR HANDLE: — | SCALE: 3/8" = 1'-0" |
| PHONE: — | FINISH: — | DRW HANDLE: — | DATE: APR 04 2025 |
| EMAIL: — | SPECIES: — | TOP: — | PAGE: |

COMMENTS:

Customer Agrees and Accepts the following conditions: 1. The Drawing is a representation only and the installed cabinetry may vary slightly in product size, measurements, handle appearance and location and other details. Although Quality Tops & Kitchens Ltd. (QTK) does it's best to manufacture exactly what is shown here outside factors may prevent that and some variance is to be expected and accepted by the customer. 2. These drawings represent the intellectual property of QTK and as such the customer understands and accepts that all deposits given by the customer to QTK are non-refundable after QTK has supplied drawings (either physically or electronically) to the customer. If the customer decides to cancel the order after QTK has submitted drawings to the customer, the deposit will then be considered a design fee and no money will be returned to the customer.

STOVE WALL ELEVATION



- HOMEDOWNER / FONZIE
- plugs under cabinets?
 - sink wall backsplash / window wall
 - USB location

(no lights inside glass cabinets)



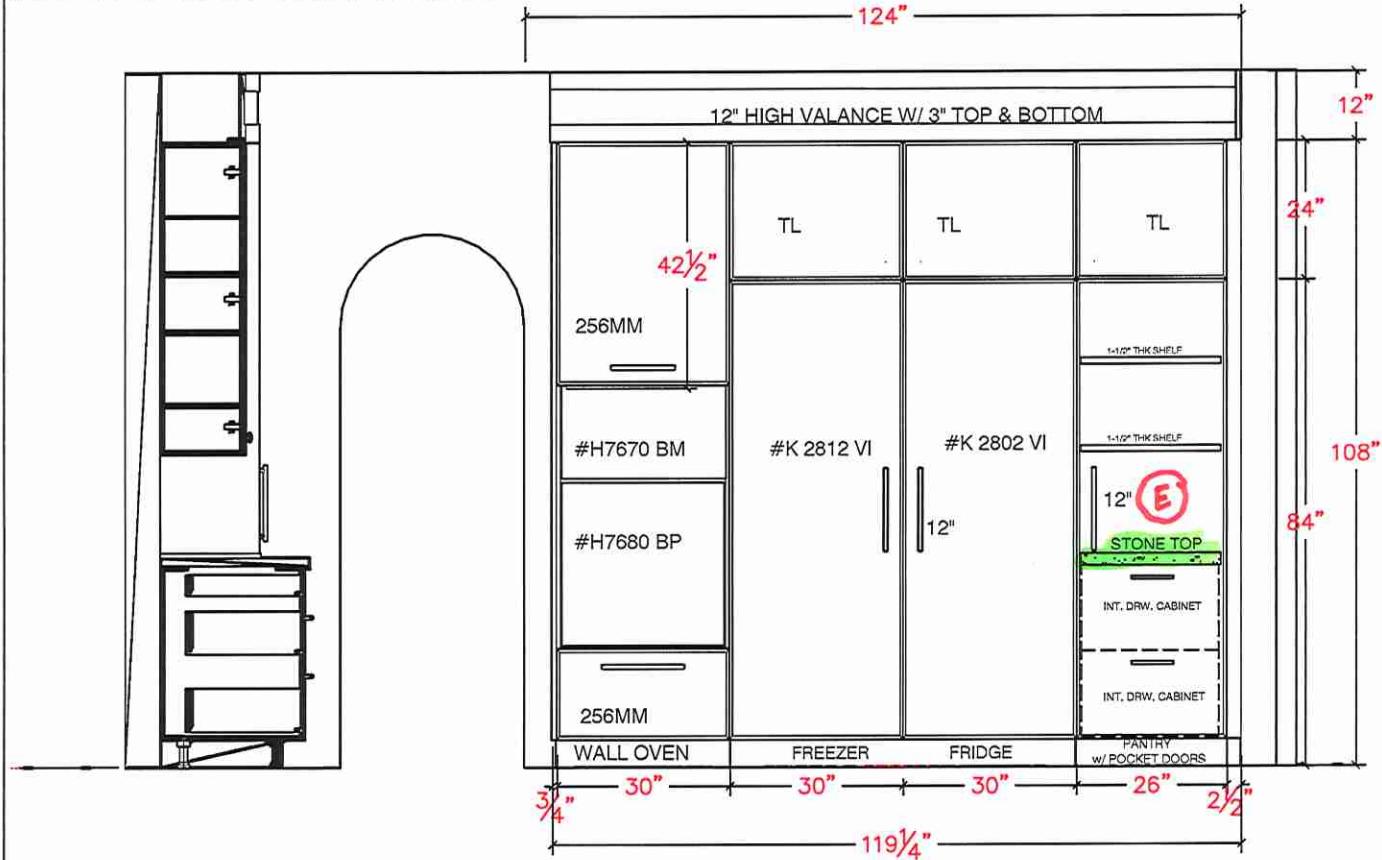
80 Sante Drive, Vaughan, ON L4K 3C4
T 416.746.1811 F 905.761.5901
www.QTK.ca info@qtk.ca

| | | | |
|--------------------------------------|--------------------------|-----------------|---------------------|
| CLIENT: ROYAL PINE HOMES | JOB NAME: 7 WRV2 (60-03) | ROOM: KITCHEN | DRAWN BY: NS |
| SITE: WEST RIVER VALLEY PH2 SOUTH | DOOR STYLE: __ | DOOR HANDLE: __ | SCALE: 3/8" = 1'-0" |
| PHONE: __ | FINISH: __ | DRW HANDLE: __ | DATE: APR 04 2025 |
| EMAIL: __ | SPECIES: __ | TOP: __ | PAGE: |

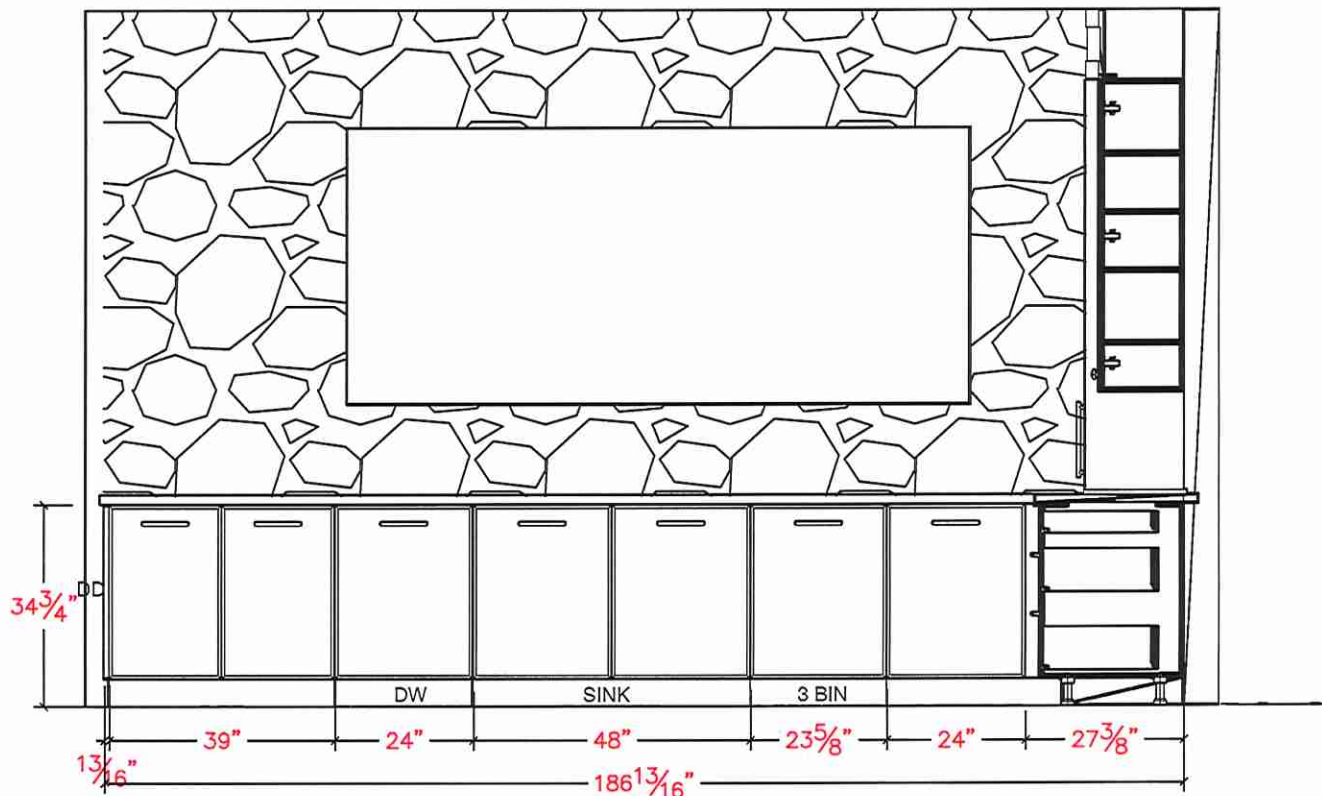
COMMENTS:

Customer Agrees and Accepts the following conditions: 1. The Drawing is a representation only and the installed cabinetry may vary slightly in product size, measurements, handle appearance and location and other details. Although Quality Tops & Kitchens Ltd. (QTK) does it's best to manufacture exactly what is shown here outside factors may prevent that and some variance is to be expected and accepted by the customer. 2. These drawings represent the intellectual property of QTK and as such the customer understands and accepts that all deposits given by the customer to QTK are non-refundable after QTK has supplied drawings (either physically or electronically) to the customer. If the customer decides to cancel the order after QTK has submitted drawings to the customer, the deposit will then be considered a design fee and no money will be returned to the customer.

FRIDGE WALL ELEVATION



SINK WALL ELEVATION





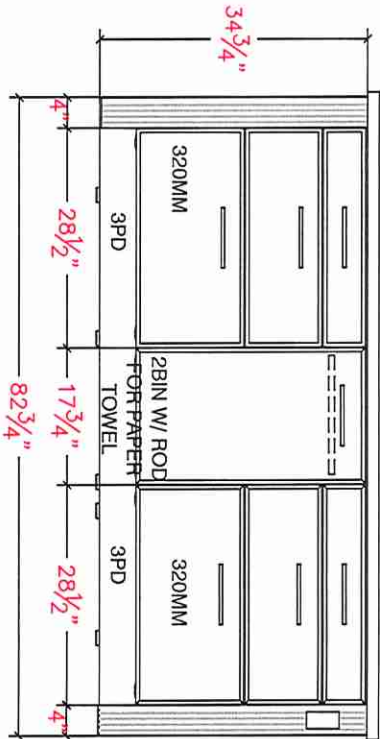
80 Sante Drive, Vaughan, ON L4K 3C4
T 416.746.1811 F 905.761.5901
www.QTK.ca info@qtk.ca

| | | | |
|---------------------------------------|--------------------------|-----------------|---------------------|
| CLIENT: ROYAL PINE HOMES | JOB NAME: 7 WRV2 (60-03) | ROOM: KITCHEN | DRAWN BY: NS |
| SITE: WEST RIVER VALLEY PH2 SOURTH | DOOR STYLE: __ | DOOR HANDLE: __ | SCALE: 1/2" = 1'-0" |
| PHONE: __ | FINISH: __ | DRW HANDLE: __ | DATE: APR 04 2025 |
| EMAIL: __ | SPECIES: __ | TOP: __ | PAGE: |

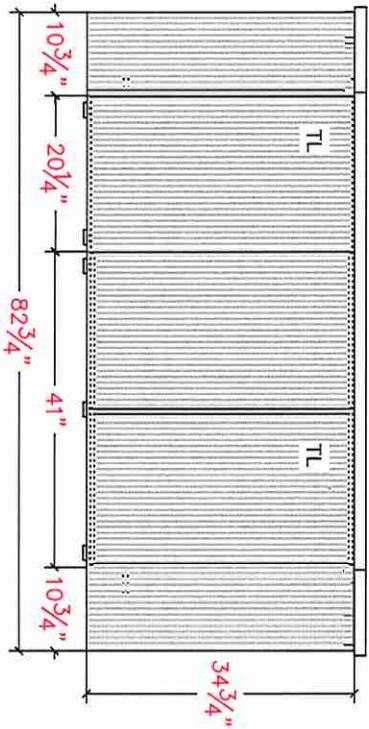
COMMENTS:

Customer Agrees and Accepts the following conditions: 1. The Drawing is a representation only and the installed cabinetry may vary slightly in product size, measurements, handle appearance and location and other details. Although Quality Tops & Kitchens Ltd. (QTK) does it's best to manufacture exactly what is shown here outside factors may prevent that and some variance is to be expected and accepted by the customer. 2. These drawings represent the intellectual property of QTK and as such the customer understands and accepts that all deposits given by the customer to QTK are non-refundable after QTK has supplied drawings (either physically or electronically) to the customer. If the customer decides to cancel the order after QTK has submitted drawings to the customer, the deposit will then be considered a design fee and no money will be returned to the customer.


ISLAND FRONT ELEVATION



ISLAND REAR ELEVATION



ISLAND SIDE ELEVATION





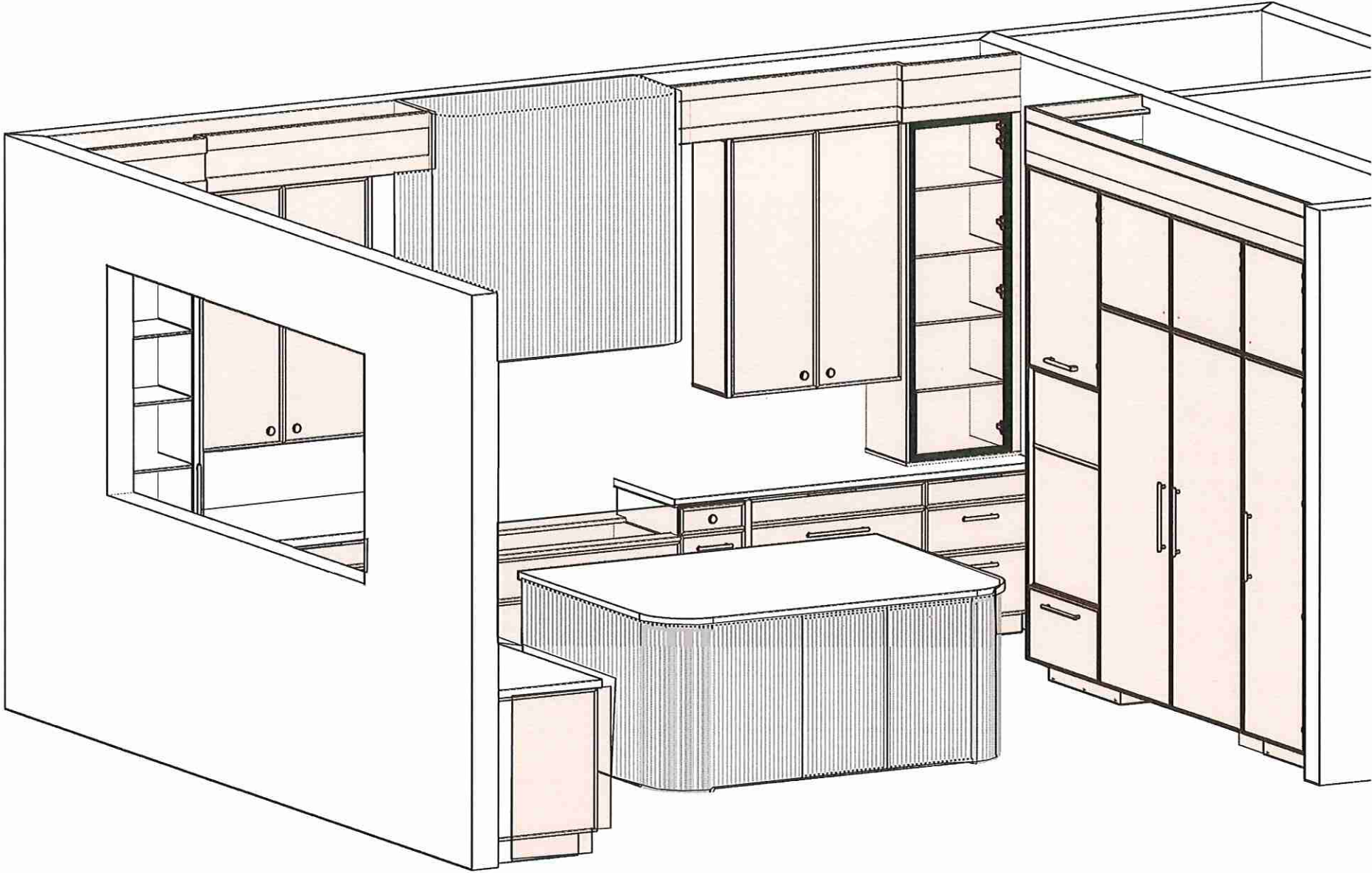
80 Sante Drive, Vaughan, ON L4K 3C4
T 416.746.1811 F 905.761.5901
www.QTK.ca info@qtk.ca

| | | | |
|------------------------------------|--------------------------|----------------|---------------------|
| CLIENT: ROYAL PINE HOMES | JOB NAME: 7 WRV2 (60-03) | ROOM: KITCHEN | DRAWN BY: NS |
| SITE: WEST RIVER VALLEY PH2 SOUTHW | DOOR STYLE: — | DOOR HANDLE: — | SCALE: 1/2" = 1'-0" |
| PHONE: — | FINISH: — | DRW HANDLE: — | DATE: APR 04 2025 |
| EMAIL: — | SPECIES: — | TOP: — | PAGE: |

COMMENTS:

Customer Agrees and Accepts the following conditions: 1. The Drawing is a representation only and the installed cabinetry may vary slightly in product size, measurements, handle appearance and location and other details. Although Quality Tops & Kitchens Ltd. (QTK) does it's best to manufacture exactly what is shown here outside factors may prevent that and some variance is to be expected and accepted by the customer. 2. These drawings represent the intellectual property of QTK and as such the customer understands and accepts that all deposits given by the customer to QTK are non-refundable after QTK has supplied drawings (either physically or electronically) to the customer. If the customer decides to cancel the order after QTK has submitted drawings to the customer, the deposit will then be considered a design fee and no money will be returned to the customer.

KITCHEN 3D





your kitchen, your taste.

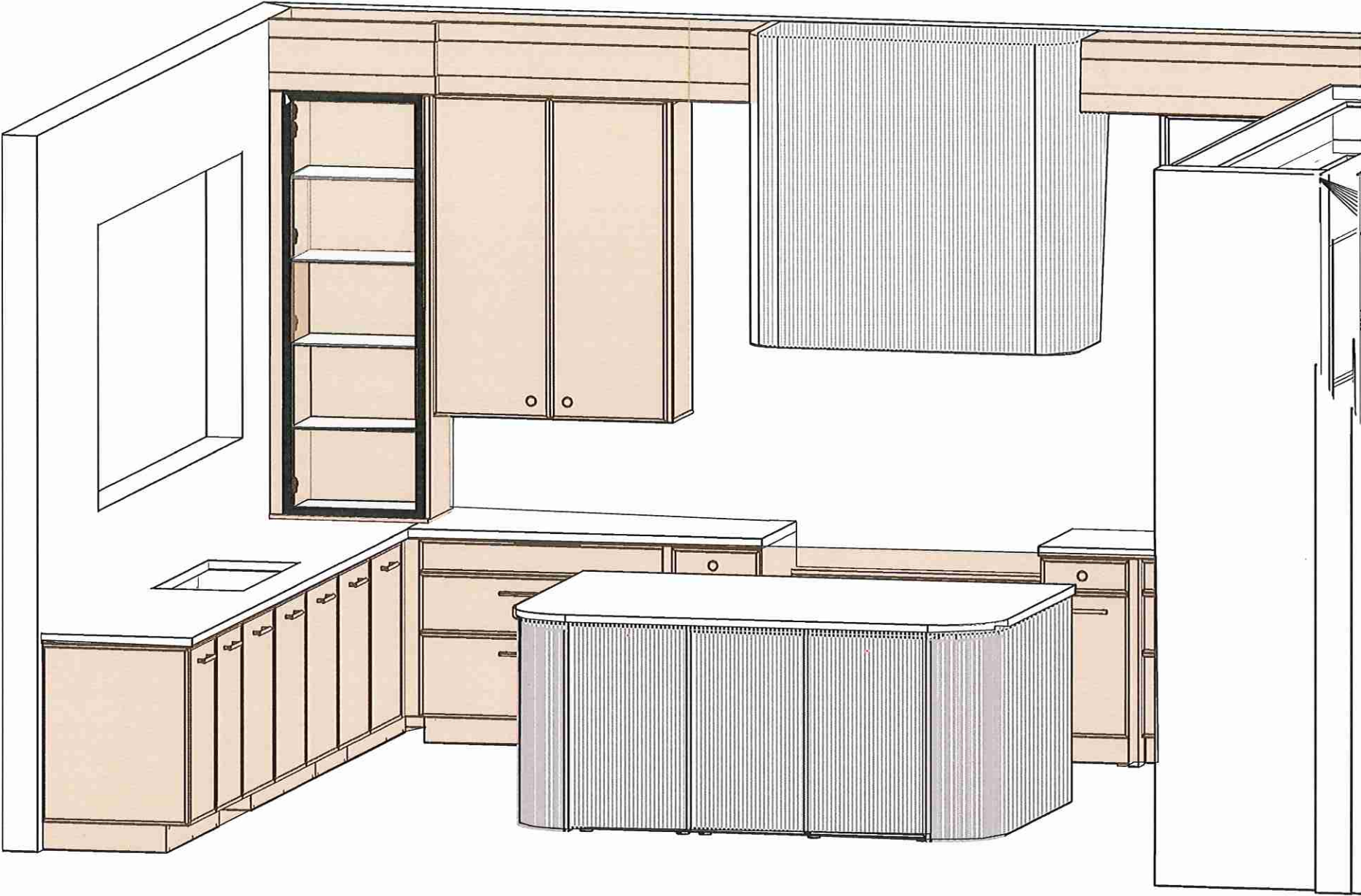
80 Sante Drive, Vaughan, ON L4K 3C4
T 416.746.1811 F 905.761.5901
www.QTK.ca info@qtk.ca

| | | | |
|---------------------------------------|--------------------------|----------------|---------------------|
| CLIENT: ROYAL PINE HOMES | JOB NAME: 7 WRV2 (60-03) | ROOM: KITCHEN | DRAWN BY: NS |
| SITE: WEST RIVER VALLEY PH2 SOUTHW | DOOR STYLE: — | DOOR HANDLE: — | SCALE: 1/2" = 1'-0" |
| PHONE: — | FINISH: — | DRW HANDLE: — | DATE: APR 04 2025 |
| EMAIL: — | SPECIES: — | TOP: — | PAGE: |

COMMENTS:

Customer Agrees and Accepts the following conditions: 1. The Drawing is a representation only and the installed cabinetry may vary slightly in product size, measurements, handle appearance and location and other details. Although Quality Tops & Kitchens Ltd. (QTK) does it's best to manufacture exactly what is shown here outside factors may prevent that and some variance is to be expected and accepted by the customer. 2. These drawings represent the intellectual property of QTK and as such the customer understands and accepts that all deposits given by the customer to QTK are non-refundable after QTK has supplied drawings (either physically or electronically) to the customer. If the customer decides to cancel the order after QTK has submitted drawings to the customer, the deposit will then be considered a design fee and no money will be returned to the customer.

KITCHEN 3D





80 Sante Drive, Vaughan, ON L4K 3C4
T 416.746.1811 F 905.761.5901
www.QTK.ca info@qtk.ca

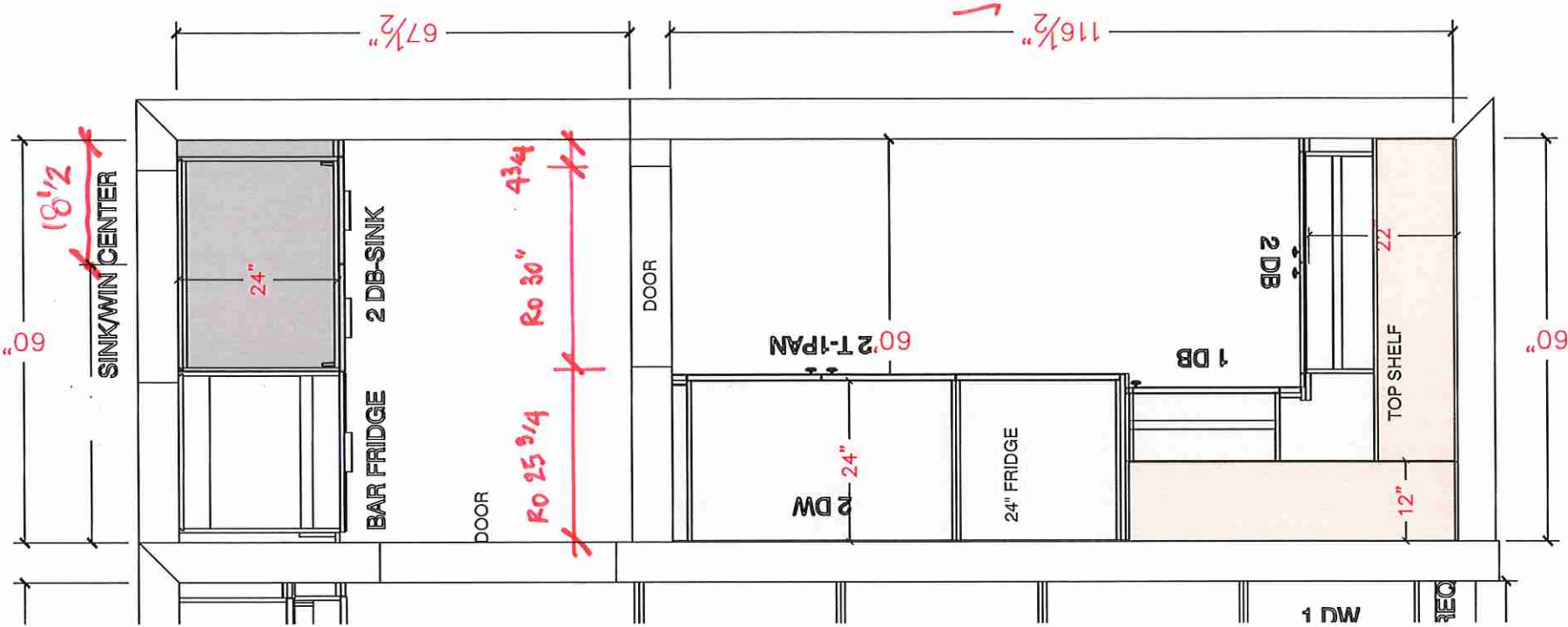
your kitchen. your taste.

| | | | |
|---------------------------------------|--------------------------|----------------|---------------------|
| CLIENT: ROYAL PINE HOMES | JOB NAME: 7 WRV2 (60-03) | ROOM: KITCHEN | DRAWN BY: NS |
| SITE: WEST RIVER VALLEY PH2 SOUTHR | DOOR STYLE: — | DOOR HANDLE: — | SCALE: 3/8" = 1'-0" |
| PHONE: — | FINISH: — | DRW HANDLE: — | DATE: APR 04 2025 |
| EMAIL: — | SPECIES: — | TOP: — | PAGE: |

COMMENTS:

Customer Agrees and Accepts the following conditions: 1. The Drawing is a representation only and the installed cabinetry may vary slightly in product size, measurements, handle appearance and location and other details. Although Quality Tops & Kitchens Ltd. (QTK) does it's best to manufacture exactly what is shown here outside factors may prevent that and some variance is to be expected and accepted by the customer. 2. These drawings represent the intellectual property of QTK and as such the customer understands and accepts that all deposits given by the customer to QTK are non-refundable after QTK has supplied drawings (either physically or electronically) to the customer. If the customer decides to cancel the order after QTK has submitted drawings to the customer, the deposit will then be considered a design fee and no money will be returned to the customer.

KITCHEN PLAN



DOOR STYLE & FINISH: ☐ SHEER BEAUTY ☐ 1022 WILLOW GREY (LP LAMINATE) ☐
FLOATING SHELVES: ☐ QTS 1022 WILLOW GREY (LP LAMINATE) ☐
CABINETS: QTS 1022 WILLOW GREY (LP LAMINATE) ☐
SERVERY: QTS 1022 BLACK TX (LP LAMINATE) ☐

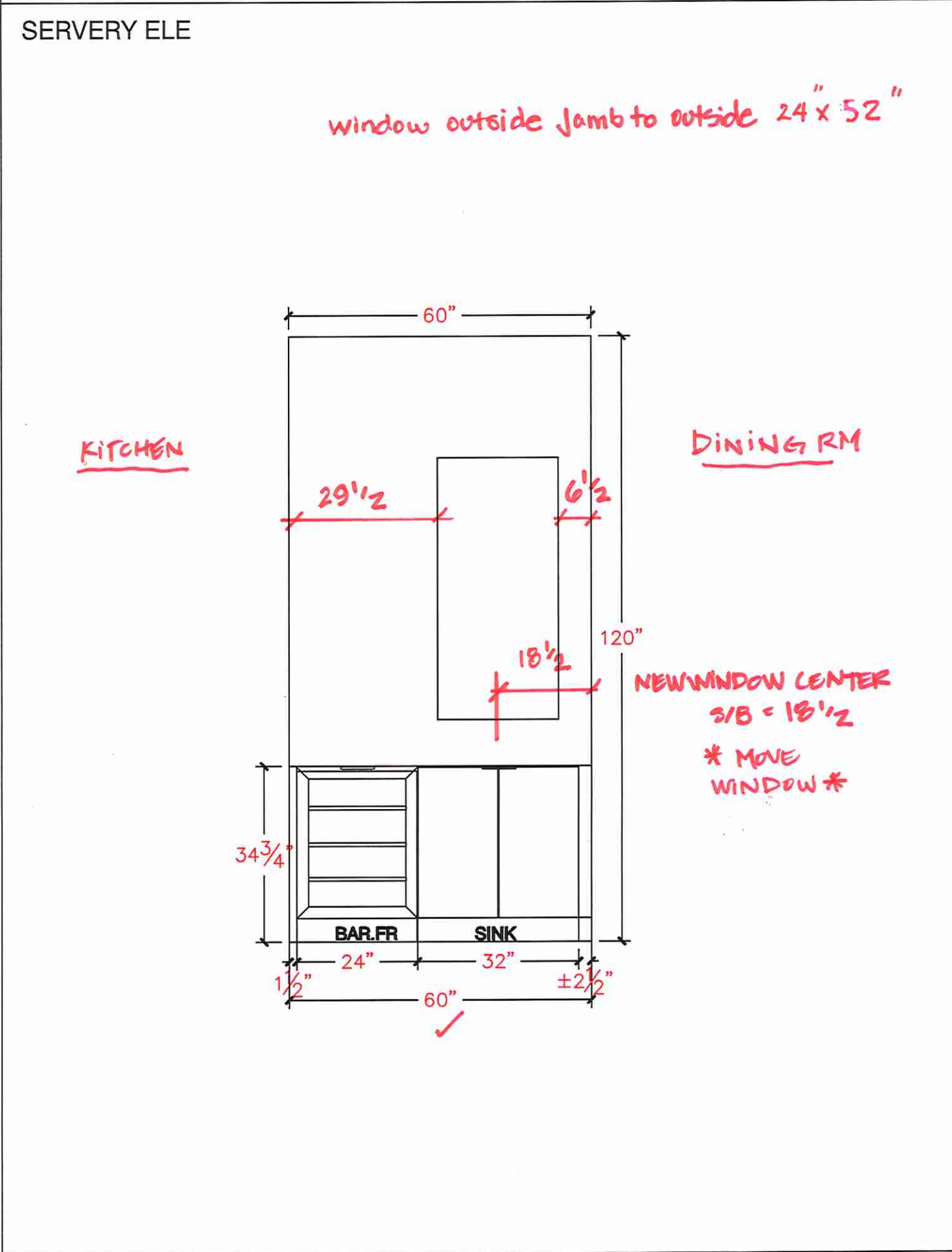


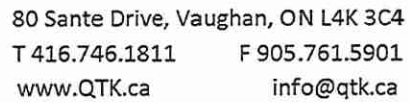
80 Sante Drive, Vaughan, ON L4K 3C4
T 416.746.1811 F 905.761.5901
www.QTK.ca info@qtk.ca

| | | | |
|---------------------------------------|--------------------------|----------------|---------------------|
| CLIENT: ROYAL PINE HOMES | JOB NAME: 7 WRV2 (60-03) | ROOM: KITCHEN | DRAWN BY: NS |
| SITE: WEST RIVER VALLEY PH2 SOUTHW | DOOR STYLE: _ | DOOR HANDLE: _ | SCALE: 1/2" = 1'-0" |
| PHONE: _ | FINISH: _ | DRW HANDLE: _ | DATE: APR 04 2025 |
| EMAIL: _ | SPECIES: _ | TOP: _ | PAGE: |

COMMENTS:

Customer Agrees and Accepts the following conditions: 1. The Drawing is a representation only and the installed cabinetry may vary slightly in product size, measurements, handle appearance and location and other details. Although Quality Tops & Kitchens Ltd. (QTK) does it's best to manufacture exactly what is shown here outside factors may prevent that and some variance is to be expected and accepted by the customer. 2. These drawings represent the intellectual property of QTK and as such the customer understands and accepts that all deposits given by the customer to QTK are non-refundable after QTK has supplied drawings (either physically or electronically) to the customer. If the customer decides to cancel the order after QTK has submitted drawings to the customer, the deposit will then be considered a design fee and no money will be returned to the customer.





| | | | |
|---------------------------------------|--------------------------|----------------|---------------------|
| CLIENT: ROYAL PINE HOMES | JOB NAME: 7 WRV2 (60-03) | ROOM: KITCHEN | DRAWN BY: NS |
| SITE: WEST RIVER VALLEY PH2 SOUTHW | DOOR STYLE: — | DOOR HANDLE: — | SCALE: 3/8" = 1'-0" |
| PHONE: — | FINISH: — | DRW HANDLE: — | DATE: APR 04 2025 |
| EMAIL: — | SPECIES: — | TOP: — | PAGE: |

Customer Agrees and Accepts the following conditions: 1. The Drawing is a representation only and the installed cabinetry may vary slightly in product size, measurements, handle appearance and location and other details. Although Quality Tops & Kitchens Ltd. (QTK) does it's best to manufacture exactly what is shown here outside factors may prevent that and some variance is to be expected and accepted by the customer. 2. These drawings represent the intellectual property of QTK and as such the customer understands and accepts that all deposits given by the customer to QTK are non-refundable after QTK has supplied drawings (either physically or electronically) to the customer. If the customer decides to cancel the order after QTK has submitted drawings to the customer, the deposit will then be considered a design fee and no money will be returned to the customer.

13"

17"

49"

17"

19 1/4"

34 3/4"

26"

23"

3 1/4"

24 1/2"

40"

2 1/4"

116 1/2"

2" HIGH VALANCE

42"

66" TBD

4" HIGH INT. DRW

8" HIGH INT. DRW

TL

TL

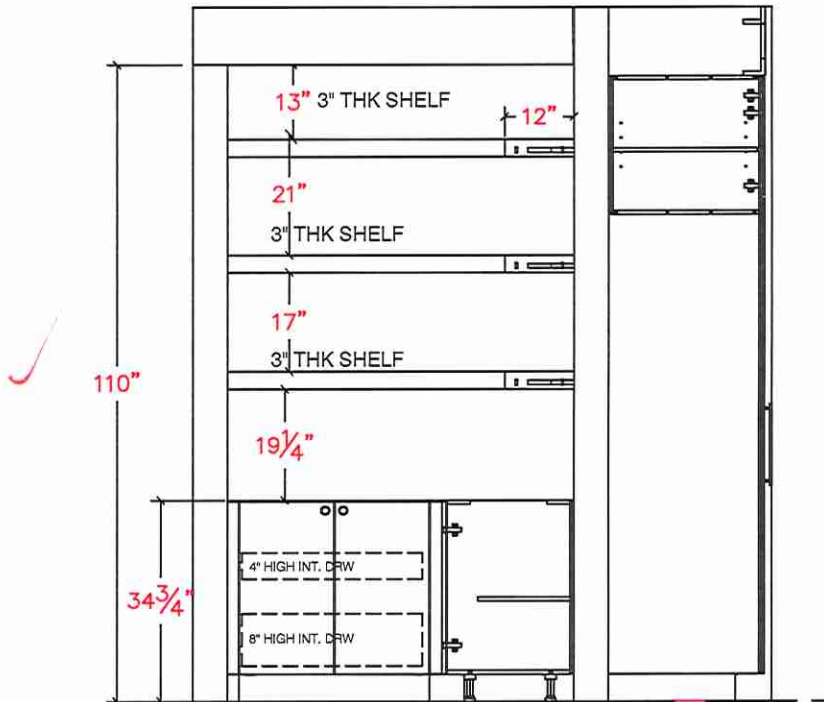
FRIDGE

PANTRY

24"

84"

34 3/4"





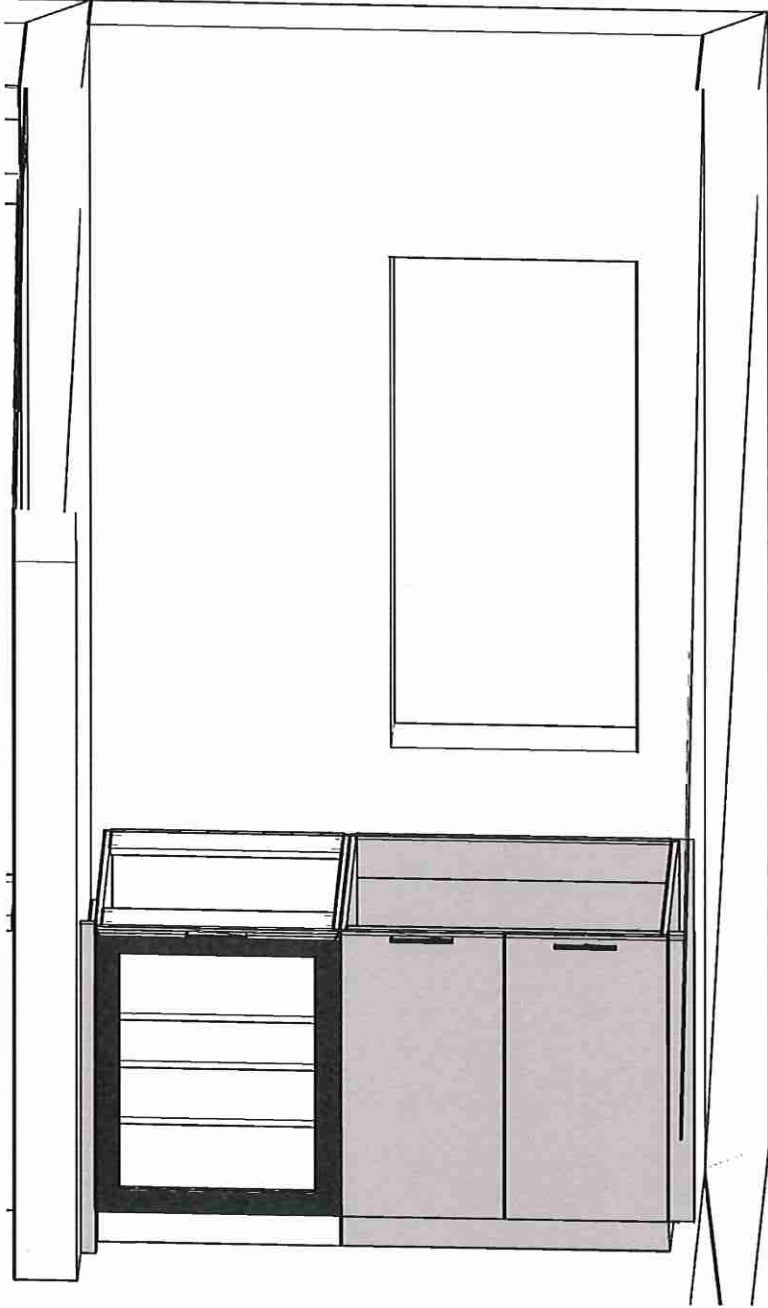
80 Sante Drive, Vaughan, ON L4K 3C4
T 416.746.1811 F 905.761.5901
www.QTK.ca info@qtk.ca

| | | | |
|---------------------------------------|--------------------------|----------------|---------------------|
| CLIENT: ROYAL PINE HOMES | JOB NAME: 7 WRV2 (60-03) | ROOM: KITCHEN | DRAWN BY: NS |
| SITE: WEST RIVER VALLEY PH2 SOUTHW | DOOR STYLE: — | DOOR HANDLE: — | SCALE: 1/2" = 1'-0" |
| PHONE: — | FINISH: — | DRW HANDLE: — | DATE: APR 04 2025 |
| EMAIL: — | SPECIES: — | TOP: — | PAGE: |

COMMENTS:

Customer Agrees and Accepts the following conditions: 1. The Drawing is a representation only and the installed cabinetry may vary slightly in product size, measurements, handle appearance and location and other details. Although Quality Tops & Kitchens Ltd. (QTK) does it's best to manufacture exactly what is shown here outside factors may prevent that and some variance is to be expected and accepted by the customer. 2. These drawings represent the intellectual property of QTK and as such the customer understands and accepts that all deposits given by the customer to QTK are non-refundable after QTK has supplied drawings (either physically or electronically) to the customer. If the customer decides to cancel the order after QTK has submitted drawings to the customer, the deposit will then be considered a design fee and no money will be returned to the customer.

KITCHEN 3D





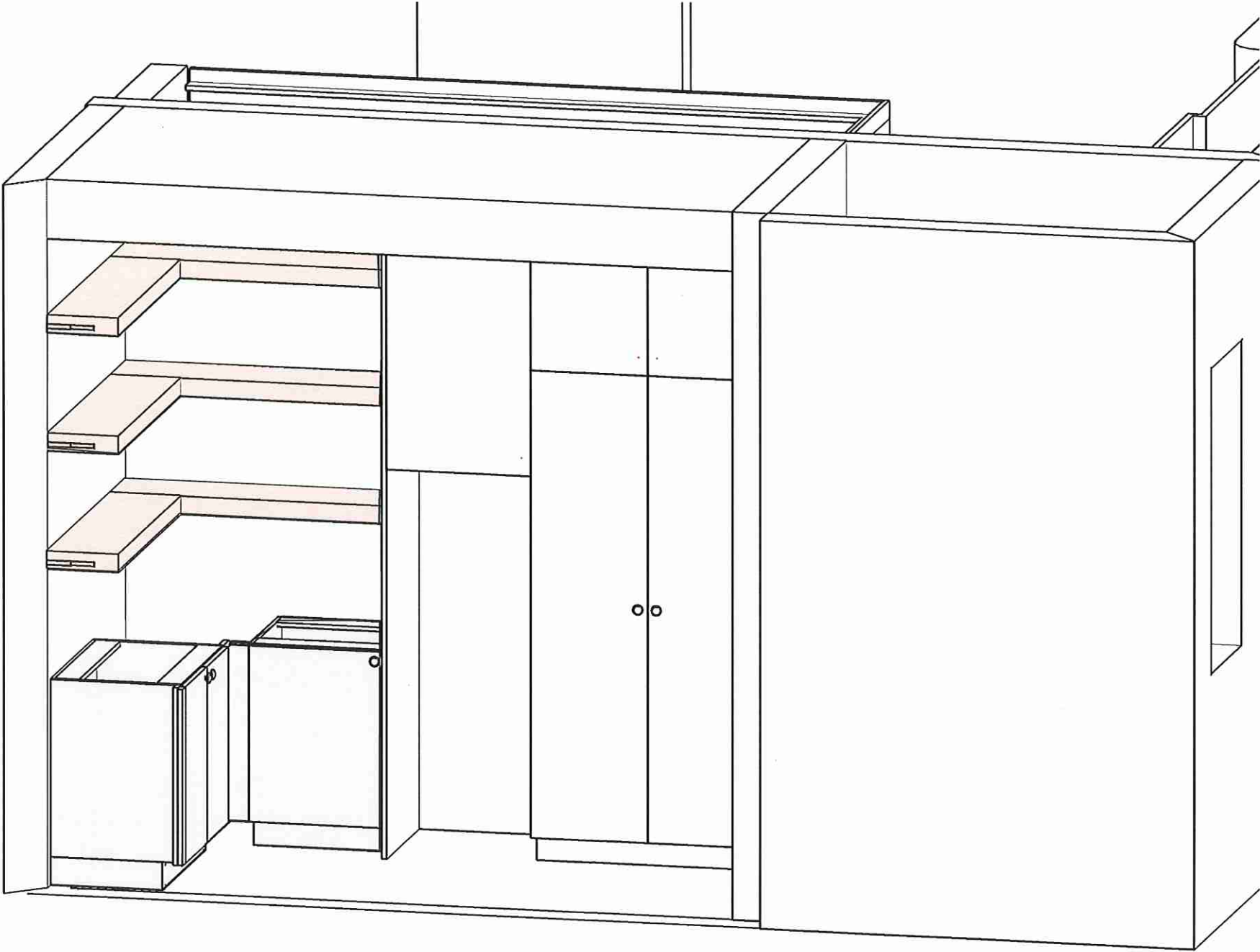
80 Sante Drive, Vaughan, ON L4K 3C4
T 416.746.1811 F 905.761.5901
www.QTK.ca info@qtk.ca

| | | | |
|---------------------------------------|--------------------------|----------------|---------------------|
| CLIENT: ROYAL PINE HOMES | JOB NAME: 7 WRV2 (60-03) | ROOM: KITCHEN | DRAWN BY: NS |
| SITE: WEST RIVER VALLEY PH2 SOURTH | DOOR STYLE: — | DOOR HANDLE: — | SCALE: 1/2" = 1'-0" |
| PHONE: — | FINISH: — | DRW HANDLE: — | DATE: APR 04 2025 |
| EMAIL: — | SPECIES: — | TOP: — | PAGE: |

COMMENTS:

Customer Agrees and Accepts the following conditions: 1. The Drawing is a representation only and the installed cabinetry may vary slightly in product size, measurements, handle appearance and location and other details. Although Quality Tops & Kitchens Ltd. (QTK) does it's best to manufacture exactly what is shown here outside factors may prevent that and some variance is to be expected and accepted by the customer. 2. These drawings represent the intellectual property of QTK and as such the customer understands and accepts that all deposits given by the customer to QTK are non-refundable after QTK has supplied drawings (either physically or electronically) to the customer. If the customer decides to cancel the order after QTK has submitted drawings to the customer, the deposit will then be considered a design fee and no money will be returned to the customer.

WALK IN PANTRY 3D



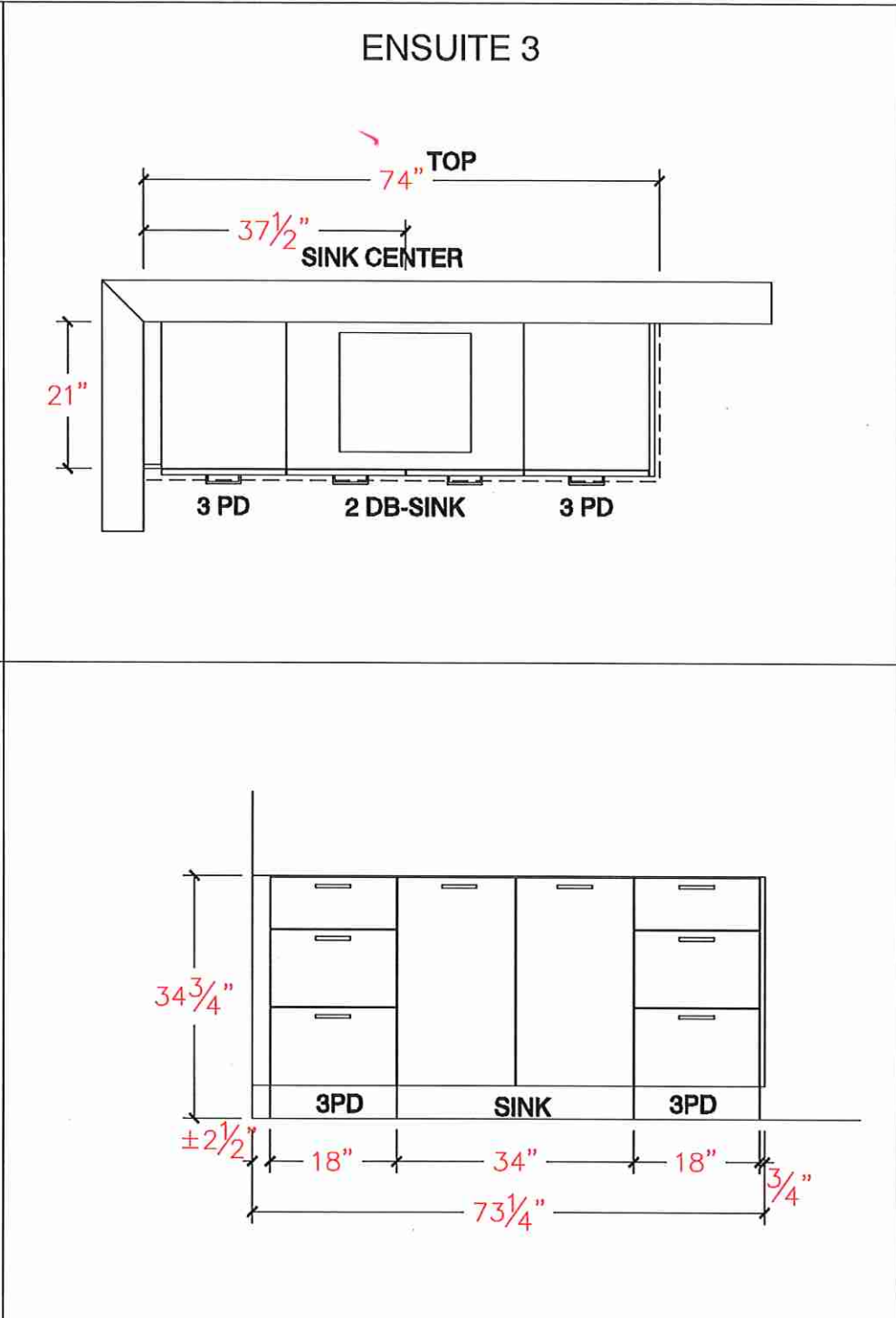
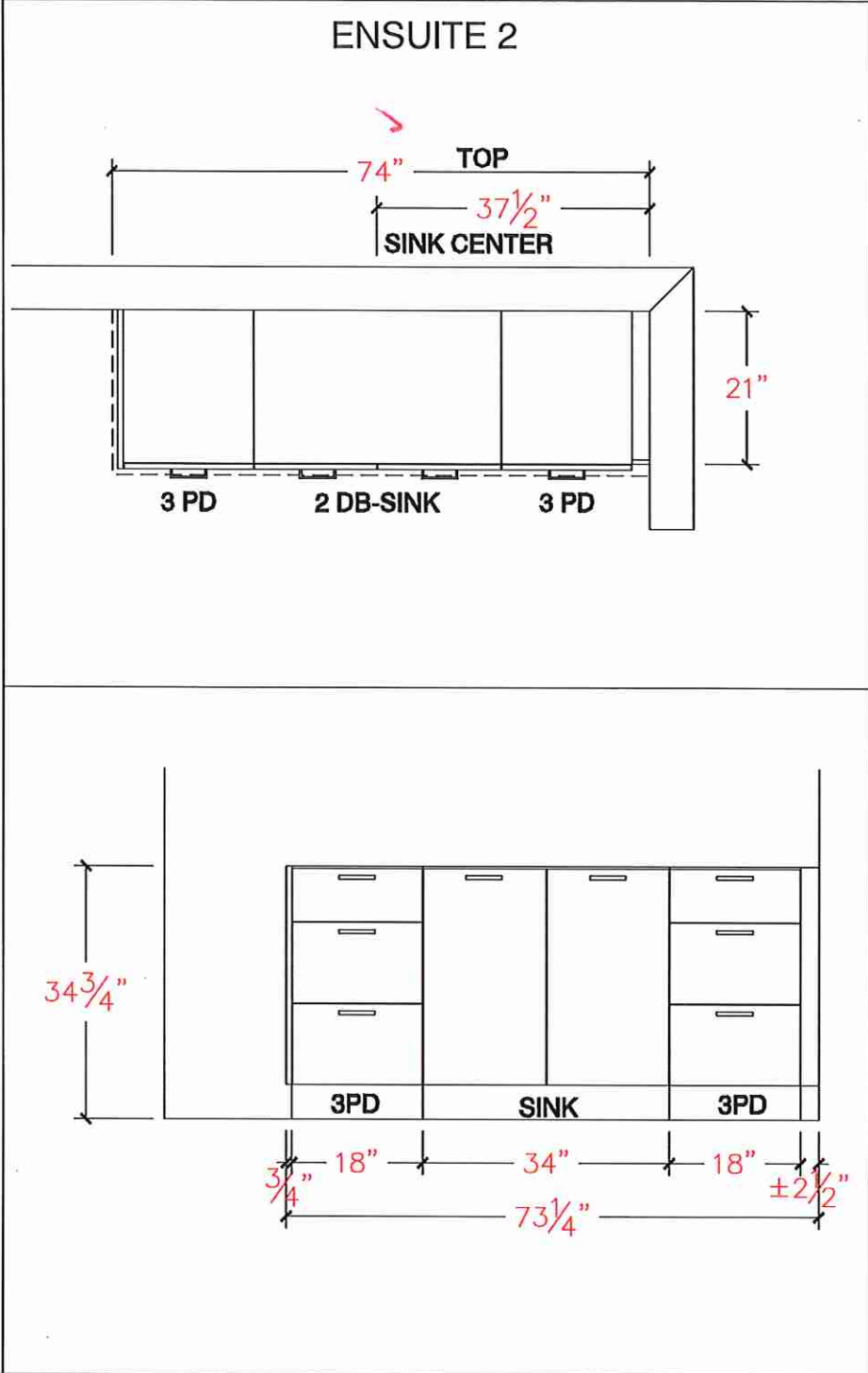


80 Sante Drive, Vaughan, ON L4K 3C4
T 416.746.1811 F 905.761.5901
www.QTK.ca info@qtk.ca

| | | | |
|------------------------------------|--------------------------|----------------|---------------------|
| CLIENT: ROYAL PINE HOMES | JOB NAME: 7 WRV2 (60-03) | ROOM: VANITY | DRAWN BY: NS |
| SITE: WEST RIVER VALLEY PH2 SOUTHW | DOOR STYLE: — | DOOR HANDLE: — | SCALE: 1/2" = 1'-0" |
| PHONE: — | FINISH: — | DRW HANDLE: — | DATE: APR 04 2025 |
| EMAIL: — | SPECIES: — | TOP: — | PAGE: |

COMMENTS:

Customer Agrees and Accepts the following conditions: 1. The Drawing is a representation only and the installed cabinetry may vary slightly in product size, measurements, handle appearance and location and other details. Although Quality Tops & Kitchens Ltd. (QTK) does it's best to manufacture exactly what is shown here outside factors may prevent that and some variance is to be expected and accepted by the customer. 2. These drawings represent the intellectual property of QTK and as such the customer understands and accepts that all deposits given by the customer to QTK are non-refundable after QTK has supplied drawings (either physically or electronically) to the customer. If the customer decides to cancel the order after QTK has submitted drawings to the customer, the deposit will then be considered a design fee and no money will be returned to the customer.





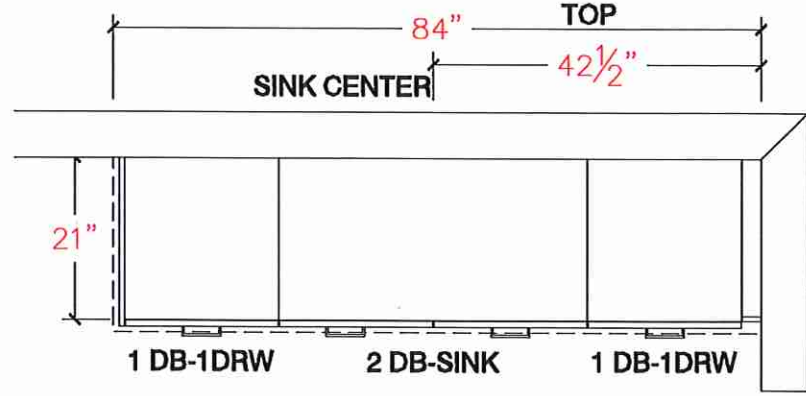
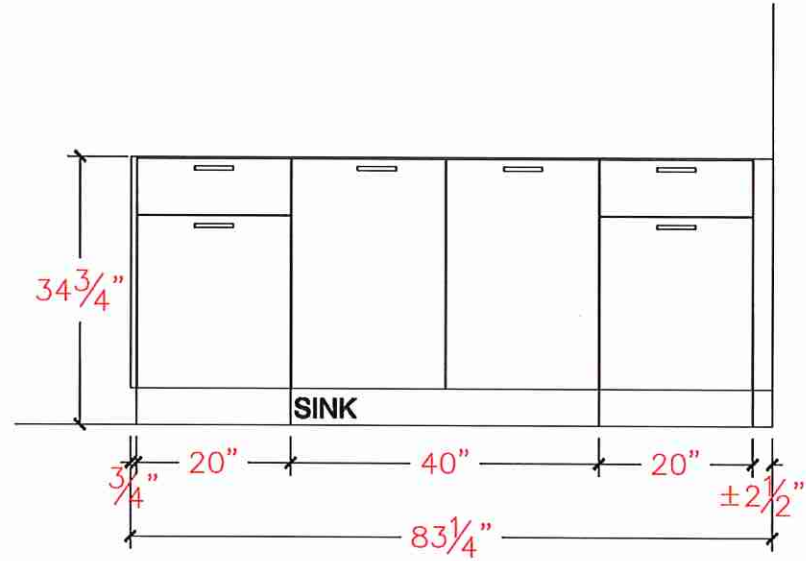
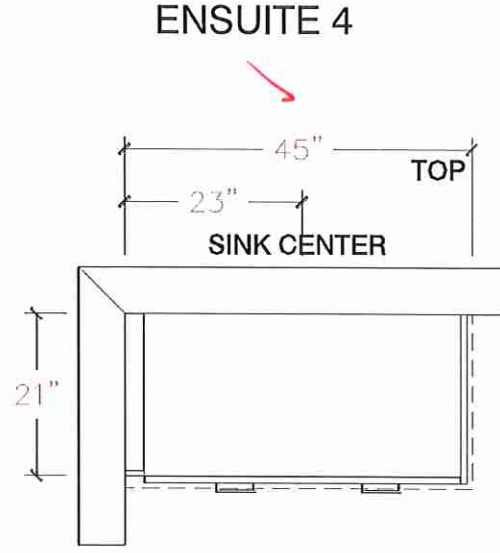
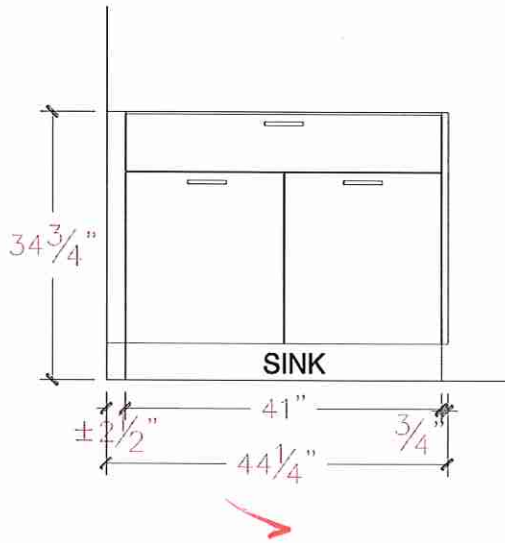
80 Sante Drive, Vaughan, ON L4K 3C4
T 416.746.1811 F 905.761.5901
www.QTK.ca info@qtk.ca

your kitchen. your taste.

| | | | |
|---------------------------------------|--------------------------|----------------|---------------------|
| CLIENT: ROYAL PINE HOMES | JOB NAME: 7 WRV2 (60-03) | ROOM: VANITY | DRAWN BY: NS |
| SITE: WEST RIVER VALLEY PH2 SOUTHW | DOOR STYLE: — | DOOR HANDLE: — | SCALE: 1/2" = 1'-0" |
| PHONE: — | FINISH: — | DRW HANDLE: — | DATE: APR 04 2025 |
| EMAIL: — | SPECIES: — | TOP: — | PAGE: |

COMMENTS:

Customer Agrees and Accepts the following conditions: 1. The Drawing is a representation only and the installed cabinetry may vary slightly in product size, measurements, handle appearance and location and other details. Although Quality Tops & Kitchens Ltd. (QTK) does it's best to manufacture exactly what is shown here outside factors may prevent that and some variance is to be expected and accepted by the customer. 2. These drawings represent the intellectual property of QTK and as such the customer understands and accepts that all deposits given by the customer to QTK are non-refundable after QTK has supplied drawings (either physically or electronically) to the customer. If the customer decides to cancel the order after QTK has submitted drawings to the customer, the deposit will then be considered a design fee and no money will be returned to the customer.



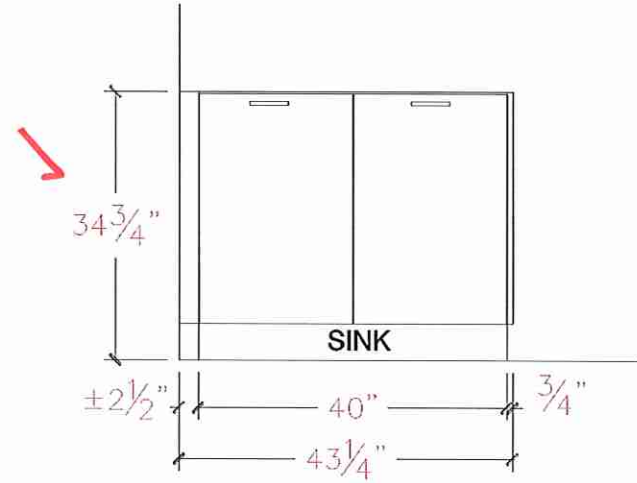


80 Sante Drive, Vaughan, ON L4K 3C4
T 416.746.1811 F 905.761.5901
www.QTK.ca info@qtk.ca

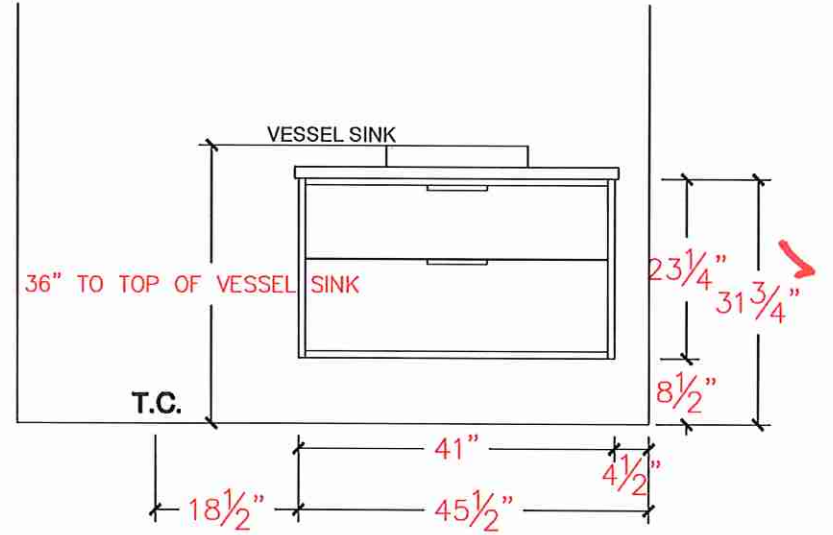
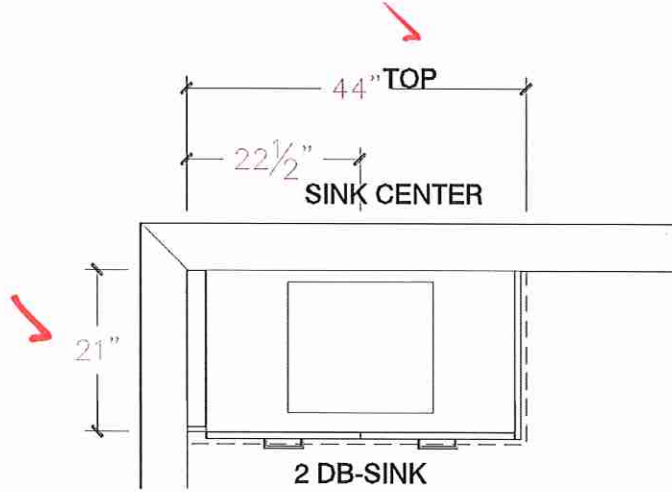
| | | | |
|------------------------------------|--------------------------|----------------|---------------------|
| CLIENT: ROYAL PINE HOMES | JOB NAME: 7 WRV2 (60-03) | ROOM: VANITY | DRAWN BY: NS |
| SITE: WEST RIVER VALLEY PH2 SOUTHW | DOOR STYLE: — | DOOR HANDLE: — | SCALE: 1/2" = 1'-0" |
| PHONE: — | FINISH: — | DRW HANDLE: — | DATE: APR 04 2025 |
| EMAIL: — | SPECIES: — | TOP: — | PAGE: |

COMMENTS:

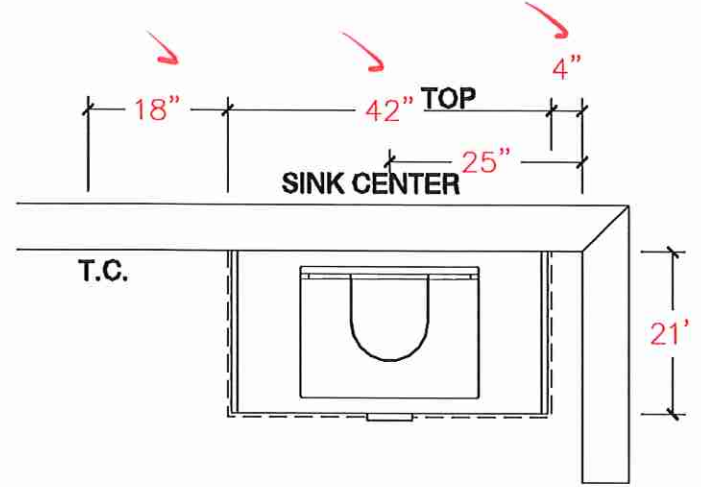
Customer Agrees and Accepts the following conditions: 1. The Drawing is a representation only and the installed cabinetry may vary slightly in product size, measurements, handle appearance and location and other details. Although Quality Tops & Kitchens Ltd. (QTK) does it's best to manufacture exactly what is shown here outside factors may prevent that and some variance is to be expected and accepted by the customer. 2. These drawings represent the intellectual property of QTK and as such the customer understands and accepts that all deposits given by the customer to QTK are non-refundable after QTK has supplied drawings (either physically or electronically) to the customer. If the customer decides to cancel the order after QTK has submitted drawings to the customer, the deposit will then be considered a design fee and no money will be returned to the customer.



OPT. IN-LAW BATH



PWD ROOM





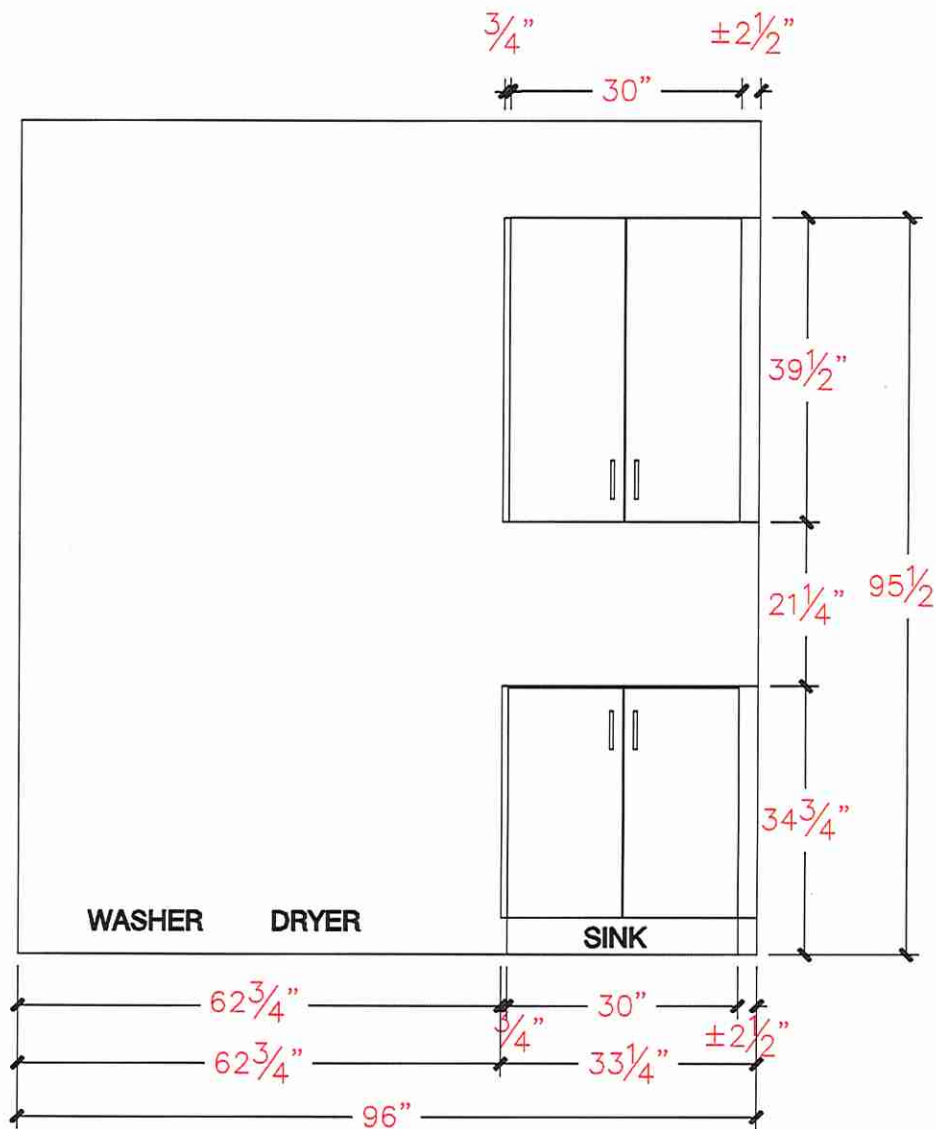
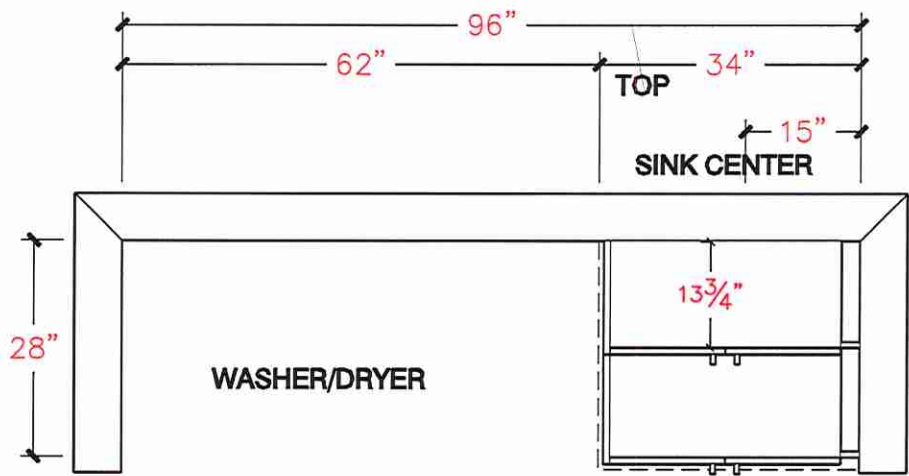
80 Sante Drive, Vaughan, ON L4K 3C4
T 416.746.1811 F 905.761.5901
www.QTK.ca info@qtk.ca

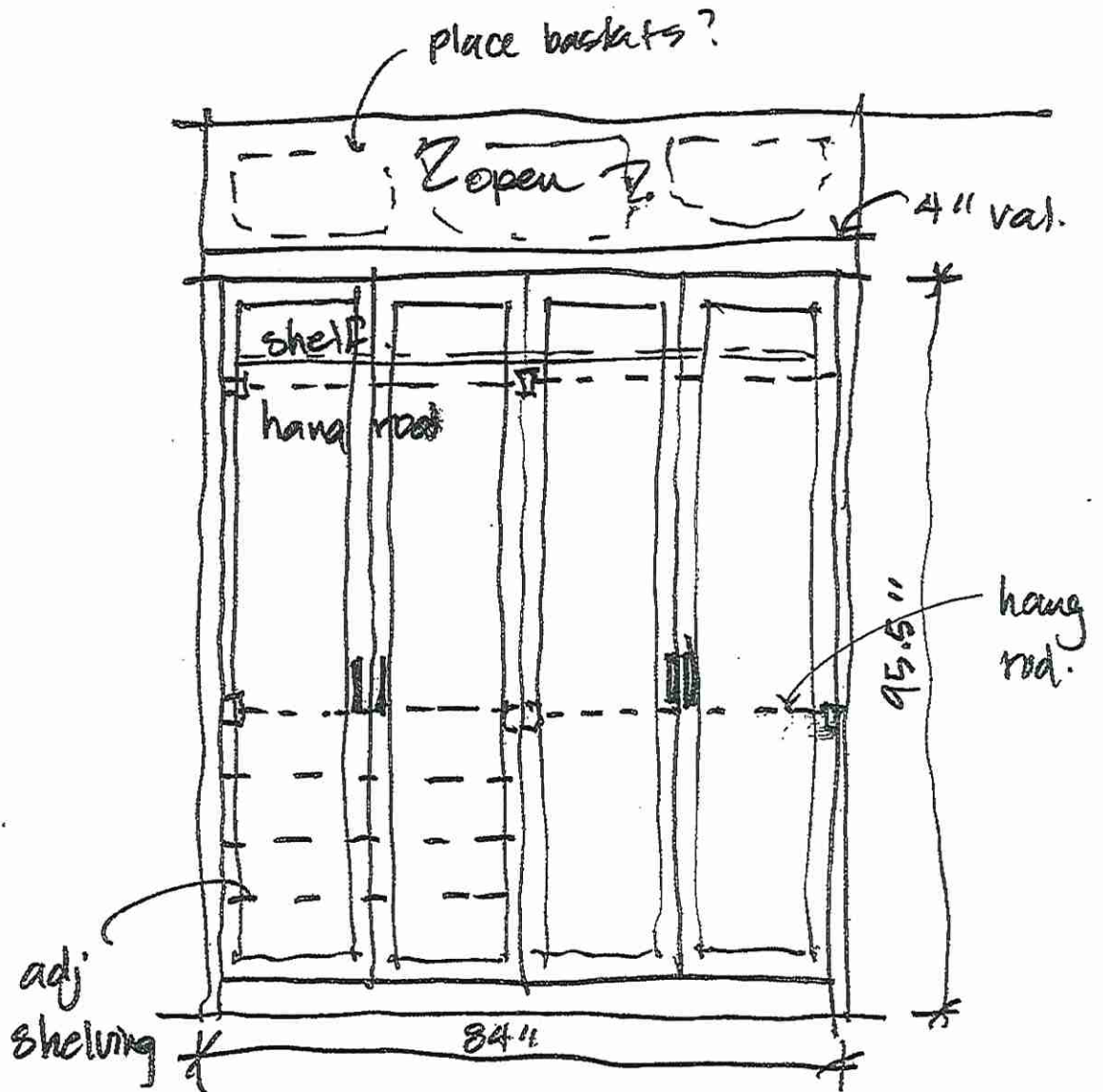
| | | | |
|------------------------------------|--------------------------|----------------|---------------------|
| CLIENT: ROYAL PINE HOMES | JOB NAME: 7 WRV2 (60-03) | ROOM: LAUNDRY | DRAWN BY: NS |
| SITE: WEST RIVER VALLEY PH2 SOUTHW | DOOR STYLE: _ | DOOR HANDLE: _ | SCALE: 1/2" = 1'-0" |
| PHONE: _ | FINISH: _ | DRW HANDLE: _ | DATE: APR 04 2025 |
| EMAIL: _ | SPECIES: _ | TOP: _ | PAGE: |

COMMENTS:

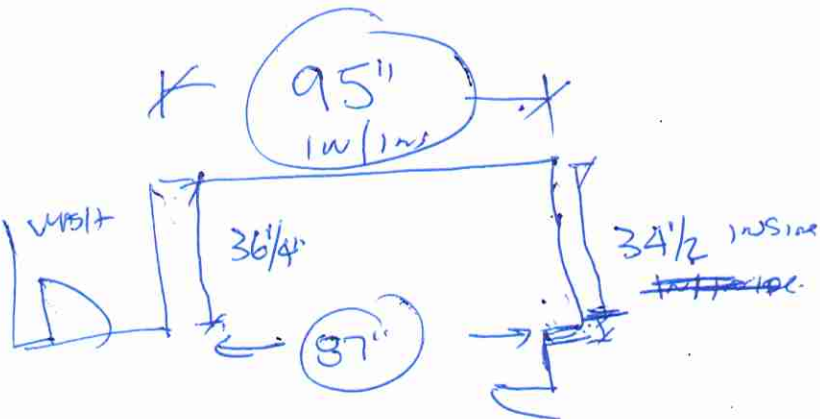
Customer Agrees and Accepts the following conditions: 1. The Drawing is a representation only and the installed cabinetry may vary slightly in product size, measurements, handle appearance and location and other details. Although Quality Tops & Kitchens Ltd. (QTK) does it's best to manufacture exactly what is shown here outside factors may prevent that and some variance is to be expected and accepted by the customer. 2. These drawings represent the intellectual property of QTK and as such the customer understands and accepts that all deposits given by the customer to QTK are non-refundable after QTK has supplied drawings (either physically or electronically) to the customer. If the customer decides to cancel the order after QTK has submitted drawings to the customer, the deposit will then be considered a design fee and no money will be returned to the customer.

LAUNDRY





Closet Built ins
Lot 7.



LOT 7.

APPLIANCE SPECIFICATIONS



tasco
appliances

| | |
|------------------|---|
| PROJECT PARTNER: | SHIP TO: HUNDAL, PAM 2000 HUNTER STREET SARASOTA, FL 34231 |
|------------------|---|

REMINDER:

To ensure a smooth project it is the responsibility of the homeowner / purchaser of appliances to share all the attached specifications with their cabinet provider, contractor, or any other tradesperson so they have the information required to complete their work accurately. Product specifications are for planning purposes only and are subject to change without notice. Refer to installation instructions shipped with the product before cutting cabinets, counters, panels, etc.

Tasco Appliances assumes no liability for product specifications.

LOT 7

HUNDAL, PAM

32 COTTON FIELD CIRCLE
CALEDON, ON



| Contents | Page no. |
|--|----------|
| KMR 1356-3 G Miele Rangetop 48" KMR 1356-3 G/LP All Gas Rangetop | 4-5 |
| EAR146S4 Elica Ventilation AREZZO Insert 46" SS | 6-7 |
| H 7680 BP Miele Wall Oven 30" H 7680 BP PureLine Convection Oven | 8-10 |
| H 7670 BM Miele Wall Oven 30" H 7670 BM PureLine Speed Oven | 11-44 |
| K 2802 Vi Miele Refrigeration 30" K 2802 Vi Fully Integrated MasterCool | 45-48 |
| KSK2002 Miele Accessory | 49-60 |

Tasco Appliances
tascoappliance.ca

BOBBY NANDWANI
4163009545

Quote QT00301592
Version 8.9

Fri, Mar 14, 2025
4:51 PM EDT



enterprise.steelcod.com/sp/tasc/X9IAO99L

Note about page numbers:
Because the original manufacturer's documents are not altered in any way, the page numbers displayed on the page may not correspond to the page number within this package.

All specifications are intended for initial planning purposes only.
Manufacturers reserve the right to change specifications at any time without notice. Always consult the installation instructions found on the manufacturer's website or included with the appliances before installation.

LOT 7

Full Spec Package

| | |
|--|-------|
| F 2812 Vi Miele Refrigeration 30" F 2812 Vi Fully Integrated MasterCool | 61-65 |
| G 7266 SCVi Miele Dishwasher Fully-integrated, full-size dishwasher with 3D MultiFlex Tray | 66-67 |
| EBS51PR1 Elica Refrigeration 24" Beverage Center - Panel Ready Single Door Single Zone | 68-70 |
| WM8900HBA LG Washer 6.0 cu.ft. Capacity Front Load Washer | 71-74 |
| DLEX8900B LG Dryer 9.0 cu. ft. Mega Capacity Smart wi-fi Enabled Front Load Electric Dryer with TurboSteam™ and Built-In Intelligence - Black Steel | 75-80 |

Note about page numbers:
Because the original manufacturer's documents are not altered in any way, the page numbers displayed on the page may not correspond to the page number within this package.

All specifications are intended for initial planning purposes only.
Manufacturers reserve the right to change specifications at any time without notice. Always consult the installation instructions found on the manufacturer's website or included with the appliances before installation.

LOT 7



KMR 1356-3 G/LP
48" All Gas (6 Burner/Griddle) Rangetop

Features:

- Direct Control - Knobs with light ring to instantly see if burner is on or off
- Comfort Clean gates - Easy to clean, dishwasher safe grates
- Clean Touch Steel™ finish - No fingerprints on stainless steel surfaces
- 2 Continuous Simmer Burner - The perfect temperature and even heat for delicate cooking
- M Pro Infrared Griddle - great results for everything from pancakes to hamburgers

Included:

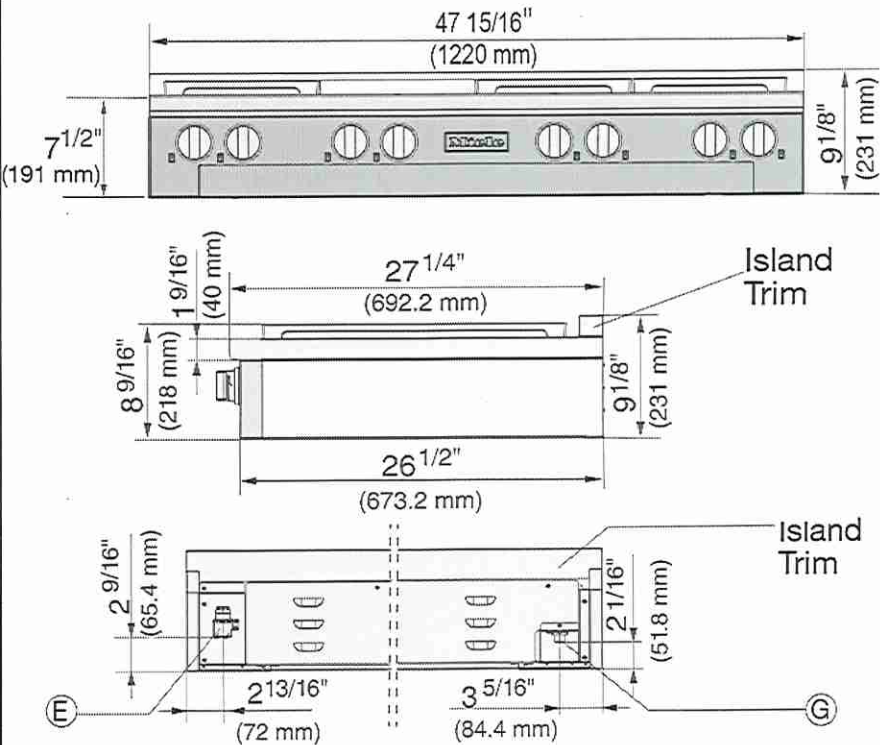
- Griddle Cover Set (RGGC 1000)



| | MATERIAL # | UMRP | RETAIL |
|-----|------------|------|--------|
| Gas | 11852640 | tbd. | tbd. |
| LP | 11852660 | tbd. | tbd. |

| SPECIFICATIONS | |
|--------------------------------------|---|
| Overall Unit Dimensions | 47 ¹⁵ / ₁₆ " (1220 mm) W x 7 ¹ / ₂ " (191 mm) H x 26 ¹ / ₂ " (673 mm) D [Height does not including Grates] [Depth to control panel] |
| Niche | |
| Minimum Cabinet Niche Opening | 48" (1220 mm) W x 25 ¹ / ₁₆ " (636.6 mm) D [To back of control panel] |
| Operational Altitudes | |
| High Altitude | Miele Natural Gas and LP Rangetops will function up to 6,500 ft. in altitude without adjustment. If an installation exceeds these elevations, please contact rangejetkit@mieleusa.com. |
| Electrical | |
| Electrical Requirements | 110V / 120V, 60Hz, 15 Amps |
| Power Cord (Convertible to hardwire) | NEMA 5-15 plug, 4 ft (1.2 m) |
| Shipping | |
| Shipping Weight | 187.4 lbs (85 kg) |
| Shipping Dimensions | ?? [*] / _x " W x ?? [*] / _x " H x ?? [*] / _x " D |

PRODUCT DIMENSIONS



Length of power cord is 4 ft.

E = Electrical connection

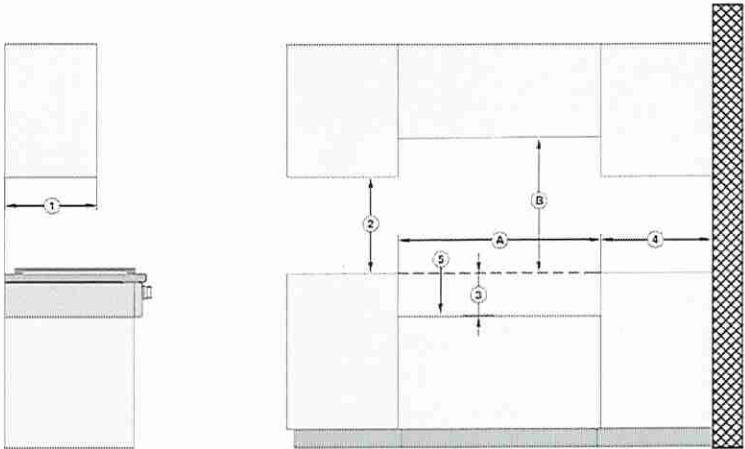
G = Gas connection

*Information subject to change

LOT 7



| BTU Output | |
|------------------|------------------------|
| Gas Burners: | (2) 10,000 BTU (G/LP); |
| | (1) 13,600 BTU (G) |
| | 13,000 BTU (LP);; |
| | (3) 19,500 BTU (G/LP) |
| Griddle Burner: | 13,000 BTU (G) |
| | 14,300 BTU (LP) |
| Total BTU Output | 105,100 BTU (G) |
| | 105,800 BTU (LP) |



| Position | Dimensions | Description |
|----------|--|---|
| ① | 13" (330 mm) | Maximum depth of top cabinet |
| ② | 18" (457 mm) | Minimum distance to bottom edge of top cabinet |
| ③ | 7 1/2" (190.5 mm) | Distance between the top edge of the countertop and the top edge of the support base |
| ④ | 10" (254 mm) | Minimum distance to combustible surfaces |
| ⑤ | | Support base ¹⁾ |
| A | min. 48" (1220 mm) | Niche width |
| B | 37" (940 mm) | Minimum distance between the top of the cooking area and the bottom of an unprotected combustible surface. |
| | 30" (762 mm) | Minimum distance between the top of the cooking area and the bottom of the Miele Range Hood (DAR model with DRxB XXL blower). |
| | Refer to the Installation instructions for the Miele ventilation hood, Appliance dimensions (Distance between cooktop and ventilation hood (S)). For all other hoods please consult the manufacturer's specifications for required distances. | |

1) The support base must have a minimum thickness of 3/4" (19.05 mm).
At the rear right of the support base, a cut-out of 5 1/8" x 7 1/8" (130 mm x 80 mm) must be provided (gas connection) and, at the rear left, a cut-out of 4 6/8" x 1 9/16" (120 mm x 40 mm) (electrical connection).

LOT 7

Arezzo

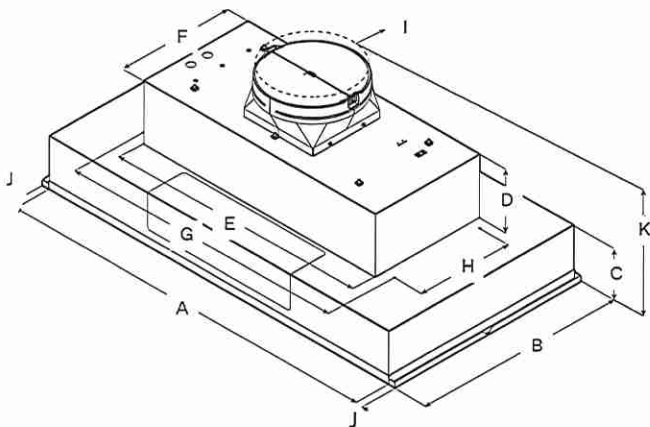
Insert hood

Specification sheet



Learn more

MEASUREMENTS




DESCRIPTION

Arezzo provides professional grade performance, while being discreetly mounted inside the cabinetry.

Available in 28 1/2" and 34 1/2" width with a 600 CFM blower, and equipped with a 1200 CFM blower for widths of 34 1/2", 40 1/2" and 46 1/2" for extraordinary ventilating power.

The extra depth (22") is ideal for supporting powerful professional ranges. Plus the All-In-One design avoids the need to purchase a stainless liner. Hidden metallic in/out knob controls operate the 4-speed blower and LED lighting.

*Damp-location approved



| | EARC20S4 | EARC24S4* | EAR134S4 ** | EAR140S4 | EAR146S4 |
|---|------------------------------|------------------------------|-----------------------------|----------|------------------|
| A | 28 1/2" (72.4 cm) | 34 1/2" (87.6 cm) | 40 1/2" (103 cm) | | 46 1/2" (118 cm) |
| B | 22" (55.9 cm) | | | | |
| C | 5 1/8" (13.8 cm) | | | | |
| D | 6 1/2" (16.4 cm) | | | | |
| E | 22 1/2" (56 cm) | 27 3/8" (70 cm) | | | |
| F | 12 3/16" (31.6 cm) | | | | |
| G | 24 7/8" (62 cm) | 29 1/16" (75.7 cm) | | | |
| H | 10 1/8" (25.7 cm) | | | | |
| I | 6" (15.2 cm) | 6" (15.2 cm)* | 8" (20.3 cm) | | 8" (20.3 cm) |
| J | 1 1/4" (1.9 cm) | | | | |
| K | 16 1/16" (42.3 cm) | | | | |

FEATURES

- Hush system
- Heat guard
- Professional performance
- Grease collectors
- Seamless look

LOT 7



GENERAL PROPERTIES

| | | | | |
|--|---|---|---|---|
| Width | 28" | 34" | 40" | 46" |
| Model | EAR628S4 | EAR634S4 EAR124S4** | EAR140S4 | EAR146S4 |
| Dimensions | 28 1/2"W x 22"D x 11 7/8"H | 34 1/2"W x 25"D x 11 7/8"H | 40 1/2"W x 22"D x 11 7/8"H | 46 1/2"W x 22"D x 11 7/8"H |
| Blower Type ¹ (Internal) | 600 CFM (4-speed) | 600 CFM (4-speed)* 1200 CFM (4-speed)** | 1200 CFM (4-speed) | |
| Noise (Min-max sones) ¹ | 1.7-7.0 Sones | 1.7-8.5 Sones* 1.7-7.0 Sones** | 1.7-8.5 Sones | |
| Electrical | 120V-60Hz, 463W* | 120V-60Hz, 490W 120V-60Hz, 912W** | 120V-60Hz, 926W | |
| Illumination | 2 LED, 6.5W, 3000K, 540 Lumen | | 4 LED, 6.5W, 3000K, 540 Lumen | |
| Finish | Stainless Steel | | | |
| Controls | Fully Retractable Rotating Knobs with Blue backlighting | | | |
| Grease filters | Dishwasher-Safe, Professional Stainless Steel Angled Baffle Filters (2 for 28", 34", 40" & 3 for 46") | | | |
| Installation type | Ducted or recirculating w/kit | | | |
| Duct transition | 6" Round with Backdraft Damper (Top Only) | 6" / 8"*** Round with Backdraft Damper (Top Only) | 8" Round with Backdraft Damper (Top Only) | 8" Round with Backdraft Damper (Top Only) |

KITS

| | |
|---------------------------------|---|
| External Blower | KIT0153054 (1200 CFM blower 8" or 10" compatible) |
| Inline Blower | KIT0154387 (1200 CFM blower 8" or 10" compatible) |
| Inline Blower Shell (1200 CFM) | KIT0179549 (for use with 1200 CFM blower, 8" or 10" compatible) |
| Inline Blower Shell (600 CFM) | KIT0205342 (for use with 600 CFM blower, 6" compatible) |
| External Blower Shell | KIT0179547 (for use with 1200 CFM blowers only) |
| Recirculation (600 CFM) | KIT0192765 (4 round carbon filters)+ KIT0195736 (6" round deflector) |
| Recirculation (1200 CFM) | KIT0192765 (4 round carbon filters) + KIT0192763 (8" round deflector) |
| Electronic CFM Reduction Bypass | KIT0185752 (Achieve <300 CFM, for 600 CFM Blower) KIT0185099 (Achieve <400 CFM, for 1200 CFM Blower) |

WARRANTY:² Two (2) Years Parts & In-Home Labor. Earn an additional One (1) Year of Parts & In-Home Labor by registering on elica.com



The product images shown are for illustration purposes only and may not be an exact representation of the product.
¹ CFM and Noise data indicate the performance of the hood blower tested according to international standards. For AHAM Certified Ratings, established in accordance with California Title 24 Standardized test procedure, please refer to AHAM Certified Product Directory. Electric Ratings are declared according to UL.
² For valid warranty extension, register within 3 months from purchase. For USA & Canada Users Only.

LOT 7



H 7680 BP
30" Convection Oven - PureLine

Features:

- M-Touch S Display with Motion React - Simple to use touch controls
- Miele@Home - Control the appliances with your app
- Moisture Plus - a burst of steam for professional quality cooking results at home
- Taste Control - Prevents overcooked dishes
- Direct Water - No need to fill any water tanks
- Automatic programs - easily master new recipes

Included:

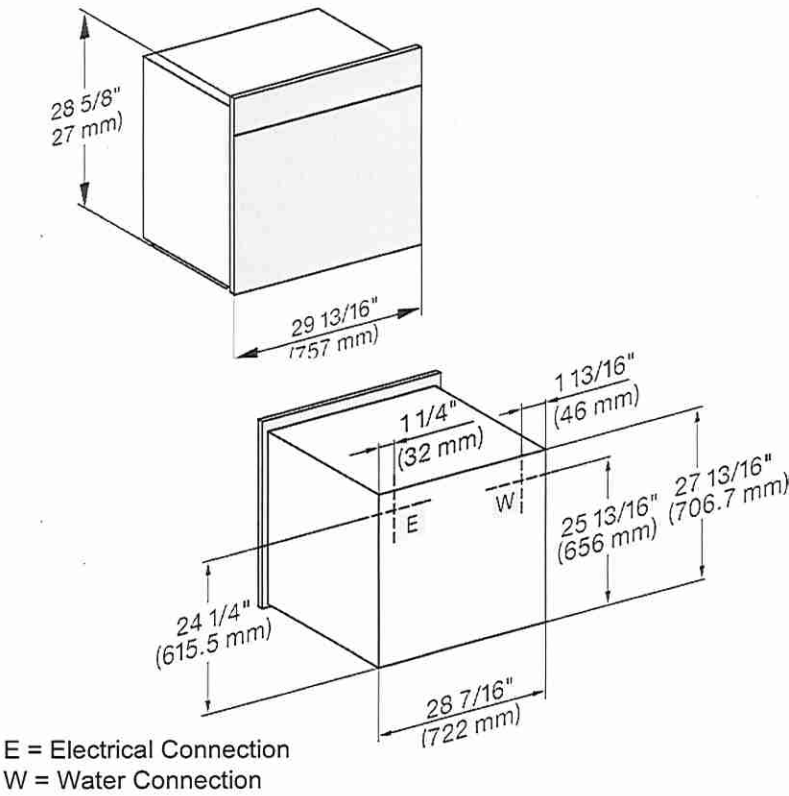
- 1 Universal baking tray
- 2 Self Clean Ready Baking and Roasting Racks
- 1 Self Clean Ready Rack with rail system



| MATERIAL # |
|------------|
| 11805550 |

| SPECIFICATIONS | |
|----------------------------------|--|
| Overall Unit Dimensions | 29 13/16" (757 mm) W x 28 5/8" (727 mm) H x 23 3/4" (603 mm) D |
| Niche | |
| Minimum Cabinet Niche Opening | 28 1/2" (724 mm) W x 28 1/4" (718 mm) H x 24" (610 mm) D |
| Plumbing | |
| Water Supply Requirements | <ul style="list-style-type: none">• Cold water connection• Male 3/8" compression fitting• Water pressure range 7.25 psi (0.5 bar) and 145 psi (10 bar) |
| Water Connection Line (Supplied) | Length: 5 ft (1.5 m) Female 3/8" compression. |
| Electrical | |
| Electrical Requirements | 120/208-240V, 60Hz, 30 Amps |
| Power Cord | NEMA 14-30 plug, 5 ft (1.52 m) |
| Shipping | |
| Shipping Weight | 215 lbs (98 kg) |
| Shipping Dimensions | 30 7/16" (776 mm) W x 35 3/4" (907 mm) H x 32 15/16" (836 mm) D |

PRODUCT DIMENSIONS

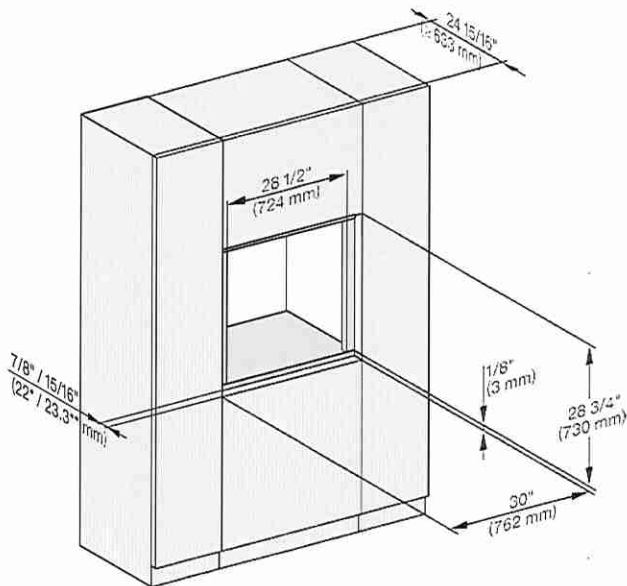


LOT 7

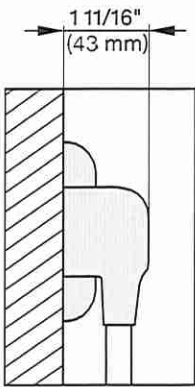
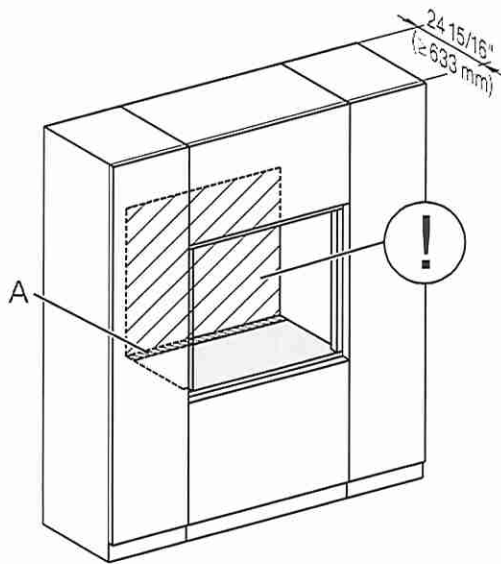
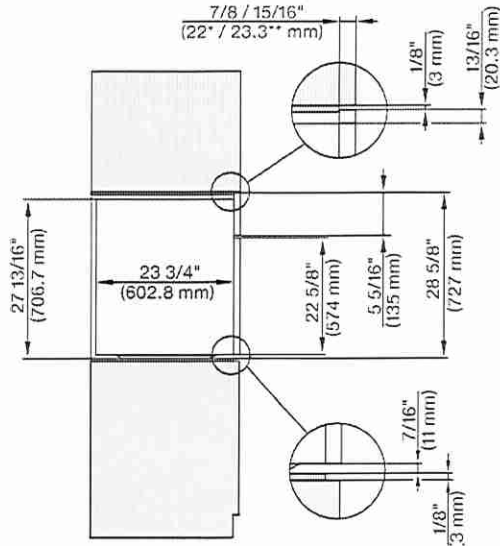


FLUSH CUTOUT DIMENSIONS

Front View



Side View



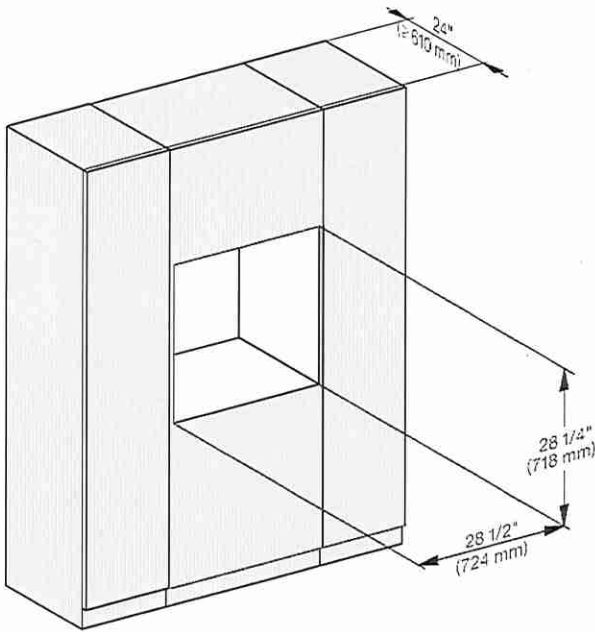
A - Cut-out (4" x 28" [100 mm x 720 mm]) in the bottom of the cabinet for the power cord and Ventilation
ⓘ - Electrical and water supplies are recommended to be placed in adjacent cabinetry.
Additional cabinet depth is required when placing the electrical and water supplies behind the appliance.

LOT 7

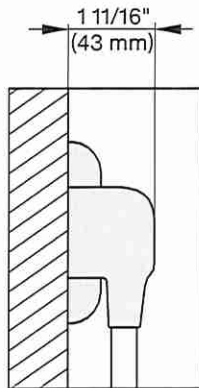
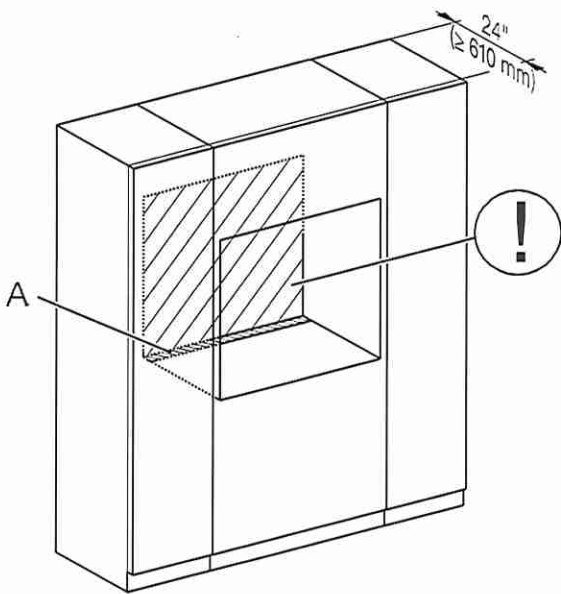
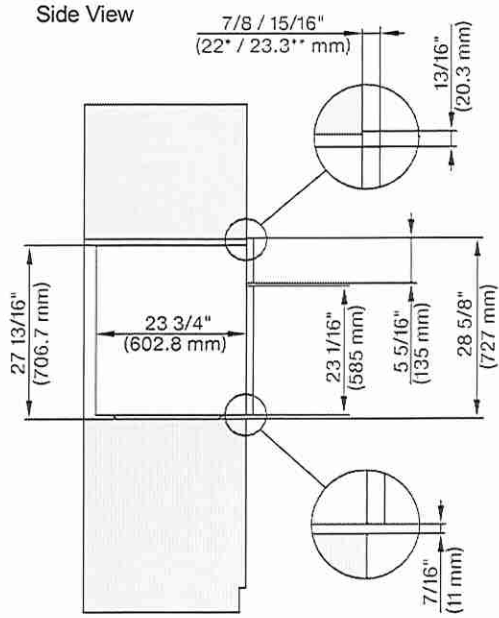


PROUD CUTOUT DIMENSIONS

Front View



Side View




A - Cut-out (4" x 28" [100 mm x 720 mm]) in the bottom of the cabinet for the power cord and Ventilation

ⓘ - Electrical and water supplies are recommended to be placed in adjacent cabinetry.

Additional cabinet depth is required when placing the electrical and water supplies behind the appliance.

LOT 7



H 7670 BM
30 inch speed oven

In perfect mix and match design with automatic programs and food probes.



- Touch display with movement sensor – M Touch S + MotionReact
- Easy cleaning – cabinet with linen-weave pattern & PerfectClean
- Faster and more consistent results – Quick & Gentle
- Network-enabled WiFi appliance – Miele@home
- Popcorn in no time at all with the popcorn function

EAN: 4002516484936 / Material number: 11804610 / Old Material Number: 22767046USA

| Construction type | |
|--|-----------------------------|
| Appliance colour | CleanTouch Steel |
| Construction type and design | |
| Speed oven | • |
| PureLine | • |
| Convenience features | |
| Quick & Gentle | • |
| Rapid PreHeat | • |
| Food probe | With cable |
| Keeping warm | • |
| Crisp Function | • |
| Operating modes | |
| Defrost | • |
| MasterChef programs | • |
| Auto Roast | • |
| Broiling operating modes | • |
| Maxi Broil | • |
| Intensive | • |
| Slow Roasting | • |
| Microwave | • |
| Microwave with Auto Roast | • |
| Microwave with Broil | • |
| Microwave with Convection Bake | • |
| Microwave with Convection Broil | • |
| Surround | • |
| Bake | • |
| Convection Broil | • |
| Special modes | • |
| User convenience | |
| Networking with Miele@home | • |
| Display | M Touch S Display |
| MotionReact proximity sensor | • |
| MotionReact: light comes on when movement is detected | • |
| MotionReact: display comes on when movement is detected | • |
| MotionReact: audible signal to acknowledge when movement is detected | • |
| MotionReact: detection of cabinet fronts | • |
| SoftOpen | • |
| SoftClose | • |
| 3 in 1 | Oven, Microwave, Speed oven |
| Language Options | • |
| MyMiele | • |
| Help function | • |
| Popcorn function | • |
| Time-of-day display | • |
| Time synchronization | • |
| Date display | • |
| Timer | • |
| Programmable start of cooking duration | • |

more information you can find here:
<http://www.miele.ca/en/>

Lot 7



H 7670 BM
30 inch speed oven

In perfect mix and match design with automatic programs and food probes.



EAN: 4002516484936 / Material number: 11804610 / Old Material Number: 22767046USA

| | |
|---|--|
| Programmable end of cooking duration | • |
| Programmable cooking duration | • |
| Actual temperature display | • |
| Audible signal when desired temperature is reached | • |
| Recommended temperatures | • |
| Recommended microwave power | • |
| Quick MW | • |
| Favourites | • |
| Sabbath Program | • |
| Individual settings | • |
| Efficiency and sustainability | |
| Automatic residual heat utilization | • |
| Cleaning convenience | |
| Stainless steel / Clean Touch Steel surface | • |
| Stainless steel oven compartment with linen-weave pattern and PerfectClean finish | • |
| Hinged broiler | • |
| CleanGlass door | • |
| Safety | |
| Appliance cooling system with touch-cool fronts | • |
| Safety shut-off | • |
| System lock | • |
| Sensor lock | • |
| Technical data | |
| Oven compartment volume in cubic feet (l) | 1.52 (43) ft³ (l) |
| Number of shelf levels | 3 |
| Number of shelf levels oven compartment 1 | 3 |
| Number of shelf levels oven compartment 2 | 3 |
| Oven interior lighting | 1 LED spot |
| Temperatures in °F (°C) | 85-475 (30-250) |
| Electronically controlled microwave power | • |
| Microwave power levels in power levels | 1 - 7 |
| Niche dimensions (W x H x D) in mm | 28 5/8 (724)-28 5/8 (724) x 18 5/8 (470)-18 5/8 (472) x 24 1/8 (610) |
| Niche width min. in inches (mm) | 28 5/8 (724) |
| Niche width max. in inches (mm) | 28 5/8 (724) |
| Niche height min. in inches (mm) | 18 5/8 (470) |
| Niche height max. in inches (mm) | 18 5/8 (472) |
| Niche depth in mm | 24 1/8 (610) |
| Appliance dimensions (W x H x D) in mm | 29 7/8 (757) x 18 7/8 (479) x 22 5/8 (574) |
| Appliance width in mm | 29 7/8 (757) |
| Appliance height in mm | 18 7/8 (479) |
| Appliance depth in mm | 22 5/8 (574) |
| Weight in lbs (kg) | 101 (45.5) |
| Weight in lbs (kg) | 100.31 (45.5) |
| Weight in lbs (kg) | 101 (45.5) |
| Total rated load in kW | 4.00 |
| Voltage in V | 120 |
| Voltage convertible in V | 240/208 |

LOT 7




H 7670 BM
30 inch speed oven
In perfect mix and match design with automatic programs and food probes.



EAN: 4002516484936 / Material number: 11804610 / Old Material Number: 22767046USA

| | |
|--|--|
| Frequency in Hz | 60 |
| Fuse rating in A | 30 |
| Number of phases | 1 |
| Power cable with plug | • |
| Length of power cable in m | 1.80 |
| Accessories supplied | |
| Oven rack with PerfectClean | 1 |
| Wired food probe | 1 |
| Glass tray | 1 |
| Available display languages | |
| Available display languages via Language Options | bahasa malaysia, dansk, deutsch, english, español, français, hrvatski, italiano, magyar, nederlands, norsk, polski, português, русский, română, slovenčina, slovenščina, srpski, suomi, svenska, türkçe, українська, čeština, ελληνικά, 繁體中文, 中文, 中文, 中文, 中文 |

LoT7



MasterCool™ refrigerator
For high-end design and technology on a large scale.



- Push2open for convenient door-opening assistance
- Food stays fresh for up to 3 x longer thanks to SmartFresh
- Light floods the interior thanks to LED elements – BrilliantLight
- Communication with the machine could not be easier – WiFi Conn@ct
- Convenient control thanks to color touch display MasterSensor

EAN: 4002516321583 / material number: 11502590

| | |
|--|----------------|
| Appliance category | |
| Fridge | • |
| Construction type | |
| Built-in | • |
| Built-in integrated | • |
| Door hinge side | right |
| Convertible hinging | • |
| Can be installed side-by-side | • |
| Design | |
| Lighting | BrilliantLight |
| Control panel | |
| Freshness system | MasterFresh |
| ComfortClean | • |
| DynaCool | • |
| SoftClose door closing damper | • |
| SelfClose | • |
| Push2open | • |
| FullAccess | • |
| EasyClean | • |
| MaxLoad hinge | • |
| Control | |
| Electronic temperature display and control | MasterSensor |
| Super Cooling | • |
| No. of temperature zones | 2 |
| Sabbath mode | • |
| Fridge / Fridge compartment | |
| Height-adjustable toughened glass shelves | 2 |
| No. of removable fruit and vegetable drawers | 1 |
| No. of PerfectFresh drawers | 2 |
| SlidingShelf | • |
| Door rack for tins | 1 |
| Inner door racks for bottles | 3 |
| Efficiency and sustainability | |
| Energy Star Qualified | • |
| Appliance networking | |
| Miele@home | • |
| WiFiConn@ct | • |
| MobileControl | • |
| Safety | |
| Lock function | • |
| Overflow protection | • |
| Acoustic door alarm | • |
| Acoustic temperature alarm, freezer section | • |
| Optical door alarm | • |
| Optical temperature alarm | • |

LOT 7

More information at www.MieleUSA.com

For further information please see next page...



K 2802 Vi

MasterCool™ refrigerator
For high-end design and technology on a large scale.



| Technical data | |
|---|----------------|
| Appliance width in in.(mm) | 29 7/8 (756) |
| Appliance height in in.(mm) | 83 3/4 (2,127) |
| Appliance depth in in.(mm) | 24 (608) |
| Weight in lbs.(kg) | 358 (162.00) |
| Fridge compartment volume in l | 475 |
| Current consumption in milliampere (mA) | 4,000 |
| Voltage in V | 120 |
| Fuse rating in A | 10 |
| Wire length in ft (m) | 11 (3.5) |
| Standard accessories | |
| Active AirClean filter | • |

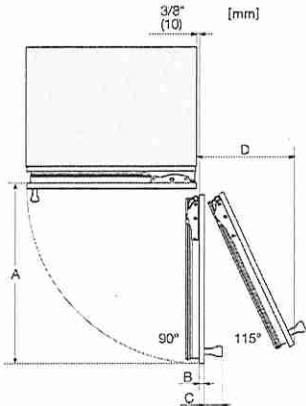
LOT 7



K 2802 Vi

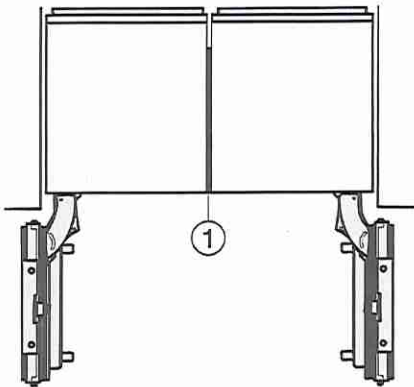
MasterCool™ refrigerator

For high-end design and technology on a large scale.



Opening angle 90°/115°, right side stop, MasterCool (Sketch) *footnote

- A) Appliance door width
F 2461 Vi: 525 mm (20 2/3 inch);
F 2462 Vi: 525 mm (20 2/3 inch);
K 2601 Vi, K 2601 SF, F 2661 Vi, KWT 2601 Vi, KWT 2601 SF, KWT 2661 ViS, KWT 2661 SFS: 677 mm (26 2/3 inch);
K 2602 Vi, K 2602 SF, F 2662 Vi, KWT 2602 Vi, KWT 2602 SF, KWT 2662 ViS, KWT 2662 SFS: 677 mm (26 2/3 inch);
K 2801 Vi, K 2801 SF, F 2801 Vi, KF 2801 Vi, KF 2801 SF: 829 mm (32 2/3 inch);
K 2802 Vi, K 2802 SF, F 2802 Vi, KF 2802 Vi, KF 2802 SF: 829 mm (32 2/3 inch);
K 2901 Vi, K 2901 SF, F 2901 Vi, KF 2901 Vi, KF 2901 SF: 982 mm (38 2/3 inch);
K 2902 Vi, K 2902 SF, F 2902 Vi, KF 2902 Vi, KF 2902 SF: 982 mm (38 2/3 inch);
B) Furniture front (max. 38 mm) (1 1/2 inch)
C) Door handle
D) Distance door to wall (without furniture front and door handle):
F 2461 Vi: 237 mm (9 1/3 inch);
F 2462 Vi: 237 mm (9 1/3 inch);
K 2601 Vi, K 2601 SF, F 2661 Vi, KWT 2601 Vi, KWT 2601 SF, KWT 2661 ViS, KWT 2661 SFS: 296 mm (11 2/3 inch);
K 2602 Vi, K 2602 SF, F 2662 Vi, KWT 2602 Vi, KWT 2602 SF, KWT 2662 ViS, KWT 2662 SFS: 296 mm (11 2/3 inch);
K 2801 Vi, K 2801 SF, F 2801 Vi, KF 2801 Vi, KF 2801 SF: 363 mm (14 1/3 inch);
K 2802 Vi, K 2802 SF, F 2802 Vi, KF 2802 Vi, KF 2802 SF: 363 mm (14 1/3 inch);
K 2901 Vi, K 2901 SF, F 2901 Vi, KF 2901 Vi, KF 2901 SF: 428 mm (16 7/8 inch);
K 2902 Vi, K 2902 SF, F 2902 Vi, KF 2902 Vi, KF 2902 SF: 428 mm (16 7/8 inch)
E) ONLY valid for SF versions: A + 25 mm (1 inch)



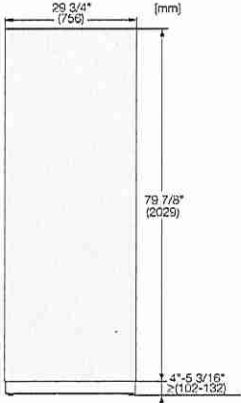
Side-by-side, MasterCool, without partition wall, with heating mat (Sketch) (with footnote)

- 1) Heating mat KSK 2001 (EU, AUS, CN) or KSK 2002 (US, CA, MX, BR)

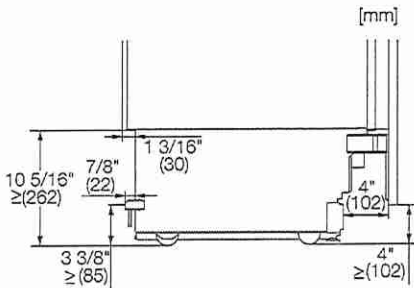
LOT 7



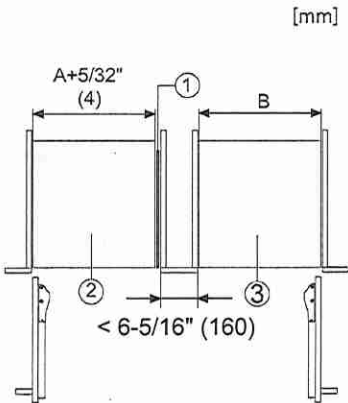
K 2802 Vi
MasterCool™ refrigerator
For high-end design and technology on a large scale.



KFP3005ed/cs, KFP3004ed/cs, Front panel, Front dimensions, MasterCool II, installation drawings

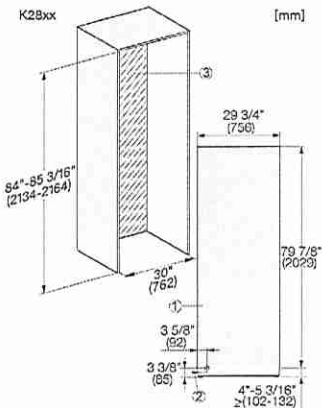


Sideview, MasterCool, Sketch



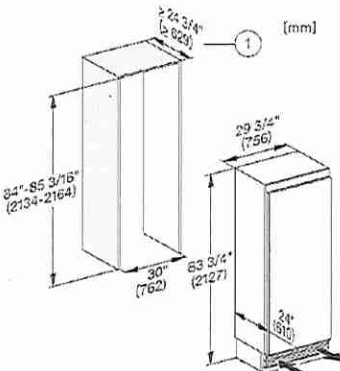
Side-by-Side, MasterCool, footnote, installation drawings

- 1. KSK 2001/2002
- 2. Device A
- 3. Device B
- A = niche device A
- B = niche device B



K2801Vi, K2811Vi, K2801SF, K2811SF, installation, MasterCool, footnote, installation drawings

- 1. View from the front
- 2. Mains connection cable, L = 3000 mm (118 inch)
- 3. No water/ELT connections permitted in this area



K2801Vi, K2811Vi, K2802Vi, K2812Vi, inner space, MasterCool, installation drawings

- 1) Minimum 25" (635mm) for a 3/4" panel to be added to make the unit flush

LOT 7

Miele

MasterCool Refrigeration Side-by-Side Merging Combinations For Vi Models

KSK 2002



Shown: F 2471 Vi merged to K 2501 Vi
Please note: This information is subject to change.

mieleusa.com
Specification Sheets: TRS05202019

LOT 7



Side-by-Side Merging Kit
KSK 2002

| SPECIFICATIONS | |
|----------------|--|
| Electrical | |
| Power Cord | Direct connection to left-standing appliance |
| Support | |
| Call Miele | (800) 999-1360 |
| Miele Website | www.mieleusa.com |
| 20/20 Link | 2020technologies.com |



KSK 2002
Item 38996071USA

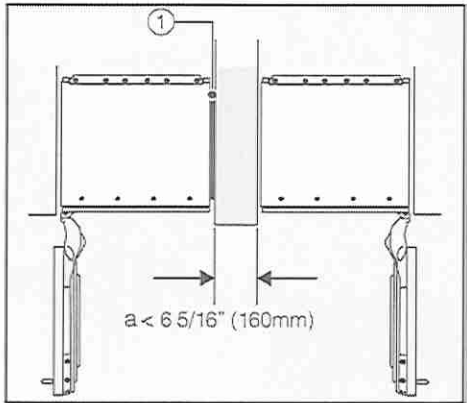
The merging kit should be used for side-by-side installation of Miele MasterCool units.

LOT 7



Side-by-Side Merging Kit
KSK 2002

MERGING STYLE
Merged with a partition

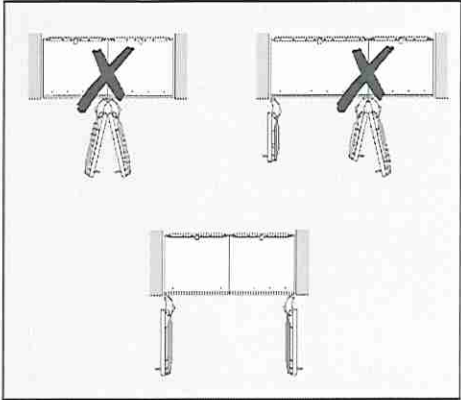


| PARTITION SPECIFICATIONS | |
|---|------------------|
| If the partition wall 'a' is narrower than 6 5/16" (16 mm), a heating mat ① from the merging kit to prevent condensation from forming and any resulting damage. | |
| Partition Dimension 'a': | |
| Min. Partition Thickness | 5/8" |
| Max. Partition Thickness | 6 5/16" (160 mm) |

When planning niches, please note that the niche into which the appliance with the side panel heater ① is installed must be 1/8"-1/4" (3-5 mm) wider.

If the door hinges of the refrigeration appliances are next to each other, you must take into account the thickness of the cabinet fronts and door handles so that the appliance doors do not collide and become damaged if they are opened at the same time.

Merged together



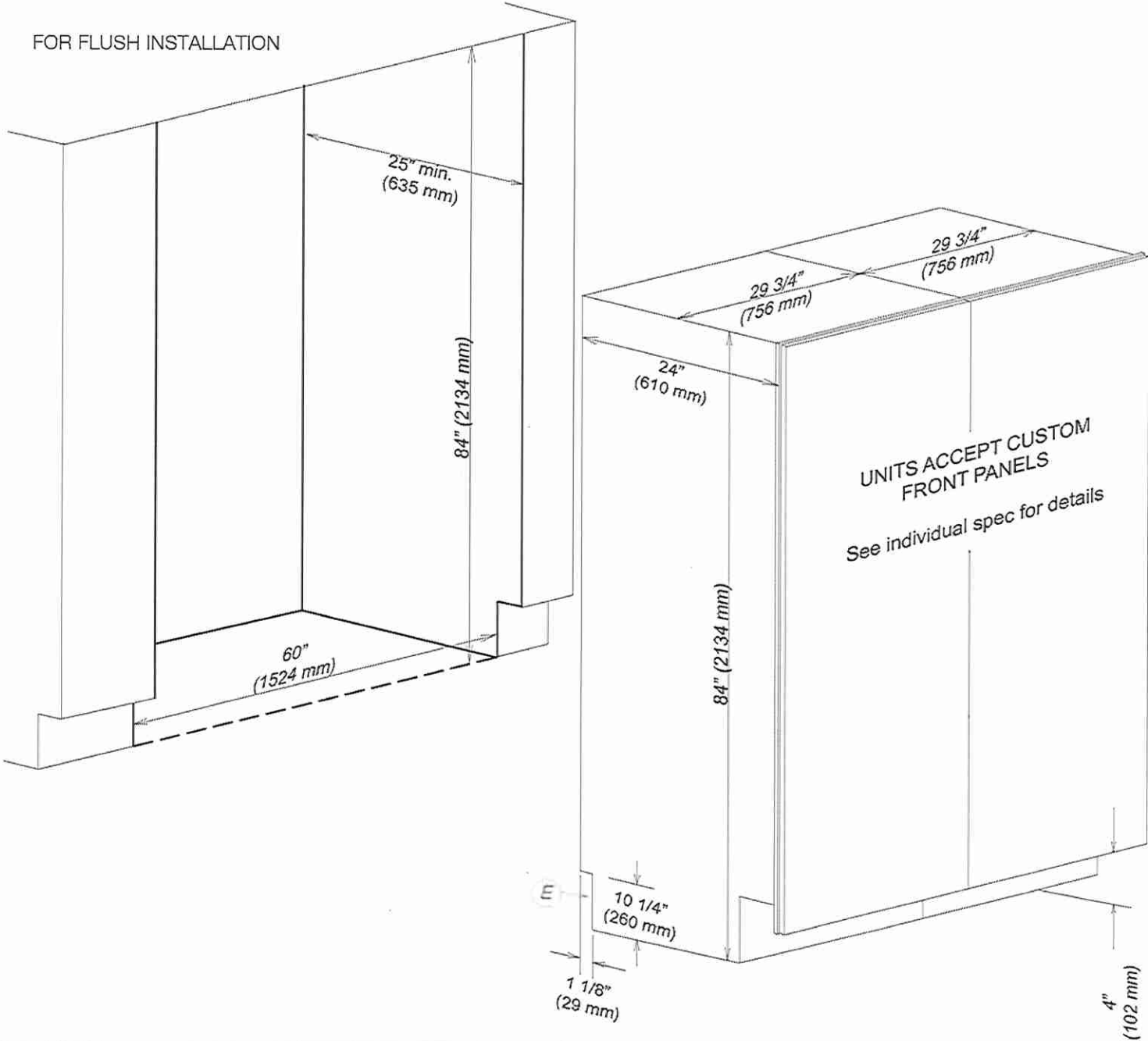
| MERGING SPECIFICATIONS | |
|--|---|
| Maximum allowed amount of units merged | 3 |

The door hinges of the appliances must not be located next to each other, otherwise the appliance doors will collide and become damaged if they are opened at the same time.

LOT 7



Product and Cut-out Dimensions
60" Side-by-Side Combination



| Location Codes |
|--|
| E- power cord for refrigeration unit- 5 foot- NEMA 5-15 molded plug power supply connects lower left rear of units |
| Notes |
| <ul style="list-style-type: none">• Merging kit must be used when combining units• All installations must be done in a accordance with local codes• Sides of adjoining cabinets should be filled (flush to frame) to insure proper fit and finish• For Proud Installation - please adjust accordingly |

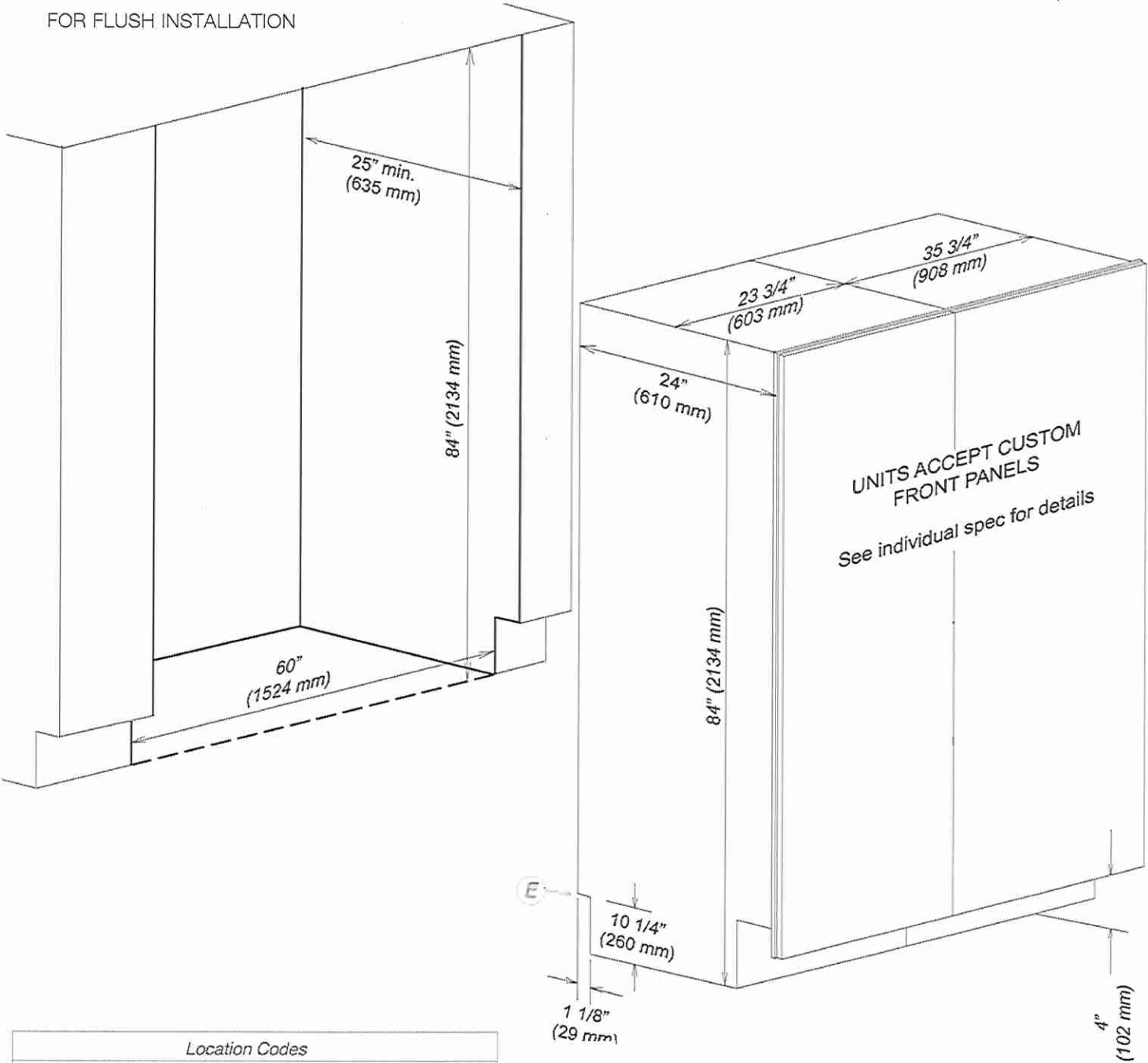
*Depth assumes a 3/4" panel, please adjust according to custom panel thickness

LOT 7



Product and Cut-out Dimensions
60" Side-by-Side Combination

FOR FLUSH INSTALLATION



| Location Codes |
|--|
| E- power cord for refrigeration unit- 5 foot- NEMA 5-15 molded plug power supply connects lower left rear of units |
| Notes |
| <ul style="list-style-type: none">• Merging kit must be used when combining units• All installations must be done in a accordance with local codes• Sides of adjoining cabinets should be filled (flush to frame) to insure proper fit and finish• For Proud Installation - please adjust accordingly |


*Depth assumes a 3/4" panel, please adjust according to custom panel thickness

LOT 7



F 2812 Vi

MasterCool™ freezer
For high-end design and technology on a large scale.



- Push2open for convenient door-opening assistance
- Light floods the interior thanks to LED elements – BrilliantLight
- Fresh ice cubes from the IceMaker with plumbed water connection
- Communication with the machine could not be easier – WiFi Conn@ct
- Convenient control thanks to color touch display MasterSensor

EAN: 4002516321897 / material number: 11503340

| | |
|---|----------------|
| Appliance category | |
| Freezer | • |
| Construction type | |
| Built-in | • |
| Built-in integrated | • |
| Door hinge side | Left |
| Convertible hinging | • |
| Can be installed side-by-side | • |
| Design | |
| Lighting | BrilliantLight |
| Control panel | |
| NoFrost | • |
| NoFrost | • |
| SoftClose door closing damper | • |
| IceMaker with plumbed water connection | • |
| Push2open | • |
| FullAccess | • |
| EasyClean | • |
| MaxLoad hinge | • |
| Control | |
| Electronic temperature display and control | MasterSensor |
| SuperFrost | • |
| No. of temperature zones | 1 |
| Sabbath mode | • |
| Fridge / Fridge compartment | |
| Door baskets – small | 1 |
| Door baskets – large | 3 |
| Freezer / Freezer compartment | |
| Number of shelves | 2 |
| Number of freezer baskets | 2 |
| Efficiency and sustainability | |
| Energy Star Qualified | • |
| Appliance networking | |
| Miele@home | • |
| WiFiConn@ct | • |
| MobileControl | • |
| Safety | |
| Lock function | • |
| Acoustic door alarm | • |
| Acoustic temperature alarm, freezer section | • |
| Optical door alarm | • |
| Optical temperature alarm | • |

LOT 7


More information at www.MieleUSA.com

For further information please see next page...



F 2812 Vi

MasterCool™ freezer
For high-end design and technology on a large scale.

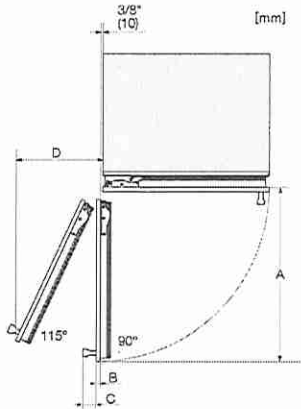



| Technical data | |
|---|----------------|
| Appliance width in in.(mm) | 29 7/8 (756) |
| Appliance height in in.(mm) | 83 3/4 (2,127) |
| Appliance depth in in.(mm) | 24 (608) |
| Weight in lbs.(kg) | 359 (162.60) |
| Maximum fridge compartment door front weight in lbs. (kg) | 62 (28) |
| 4-star freezer compartment volume in l | 446 |
| Current consumption in milliampere (mA) | 4,000 |
| Voltage in V | 120 |
| Fuse rating in A | 10 |
| Wire length in ft (m) | 9 (3.0) |

LOT 7

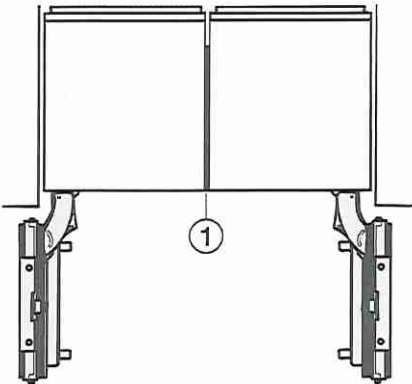


F 2812 Vi
MasterCool™ freezer
For high-end design and technology on a large scale.



Opening angle 90°/115°, right side stop, MasterCool (Sketch) with footnote

- A) Appliance door
F 2411 Vi, F 2411 SF, F 2471 Vi, F 2471 SF: 525 mm (20 2/3 inch);
F 2412 Vi, F 2412 SF, F 2472 Vi, F 2472 SF: 525 mm (20 2/3 inch);
K 2611 Vi, F 2671 Vi, F 2671 SF, KWT 2611 Vi, KWT 2611 SF, KWT 2671 ViS: 677 mm (26 2/3 inch);
K 2612 Vi, F 2672 Vi, F 2672 SF, KWT 2612 Vi, KWT 2612 SF, KWT 2672 ViS: 677 mm (26 2/3 inch);
K 2811 Vi, K 2811 SF, F 2811 SF, F 2811 Vi, KF 2811 Vi, KF 2811 SF: 829 mm (32 2/3 inch);
K 2812 Vi, K 2812 SF, F 2812 SF, F 2812 Vi, KF 2812 Vi, KF 2812 SF: 829 mm (32 2/3 inch);
K 2911 Vi, K 2911 SF, F 2911 Vi, F 2911 SF, KF 2911 Vi, KF 2911 SF: 982 mm (38 2/3 inch);
K 2912 Vi, K 2912 SF, F 2912 Vi, F 2912 SF, KF 2912 Vi, KF 2912 SF: 982 mm (38 2/3 inch);
B) Furniture front (max. 38 mm) (1 1/2 inch)
C) Door handle
D) Distance from the door to the wall (without furniture front and door handle):
F 2411 Vi, F 2411 SF, F 2471 Vi, F 2471 SF: 237 mm (9 1/3 inch);
F 2412 Vi, F 2412 SF, F 2472 Vi, F 2472 SF: 237 mm (9 1/3 inch);
K 2611 Vi, F 2671 Vi, F 2671 SF, KWT 2611 Vi, KWT 2611 SF, KWT 2671 ViS: 296 mm (11 2/3 inch);
K 2612 Vi, F 2672 Vi, F 2672 SF, KWT 2612 Vi, KWT 2612 SF, KWT 2672 ViS: 296 mm (11 2/3 inch);
K 2811 Vi, K 2811 SF, F 2811 SF, F 2811 Vi, KF 2811 Vi, KF 2811 SF: 363 mm (14 1/3 inch);
K 2812 Vi, K 2812 SF, F 2812 SF, F 2812 Vi, KF 2812 Vi, KF 2812 SF: 363 mm (14 1/3 inch);
K 2911 Vi, K 2911 SF, F 2911 Vi, F 2911 SF, KF 2911 Vi, KF 2911 SF: 428 mm (16 7/8 inch);
K 2912 Vi, K 2912 SF, F 2912 Vi, F 2912 SF, KF 2912 Vi, KF 2912 SF: 428 mm (16 7/8 inch);
E) ONLY valid for SF versions: A + 25 mm (1 inch)



Side-by-side, MasterCool, without partition wall, with heating mat (Sketch) (with footnote)

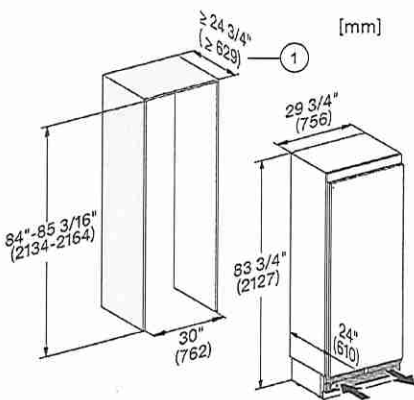

- 1) Heating mat KSK 2001 (EU, AUS, CN) or KSK 2002 (US, CA, MX, BR)

LOT 7



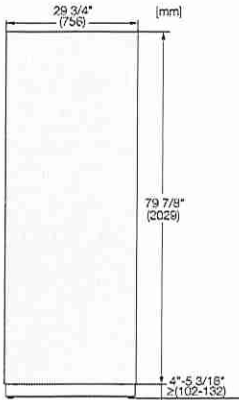
F 2812 Vi

MasterCool™ freezer
For high-end design and technology on a large scale.

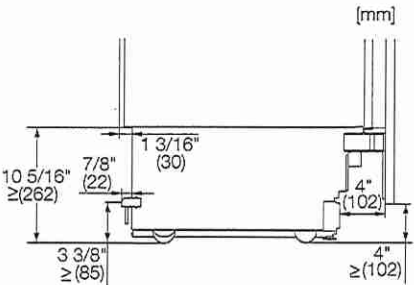


F2812Vi, F2802Vi, F2811Vi, F2801Vi, MasterCool, Inner space, installation drawings

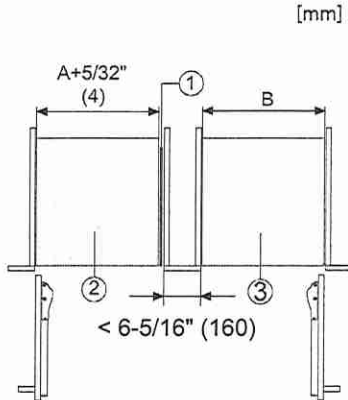
1) Minimum 25" (635mm) for a 3/4" panel to be added to make the unit flush



KFP3005ed/cs, KFP3004ed/cs, Front panel, Front dimensions, MasterCool II, installation drawings

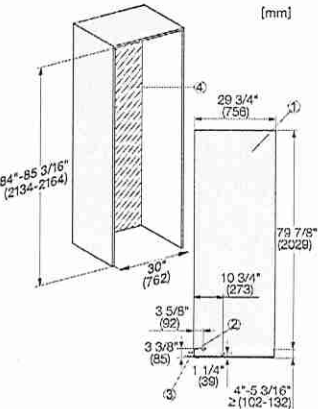


Sideview, MasterCool, Sketch



Side-by-Side, MasterCool, footnote, installation drawings

- 1. KSK 2001/2002
- 2. Device A
- 3. Device B
- A = niche device A
- B = niche device B



F2802Vi, F2812Vi, F2812SF, F2801Vi, F2811Vi, F2811SF, installation, MasterCool, installation drawings

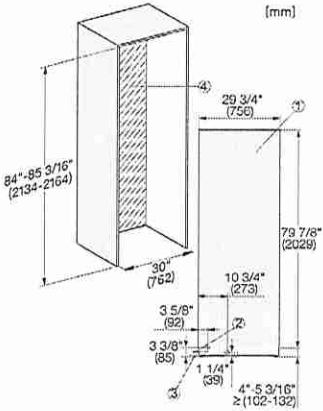

LOT 7

For further information please see next page...



F 2812 Vi

MasterCool™ freezer
For high-end design and technology on a large scale.



- 1. View from the front
- 2. Mains Connection cable, L = 3000 mm (118 inch)
- 3. Water inlet position, L = 2000 mm (not for KON USA)
- 4. No water/ELT connections permitted in this area

LOT 7



G 7266 SCVi XXL

Fully-integrated, full-size dishwasher
with 3D MultiFlex Tray for maximum convenience.



- Perfect results in less than one hour – QuickIntenseWash
- Everything completely dry – AutoOpen assisted drying
- Incredibly low sound emissions of just 42 dB(A)
- Very easy door opening and closing – ComfortClose
- Versatile and secure – ExtraComfort basket design

EAN: 4002516770978 / Material number: 12497380 / Article Number: 21726662CDN

| Type | |
|-----------------------------------|-------------------------|
| Fully integrated dishwashers | • |
| 60 cm dishwashers | • |
| Design | |
| Control panel colour | Stainless Steel |
| Control panel version | Fully integrated fascia |
| Control type | Program selector button |
| Display | 1-line text display |
| Display colour | White |
| Language Options | • |
| Convenience | |
| Networking with Miele@home | • |
| Door closing aid | ComfortClose |
| Operating noise dB(A) re 1 pW | 42 |
| Time left display | • |
| Delay start up to 24 h | • |
| In-operation indicator light | optical and acoustic |
| Display language selection | • |
| Efficiency and sustainability | |
| EcoPower technology | • |
| Proven hygiene | • |
| Hot-water connection | • |
| Half load | • |
| Quality of results | |
| Fresh-water dishwasher | • |
| AutoOpen drying | • |
| SensorDry | • |
| Recirculation turbothermic drying | • |
| PerfectGlassCare | • |
| Wash programs | |
| Intensive 75°C | • |
| QuickIntenseWash | • |
| Sanitize | • |
| ExtraQuiet 40 dB(A) | • |
| Clean Machine | • |
| Rinse & Hold | • |
| Cleaning options | |
| IntenseZone | • |
| Express | • |
| Extra clean | • |
| Extra dry | • |
| Basket design | |
| Cutlery loading | 3D MultiFlex tray |
| FlexCare glass holder | 2 |
| FlexCare cup rack | 1 |
| Basket design | ExtraComfort |
| MultiClip | • |
| Safety | |
| Waterproof system | • |
| Check filter indicator | • |

LOT 7

more information you can find here:
<http://www.miele.ca/en/>



G 7266 SCVi XXL
Fully-integrated, full-size dishwasher
with 3D MultiFlex Tray for maximum convenience.



EAN: 4002516770978 / Material number: 12497380 / Article Number: 21726662CDN

| | |
|--|---|
| Child lock | • |
| Technical data | |
| Minimum niche width in mm | 23 5/8 (600) |
| Maximum niche width in mm | 23 5/8 (600) |
| Minimum niche height in mm | 33 3/4 (855) |
| Maximum niche height in mm | 36 1/4 (920) |
| Niche depth in mm | 21 3/4 (550) |
| Appliance depth with door open in cm | 47 1/2 (120.5) |
| Net weight in kg | 109 (49.0) |
| Total rated load in kW | 1.40 |
| Voltage in V | 120 |
| Fuse rating in A | 15 |
| Number of phases | 1 |
| Electrical frequency standard | 60 |
| Length of water inlet hose in cm | 5 (1.50) |
| Length of water drain hose in cm | 5 (1.50) |
| Length of power cable in m | 4 (1.20) |
| Min. front panel weight in kg | 4.0 |
| Max. front panel weight in kg | 12.0 |
| Available display languages | |
| Available display languages via Language Options | deutsch, english (US), español, français (CA). [?][?] |
| Accessories supplied | |
| 1 x UltraTabs box (20 tabs) | • |

LOT 7

EBS51PR1

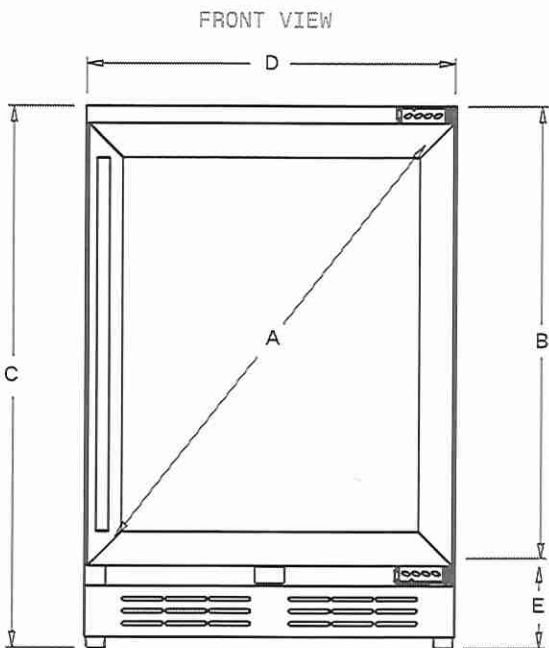
Beverage center | Panel Ready
Single door single zone

Specification sheet



Learn more

MEASUREMENTS



3/4" (1.9cm) Adjustable Height

| EBS51PR1 | |
|----------|--------------------|
| A | 31 11/16" (78.7cm) |
| B | 29 1/8" (73.8cm) |
| C | 34 1/4" (87cm) |
| D | 23 7/16" (59.5 cm) |
| E | 5 3/16" (13.2cm) |

Integrated model requires 3/4" custom door panel (not supplied by Elica)

DESCRIPTION

RISERVA - EBS51PR1 creates the dream conditions for your favorite seltzer drinks. This 24" undercabinet refrigerator has the capacity to fit up to 120 cans (12oz). Featuring 3 adjustable slide-out Tempered Glass shelves and a Panel Ready frame with a double layered UV-resistant glass door and an exclusive articulated hinge design that delivers a more refined appearance and tighter fit within cabinetry.



FEATURES

- Open door alarm
- Articulated hinge
- High efficiency carbon filters
- Panel ready
- EPC technology
- Quiet operation
- Eco-mode

LOT 7



| GENERAL PROPERTIES | |
|--------------------|---|
| Standard Width | 24" |
| Model | EBS51PR1 |
| Dimensions | 23 7/16"W x 23 5/16"D x 34 1/4"H |
| Weight | 128 lbs |
| Installation type | Built-In & free standing |
| Refrigeration type | R600a |
| Volume | 4.3 cu ft(135L) |
| Sound level | 39 dBA |
| Door finish | Panel ready frame + tempered glass |
| Cabinet finish | Black |
| Interior finish | Black |
| Hinge design | Articulated hinge |
| Lighting | 3 level white LED |
| Controls | Capacitive Touch Display with white numbers |
| Total Capacity | >120 cans (12 oz cans) |
| Temperature Ranges | 34° to 65°F |
| Shelving | 3 adjustable-slide out-tempered glass shelves with metal front trim (without rollers) |

| KITS | |
|---------------------------|------------|
| PRO handle | KIT0175505 |
| Carbon filter replacement | L00114-1 |

| | |
|--------------|---|
| WARRANTY:*** | Two (2) Years Parts & In-Home Labor. Earn an additional One (1) Year of Parts & In-Home Labor by registering on elica.com |
|--------------|---|

| DOOR | |
|---------------------|---|
| Door handle | Tubular |
| Door tempered glass | Tinted dual pane, Low-e argon-filled |
| Reversible Door | Yes Field reversible door is shipped right-hand hinged |

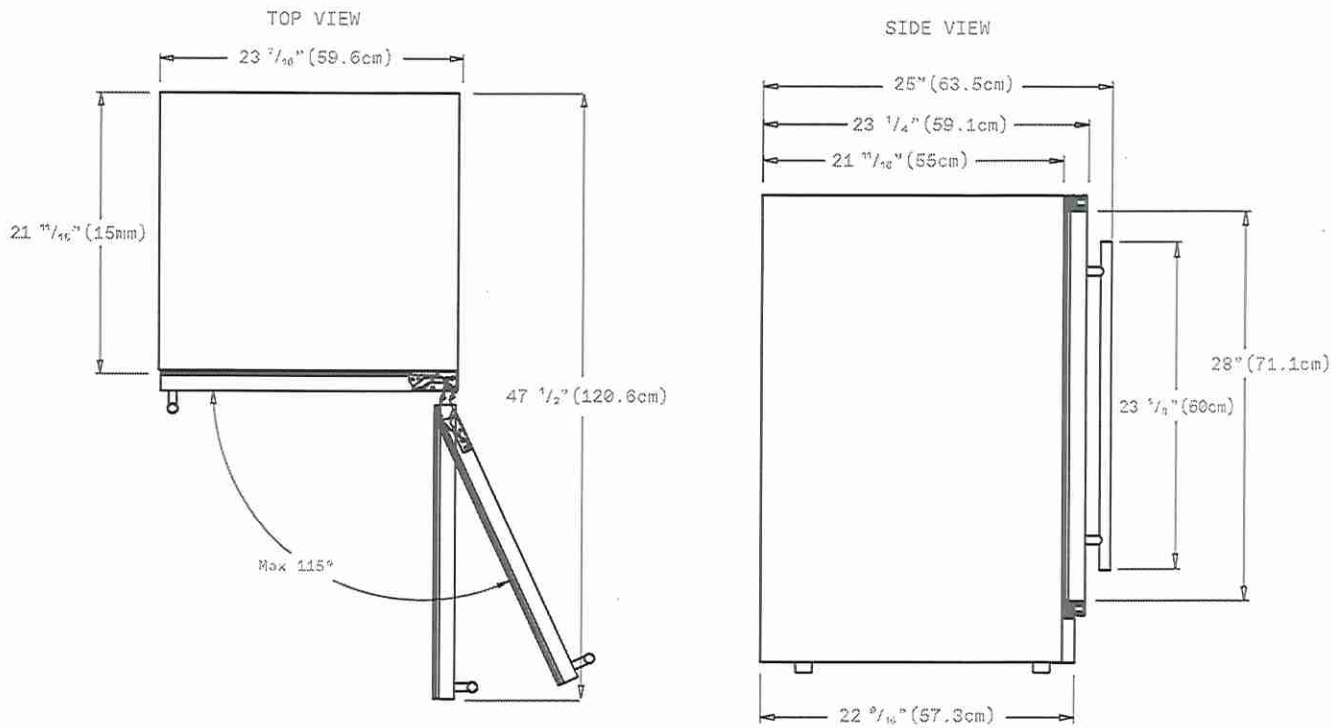
| ELECTRICAL SPECIFICATIONS | |
|---------------------------|-----------------|
| Compressor Brand | Embraco |
| Min. Circuit Required | 15 A |
| AC Power | 110-120V / 60HZ |
| Amperage | 0.95A |
| Plug type | B |

| OTHER FEATURES | |
|--|--|
| Sabbath mode | |
| Superior full extension racks | |
| White LED lights with 3 level Kelvin shade adjustment | |
| Anti vibration technology & anti damping system | |
| Double panel tempered glass door, UV coated | |
| Stylish look with tubular handle | |
| Beverage Shelving made of tempered glass | |
| Elica Perfect Climate Technology | |
| Integrated model requires 3/4" custom door panel (not supplied by Elica) | |

* The product images shown are for illustration purposes only and may not be an exact representation of the product.
** For valid warranty extension, register within 3 months from purchase. For USA & Canada Users Only.

Lot 7

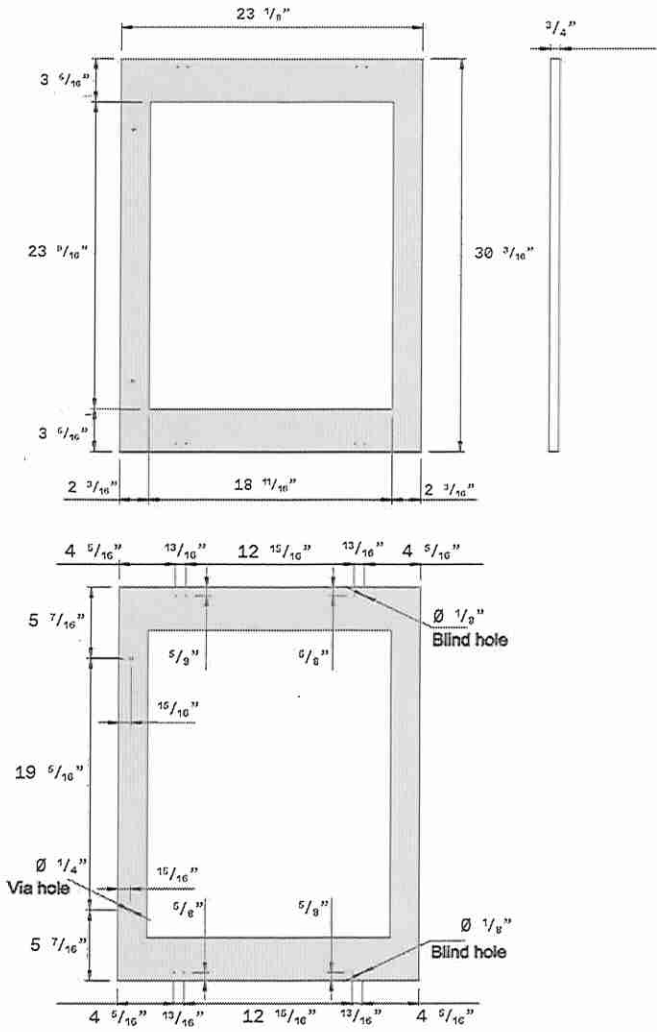
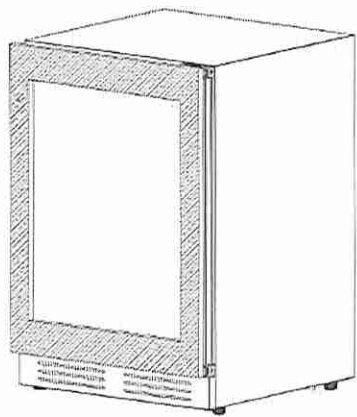
LINE DRAWINGS



PANEL DIMENSIONS

Overlay Panel Dimension:

| | |
|----------------------|------------|
| Door Panel Width | 23 1/8" |
| Door Panel Height | 30 3/16" |
| Door Panel Depth | 3/4" max |
| Door Panel Weight | 10 lbs max |
| Viewable Area Width | 18 3/4" |
| Viewable Area Height | 23 1/2" |



Riserva series

www.elica.com

elica

LOT 7

HOME APPLIANCES

LG LAUNDRY

WM8900HBA
6.0 cu.ft. Capacity Front Load Washer

- TurboWash™ 2.0
- Steam Technology
- LG ThinQ Technology (Wi-Fi Enabled)
- AI DD™
- ENERGY STAR® Qualified
- SmartDiagnosis™

Enjoy new ways to control your home with LG smart appliances

LG ThinQ™

- Start the laundry while you're out shopping
- Get alerts when the cycle is finished
- Works with the LG ThinQ® app



| CAPACITY | |
|--|--|
| Capacity (cu.ft.) | 6.0 |
| APPEARANCE | |
| Design Look | Front Control |
| Intelligent Electronic Controls with LED Display | • |
| Touch Buttons | • |
| Dial-A-Cycle™ | • |
| ENERGY | |
| ENERGY STAR® Qualified | • |
| CEE Tier | 2 |
| WASH PROGRAMS | |
| No. of Programs - 12 | Normal, Heavy Duty, Bedding, Allergiene™, Bright White, Tub Clean, Delicates, Perm. Press, Sportswear, Towels, Speed Wash, Downloaded |
| No. of Options - 13 | TurboWash®, Steam, Pre-wash, Remote Start, Delay Wash, Wi-Fi, Add Item, Extra Rinse, Control Lock, Drum Light, ColdWash, Signal, Spin Only |
| No. of Wash/Rinse Temps | 5 Extra Hot, Hot, Warm, Cold, Tap Cold |
| Spin Speeds | 5 |
| No. of Water Levels | Load Sensing |
| No. of Soil Levels | 5 |
| FABRIC CARE FEATURES | |
| TurboWash™ 2.0 | • |
| Steam Technology | • |
| Allergiene™ Cycle | • |
| ColdWash™ Option | • |
| CONVENIENCE FEATURES (Washer) | |
| TrueBalance™ Anti-Vibration System | • |
| 4 Tray Dispenser | Prewash, Main Wash (with liquid detergent cup), Bleach, Fabric Softener |
| LoDecibel™ Quiet Operation | • |
| End of Cycle Signal | • |
| LoadSense | • |
| Child Lock* | • |
| Auto Suds Removal | • |
| Leveling Legs | 4 Adjustable Legs |
| Easy Loading Tilt™ | • |

| ThinQ® TECHNOLOGY | |
|--|---|
| SmartDiagnosis™ (v3.0) | • |
| Wi-Fi | • |
| Remote Start and Cycle Monitor | • |
| Energy Monitoring | • |
| MOTOR | |
| Motor Type | Inverter Direct Drive Motor |
| Max RPM | 1,300 |
| Axis | Horizontal |
| MATERIALS AND FINISHES | |
| NeveRust™ Stainless Steel Drum | • |
| Cabinet | Painted Steel |
| Control Panel | Plastic |
| Top Plate | Painted Steel |
| Door / Rim | Glass/Chrome (With Dark Blue Tinted Square Cover) |
| All Available Colours | Black Steel (B) |
| POWER SOURCE | |
| Ratings | UL Listed |
| Electrical Requirements | 120V, 10 Amps |
| Type | Electric |
| OPTIONS/ACCESSORIES | |
| Pedestal | WDP5B |
| Pedestal (WxHxD) | 29 x 13 5/8" x 29 1/2" |
| Sidekick™ Pedestal Washer | WD200CB |
| Sidekick Pedestal Washer (WxHxD) | 29" x 14 1/8" x 30 7/8" (52 3/4" D with door open) |
| DIMENSIONS | |
| Product (WxHxD) | 29" x 40 3/4" x 33" (57 1/2" D with door open) |
| Carton (WxHxD) | 31 3/8" x 44 3/4" x 33 3/4" |
| Weight (Product/Carton) | 225 / 251.5 lbs. |
| LIMITED WARRANTY | |
| 1 Year Parts and Labour, 3 Years on Drum, 10 Years on Direct Drive Motor | |
| UPC CODES | |
| WM8900HBA | 195174024829 |
| DLEX8900B | 195174039571 |
| WDP5B | 048231026468 |
| WD200CB | 048231026482 |
| KSTK2 | 048231013017 |

© 2020 LG Electronics Canada, Inc. All rights reserved. "LG Life's Good" is a registered trademark of LG Corp. All other product and brand names are trademarks or registered trademarks of their respective owners. Design, features and specifications are subject to change without notice. Non-metric weights and measurements are approximate. Some features may require Internet access. Content and services may vary by product and are subject to change without notice. 04/17/20

LOT 7

10 INSTALLATION

⚠ WARNING

- Certain internal parts are intentionally not grounded and may present a risk of electric shock only during servicing. Service personnel- Do not contact the following parts while the appliance is energized: pump, valve, motor, control board.

Tools Needed



- 1 Pliers
- 2 Flat-Blade Screwdriver
- 3 Level

Choosing the Proper Location

Check the following requirements for the install location before installing the washer.

- Allow for sufficient space between the walls and the washer for installation.
- Make sure that the floor is clean, dry and free of dust, dirt, water and oil so the leveling feet cannot slide easily. Leveling feet that can move or slide on the floor can contribute to excess vibration and noise.
- If the floor has too much flex, reinforce it to make it more rigid. If the floor is not solid, it may cause severe vibration and noise.
- If a drain pan must be used, take extra care to follow the instructions provided with the drain pan and make sure the leveling feet are adjusted for firm and even contact with the pan. Use of drain pans and failure to properly level the washer may result in increased vibration and noise during operation.

Power Outlet

- The power outlet must be within **60 inches (1.5 m)** of either side of the washer.
- Position the washer so that the outlet and plug are easily accessible.
- Do not overload the outlet with more than one appliance.
- The outlet must be grounded in accordance with current electrical wiring codes and regulations.
- Use a time-delay fuse or circuit breaker.

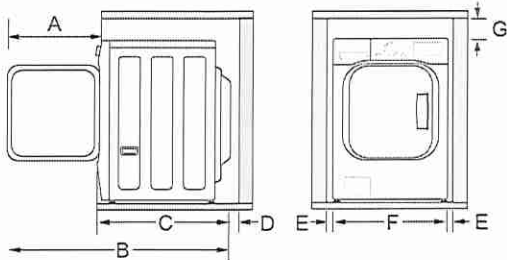
- It is the personal responsibility and obligation of the washer owner to have a proper outlet installed by a qualified electrician.

Flooring

- To minimize noise and vibration, install the washer on a level, solidly constructed floor capable of supporting the washer without flexing or bouncing.
- The washer must be installed on firm flooring to minimize vibration during the spin cycle. Concrete flooring is best, but a wood floor is sufficient, provided it is built to FHA standards.
- The floor under the washer must not slope more than 1 inch (2.5 cm) from front to back or side to side.
- Installing on carpeting and soft tile surfaces is not recommended.
- Never install the washer on a platform or weakly supported structure.

Floor Installation

To ensure sufficient clearance for water inlet hoses, drain hose and airflow, allow minimum clearances of at least **1 inch (2.5 cm)** at the sides and **4 inches (10 cm)** behind the washer. Be sure to allow for wall, door, or floor moldings that may increase the required clearances.



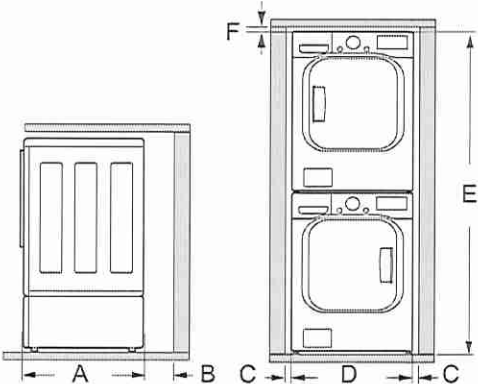
| Dimensions and Clearances | |
|---------------------------|-------------------|
| A | 25 3/4" (65.5 cm) |
| B | 58 5/8" (149 cm) |
| C | 33 1/4" (83.5 cm) |
| D | 4" (10 cm) |

LOT 7

| Dimensions and Clearances | |
|---------------------------|---------------|
| E | 1" (2.5 cm) |
| F | 29" (73.7 cm) |
| G | 1/4" (0.5 cm) |

Stacking or Pedestal Installation

The washer can be stacked under a dryer or on top of a pedestal or pedestal washer.



| Dimensions and Clearances | |
|---------------------------|--------------------|
| A | 32 7/8" (83.5 cm) |
| B | 4" (10 cm) |
| C | 2" (5 cm) |
| D | 29" (73.7 cm) |
| E | 81 5/8" (207.3 cm) |
| F | 1/4" (0.5 cm) |

NOTE

- Refer to the instructions packaged with the optional pedestal kit before stacking appliance on pedestal.
- Do not use a drain pan with a pedestal or pedestal washer installation as it can block the drawer. Using a drain pan may result in increased vibration and noise during operation.

Unpacking and Removing Shipping Material

Remove all shipping materials from the washer for proper operation and inspect it for shipping damage.

CAUTION

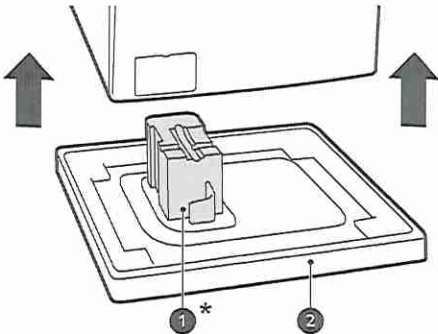
- Failure to remove shipping materials can cause excessive noise and vibration.

Unpacking Shipping Material

*Some models do not ship with drum support.

Lift the washer off the foam base.

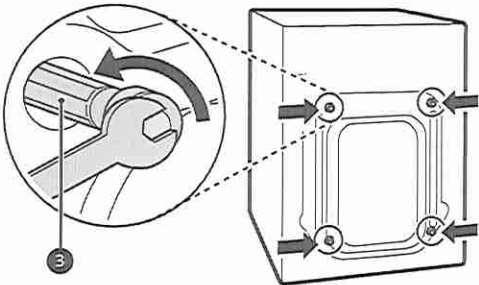
- After removing the carton and shipping material, lift the washer off the foam base.
- Make sure the plastic drum support ①* comes off with the base and is not stuck to the bottom of the washer.
- If you must lay the washer down to remove the carton base ②, always protect the side of the washer and lay it carefully on its side. Do not lay the washer on its front or back.



Removing Shipping Material

1 Remove the bolt assemblies.

- Starting with the bottom two shipping bolts ③, use the included wrench to fully loosen all 4 shipping bolts by turning them counterclockwise.
- Remove the bolt assemblies (bolts and retainers) by wiggling them slightly while pulling them out.



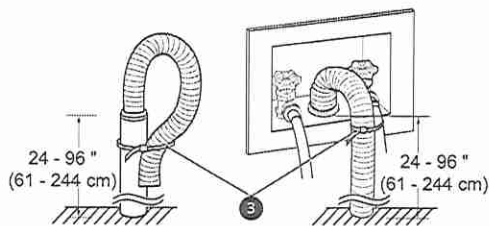
2 Install the hole caps.

- Locate the hole caps ④ included in the accessory pack or attached to the back of

LOT 7

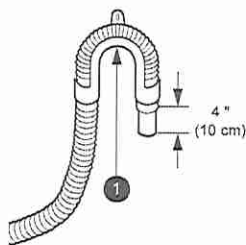
14 INSTALLATION

hoses with the provided tie strap ③ (ribbed side on inside).

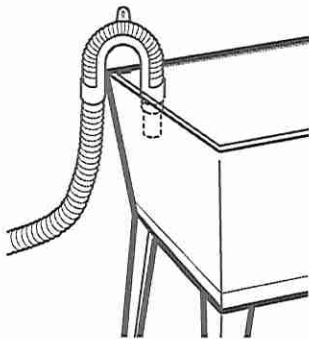


Using the Laundry Tub to Drain

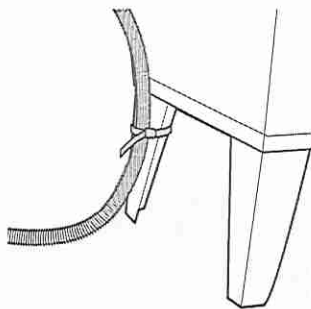
- 1 Clip the end of the hose into the elbow bracket.
 - Connect the elbow bracket ① within **4 inches (10 cm)** of the end of the drain hose. If the drain hose is extended more than **4 inches (10 cm)** beyond the end of the elbow bracket, mold or microorganisms could spread to the inside of the washer.



- 2 Hang the end of the drain hose over the side of the laundry tub.



- 3 Use the provided tie strap to secure the drain hose in place.



LOT 7

Leveling the Washer

The drum of the washer spins at very high speeds. To minimize vibration, noise, and unwanted movement, the floor must be a solid, level surface.

CAUTION

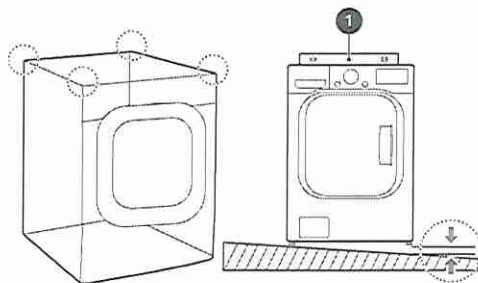
- Using the washer without leveling it may cause excess vibration and noise, leading to a washer malfunction.
- Adjust the leveling feet only as far as necessary to level the washer. Extending the leveling feet more than necessary can cause the washer to vibrate.

NOTE

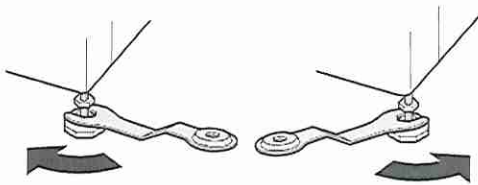
- Before installing the washer, make sure that the floor is clean, dry and free of dust, dirt, water and oil so the washer feet cannot slide easily. Feet that move or slide on the floor can contribute to excessive vibration and noise.

How to Level the Washer

- 1 Position the washer in its final location.
 - Take special care not to pinch, strain, or crush the water and drain hoses. If you have a carpenter's level ①, you can use it to check that the washer is level. The slope beneath the washer should not exceed **1 inch**, and all 4 leveling feet must rest firmly on the floor.



- 2 Adjust the leveling feet.
 - Turn all 4 leveling feet in one direction to raise the washer or the other direction to lower it.



LG LAUNDRY

DLEX8900B / DLGX8901B

9.0 cu. ft. Front Load Dryer with TurboSteam™ and Built-In Intelligence

- 9.0 cu. ft. Mega Capacity
- TurboSteam™ Technology
- Built-In Intelligence (AI Fabric Sensor / Smart Pairing™)
- LG ThinQ® App with ThinQ Care
- FlowSense™ Duct Clogging & Lint Filter Indicators
- NeveRust™ Stainless Steel Drum
- LoDecibel™ Quiet Operation
- Reversible Door
- Wrinkle Care Option
- ENERGY STAR® Certified

ThinQ Care

- Proactive Smart Alerts to Keep Your Appliances Running Smoothly
- Preventative Alerts help you stay a step ahead of potential issues to find proactive solutions before problems arise.
 - Avoid preventable repairs and service calls with real-time diagnostics for a hassle-free experience.
 - Integrated within LG's ThinQ app—a smart home hub for managing your smart devices and appliances.

| SUMMARY | |
|---|---|
| Type | Front Load Dryer |
| Capacity | 9.0 cu. ft. |
| Matching Washer | WM8900HBA |
| AI Sensor Dry™ | Yes |
| TurboSteam™ | Yes |
| APPEARANCE | |
| Intelligent Electronic Controls with Dual LED Display | Yes |
| Touch Buttons | Yes |
| Dial-A-Cycle™ | Yes |
| DRYER PROGRAMS | |
| No. of Programs | 12 |
| Programs (Sensor Dry) | Normal, Perm Press, Towels, Delicates, Heavy Duty SteamFresh™, SteamSanitary™, Bedding, Small Load |
| Programs (Manual Dry) | Speed Dry, Air Dry, Downloaded |
| No. of Options | 12 |
| Options | TurboSteam™, Damp Dry Signal, More Time, Less Time, Wrinkle Care, Energy Saver Control Lock, Reduce Static, Signal, Drum Light, Wi-Fi, Remote Start |
| Temperature Settings | High, Medium High, Medium, Low, Ultra Low |
| Drying Levels | Very Dry, More Dry, Normal Dry, Less Dry, Damp Dry |
| Manual Dry Times | 60 min., 50 min., 40 min., 30 min., 20 min., More Time/Less Time |
| FABRIC CARE FEATURES | |
| AI Sensor Dry™ | Yes |
| TurboSteam™ | Yes |
| Precise Temperature Control with Variable Heater | Yes |
| CONVENIENCE FEATURES | |
| LoDecibel™ Quiet Operation | Yes |
| End of Cycle Signal | Yes |
| Drum Light | Yes |
| Reversible Door | Yes |
| FlowSense™ Duct Clogging Sensor | Yes |
| Venting Option | Electric: 4 Way Venting / Gas: 3 Way Venting |
| Leveling Legs | 4 Adjustable Legs |
| Remaining Time Display/Status Indicator(s) | Yes |
| 3 Minute Installation Check | Yes |
| LG THINQ™ TECHNOLOGY | |
| ThinQ Care | Yes |
| SmartDiagnosis™ | Yes |
| Wifi Connectivity | Yes |
| Energy Monitoring | Yes (Wifi) |
| Remote Start and Cycle Monitor | Yes |



AVAILABLE COLORS



BLACK STEEL



| ENERGY | |
|---|--|
| ENERGY STAR® Certified | Yes |
| CEF | 3.94 Electric, 3.49 Gas |
| MATERIALS AND FINISHES | |
| NeveRust™ Stainless Steel Drum | Yes |
| Tub Rear | STS |
| Cabinet | Painted Steel |
| Control Panel | Touch Buttons |
| Door | Glass/Chrome |
| Door Cover | Dark Blue Tinted Square Cover |
| Available Colors | Black Steel (B) |
| POWER SOURCE | |
| Ratings | CSA Listed |
| Electrical Requirements | 120V, 15 Amps (Gas) / 240V, 30 Amps (Electric) |
| Type | Gas/Electric |
| BTU | Gas: 20,000 |
| OPTIONS | |
| Side Venting Kit | 383EEL9001L |
| Sidekick (Miniwash) | WD200CB |
| Pedestal | WDPSB |
| Pedestal (WxHxD) | 29" x 14 1/8" x 30 7/8" (50 9/16 with drawer open) |
| Stacking Kit | KSTK2 |
| DIMENSIONS | |
| Product (WxHxD) | 29" x 40 3/4" x 32 1/8" (59" with door open) |
| Carton (WxHxD) | 31 1/2" x 45 1/8" x 33 7/8" |
| Weight (Product/Carton) Electric | 155 lbs / 170.6 lbs |
| Weight (Product/Carton) Gas | 161 lbs / 171.5 lbs |
| LIMITED WARRANTY | |
| Parts and Labor | 1 Year |
| Drum | 3 Years |
| UPC CODES | |
| DLEX8900B Dryer (Black Steel Electric) | 195174024836 |
| DLGX8901B Dryer (Black Steel Gas) | 195174024843 |
| WM8900HBA Washer (Black Steel) | 195174024829 |
| WDPSB Pedestal (Black Steel) | 048231026468 |
| KSTK2 Stacking Kit (Chrome) | 048231013017 |
| WD200CB Sidekick™ Pedestal Washer (Black Steel) | 048231026482 |

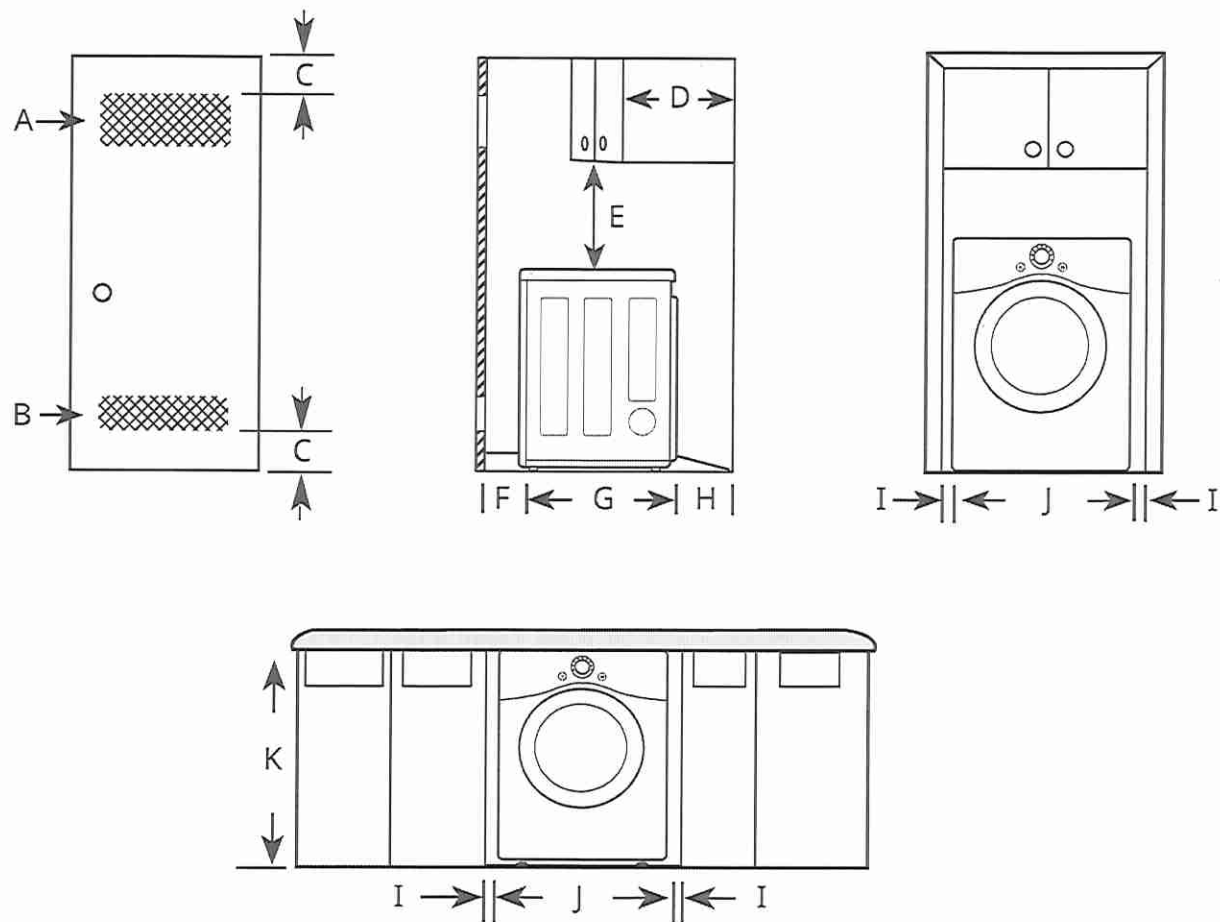
Lot 7

Dimensions and Clearances

The following clearances are recommended for the appliance.

- Additional clearances should be considered for ease of installation and servicing.
- Additional clearances should be considered on all sides of the dryer to reduce noise transfer.

Installation Spacing for Recessed Area or Closet Installation



| - | Description | Dimension/Clearance |
|---|--|-------------------------------------|
| A | Upper Ventilation Opening | ≥ 48 sq. in. (310 cm ²) |
| B | Lower Ventilation Opening | ≥ 24 sq. in. (155 cm ²) |
| C | Distance to Ventilation Opening | ≥ 3" (76 mm) |
| D | Overhead Cabinet Depth | ≤ 14" (356 mm) |
| E | Distance to the Overhead Cabinet/Shelf | ≥ 18" (457 mm) |
| F | Front Clearance | 1" (25 mm) |
| G | Depth | 32 1/16" (815 mm) |
| H | Back Clearance | ≥ 5" (127 mm) |
| I | Side Clearance | ≥ 1" (25 mm) |
| J | Width | 29" (740 mm) |
| K | Height of Cabinet Opening | 40 13/16" (1036 mm) |

LOT 7

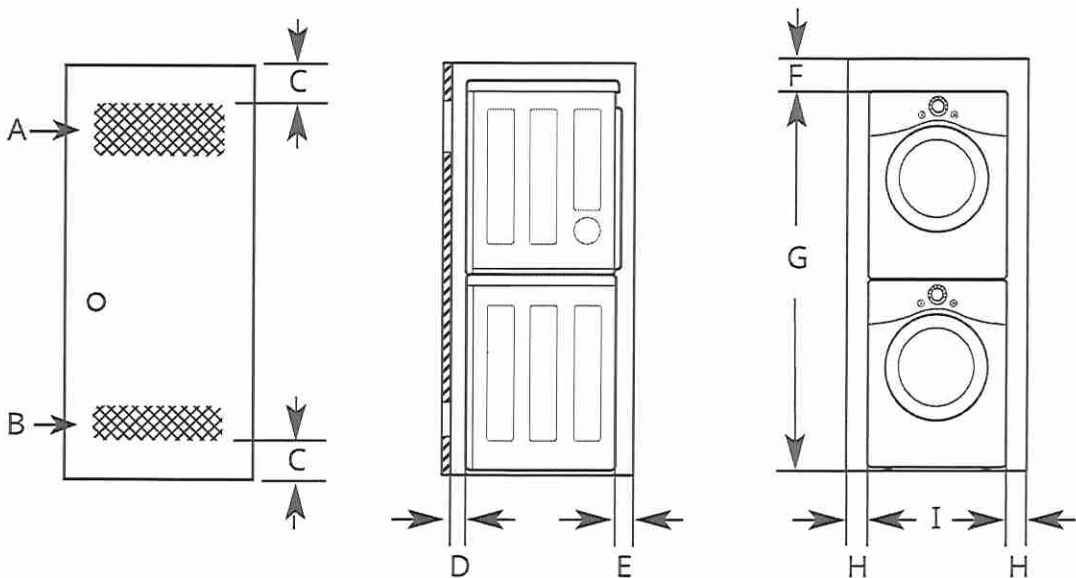
Closet Ventilation Requirements

Closets with doors must have both an upper and lower vent to prevent heat and moisture buildup in the closet. One upper vent opening with a minimum opening of 48 sq. in. (310 cm²) must be installed no lower than 6 feet above the floor. One lower vent opening with a minimum opening of 24 sq. in. (155 cm²) must be installed no more than one foot above the floor. Install vent grilles in the door or cut down the door at the top and bottom to form openings. Louvered doors with equivalent ventilation openings are also acceptable.

NOTE

- There should be at least a little space around the dryer (or any other appliance) to eliminate the transfer of vibration from one appliance to another. If there is enough vibration, it could cause appliances to make noise or come into contact, causing paint damage and further increasing noise.
- No other fuel-burning appliance can be installed in the same closet as a dryer.

Installation Spacing for Recessed Area or Closet, with Stacked Washer and Dryer

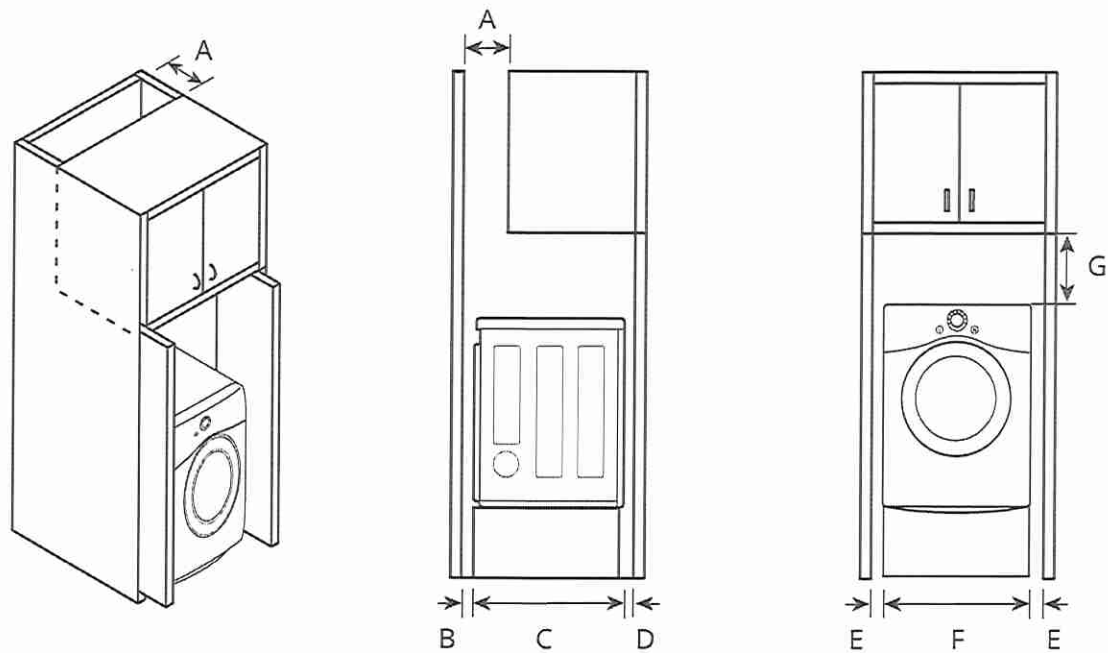


| - | Description | Dimension/Clearance |
|---|--|-------------------------------------|
| A | Upper Ventilation Opening | ≥ 48 sq. in. (310 cm ²) |
| B | Lower Ventilation Opening | ≥ 24 sq. in. (155 cm ²) |
| C | Distance to Ventilation Opening | ≥ 3" (76 mm) |
| D | Front Clearance | ≥ 1" (25 mm) |
| E | Back Clearance | ≥ 5 1/2" (140 mm) |
| F | Top Clearance to the Ceiling | ≥ 6" (152 mm) |
| G | Height to the Top of Stacked Appliances [†] | 81 5/8" (2072 mm) |
| H | Side Clearance | ≥ 1" (25 mm) |
| I | Width [†] | 29" (740 mm) |

[†] Differs depending on the washer dimensions.

LOT 7

Installation Spacing for Cabinet

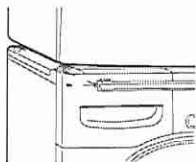


For cabinet installation with a door, minimum ventilation openings in the top of the cabinet are required.

| - | Description | Dimension/Clearance |
|---|------------------------------|---------------------|
| A | Depth of Ventilation Opening | ≥ 7" (178 mm) |
| B | Back Clearance | ≥ 5" (127 mm) |
| C | Depth | 32 1/16" (815 mm) |
| D | Front Clearance | ≥ 1" (25mm) |
| E | Side Clearance | ≥ 1" (25 mm) |
| F | Width | 29" (740 mm) |
| G | Clearance to Top of Cabinet | ≥ 9" (229 mm) |

LOT 7

- 4 Insert the front rail between the bottom of the appliance and the top of the washer. Push the front rail toward the back of the washer until it comes in contact with the side rail stoppers. Install the two remaining screws to secure the front rail to the side rails.



Venting the Dryer

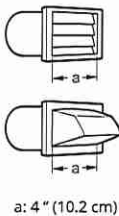
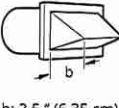
WARNING

- Gas dryers MUST exhaust to the outdoors.
- To reduce the risk of fire, combustion, or accumulation of combustible gases, DO NOT exhaust dryer air into an enclosed and unventilated area, such as an attic, wall, ceiling, crawl space, chimney, gas vent, or concealed space of a building.
- To reduce the risk of fire, DO NOT exhaust the dryer with plastic or thin foil ducting.
- Do not exceed the recommended duct length limitations noted in the chart. Failure to follow these instructions may result in extended drying times, fire or death.

- Do not crush or collapse ductwork.
- Do not allow ductwork to rest on or contact sharp objects.
- If connecting to existing ductwork, make sure it is suitable and clean before installing the dryer.
- Venting must conform to local building codes.
- Use only 4-inch (10.2 cm) rigid, semi-rigid or flexible metal ductwork inside the dryer cabinet and for venting outside.
- The exhaust duct must be 4 inches (10.2 cm) in diameter with no obstructions. The exhaust duct should be kept as short as possible. Make sure to clean any old ducts before installing your new dryer.
- Rigid, semi-rigid or flexible metal ducting is recommended for use between the dryer and the wall. All non-rigid metal transition duct must be UL-listed. Use of other materials for transition duct could affect drying time.
- DO NOT use sheet metal screws or other fasteners which extend into the duct that could catch lint and reduce the efficiency of the exhaust system. Secure all joints with duct tape.

- Ductwork is not provided with the dryer. You should obtain the necessary ductwork locally. The vent hood should have hinged dampers to prevent backdraft when the dryer is not in use.
- The total length of flexible metal duct must not exceed 8 ft. (2.4 m).

Ductwork

| Wall Cap Type | No. of 90° Elbows | Maximum length of 4-inch diameter rigid metal duct |
|---|-------------------|--|
| <div>Recommended</div>  <div>a: 4" (10.2 cm)</div> | 0 | 65 ft. (19.8 m) |
| | 1 | 55 ft. (16.8 m) |
| | 2 | 47 ft. (14.3 m) |
| | 3 | 36 ft. (11.0 m) |
| | 4 | 28 ft. (8.5 m) |
| <div>Use for only short run installations</div>  <div>b: 2.5" (6.35 cm)</div> | 0 | 55 ft. (16.8 m) |
| | 1 | 47 ft. (14.3 m) |
| | 2 | 41 ft. (12.5 m) |
| | 3 | 30 ft. (9.1 m) |
| | 4 | 22 ft. (6.7 m) |

NOTE

- Deduct 6 ft. (1.8 m) for each additional elbow. Do not use more than four 90° elbows.
- In Canada, only those foil-type flexible ducts, if any, specifically identified for use with the appliance by the manufacturer should be used. In the United States, only those foil-type flexible ducts, if any, specifically identified for use with the appliance by the manufacturer and that comply with the Outline for Clothes Dryer Transition Duct, Subject 2158A, should be used.

Routing and Connecting Ductwork

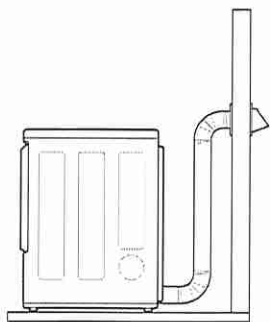
- Follow the guidelines below to maximize drying performance and reduce lint buildup and condensation in the ductwork. Ductwork and fittings are NOT included and must be purchased separately.
- Use 4-inch (10.2 cm) diameter rigid, semi-rigid or flexible metal ductwork.
 - The exhaust duct run should be as short as possible.
 - Use as few elbow joints as possible.

LOT 7

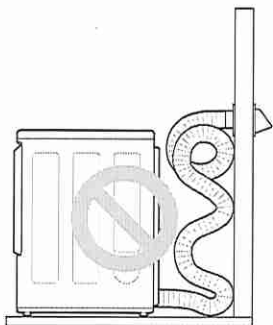
22 INSTALLATION

- The male end of each section of exhaust duct must point away from the dryer.
- Use duct tape on all duct joints.
- Insulate ductwork that runs through unheated areas in order to reduce condensation and lint buildup on duct surfaces.
- Incorrect or inadequate exhaust systems are not covered by the dryer warranty. Dryer failures or service required because of such exhaust systems will not be covered by the dryer warranty.

Correct Venting



Incorrect Venting



Connecting Gas Dryers

⚠ WARNING

- To reduce the risk of fire or explosion, electric shock, property damage, injury to persons, or death when using this appliance, follow requirements including the following:

Electrical Requirements for Gas Models

⚠ WARNING

- This dryer is equipped with a three-prong grounding plug for protection against shock hazard and should be plugged directly into a properly grounded three-prong receptacle. Do

not cut or remove the grounding prong from this plug.

- Do not, under any circumstances, cut or remove the third (ground) prong from the power cord.
- For personal safety, this dryer must be properly grounded.
- This dryer must be plugged into a 120-VAC, 60-Hz. grounded outlet protected by a 15-ampere fuse or circuit breaker.
- Where a standard 2-prong wall outlet is encountered, it is your personal responsibility and obligation to have it replaced with a properly grounded 3-prong wall outlet.

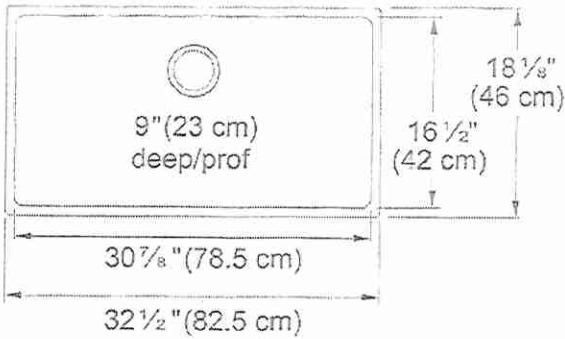

Gas Supply Requirements

⚠ WARNING

- DO NOT attempt any disassembly of the dryer; disassembly requires the attention and tools of an authorized and qualified service technician or company.
- DO NOT use an open flame to inspect for gas leaks. Use a noncorrosive leak detection fluid.
- Gas pressure must not exceed 8-inch (20.4 cm) water column for NG, or 13-inch (33.1 cm) water column for LP.
- Isolate the dryer from the gas supply system by closing its individual manual shutoff valve during any pressure testing of the gas supply at pressures greater than 3.5 kPa.
- Supply line requirements: Your laundry room must have a rigid gas supply line to your dryer. In the United States, an individual manual shutoff valve MUST be installed within at least 6 ft. (1.8 m) of the dryer, in accordance with the National Fuel Gas Code ANSI Z223.1 or Canadian gas installation code CSA B149.1. A 1/8-inch NPT pipe plug must be installed.
- If using a rigid pipe, the rigid pipe should be 0.5-inch IPS. If acceptable under local codes and ordinances and when acceptable to your gas supplier, 3/8-inch approved tubing may be used where lengths are less than 20 ft. (6.1 m). Larger tubing should be used for lengths in excess of 20 ft. (6.1 m).
- To prevent contamination of the gas valve, purge the gas supply of air and sediment before connecting the gas supply to the dryer. Before tightening the connection between the gas supply and the dryer, purge remaining air until the odor of gas is detected.

LOT 7

Brookmore Undermount Sink - BSU1832-9 | 122.0637.645



Brookmore Collection 32.5-in x 18.2-in Undermount Single Bowl Stainless Steel Kitchen Sink. The Brookmore stainless steel sink collection will create something truly unique that fits both prepping and cleaning needs. Made with high-quality 18-gauge stainless steel with a rich chromium content that helps shield the material from corrosion and prevents bacterial growth. The undermount sink style provides a sleek, modern look and makes cleaning up spills and messes easy. The spacious 9" deep bowl is perfect for soaking and washing stacks of dishes, and the sound-dampening system goes to work to reduce the noise caused by a garbage disposal or running water.

| Aspect | |
|--------------------------------|-----------------|
| Sink type | Sink |
| Type of material | Stainless steel |
| Number of bowls | 1 |
| Color | Steel |
| Surface finish | Pearl |
| Product Dimensions | |
| Length (right to left) | 32.48 |
| Width (front to back) | 18.11 |
| Large bowl size: right to left | 30.906 |
| Large bowl size: front to back | 16.535 |
| Large bowl: depth | 9 |
| Installation | |
| Minimum cabinet size | 33" |
| Product specifications | |
| Installation type | Undermount |
| Drain hole | 3 1/2" |
| Position of drainer | No drainer |
| Product identification | |
| Product brand | Kindred |
| Collection | Brookmore |
| Certified by | IAPMO |
| Features | |
| Drainers number | No drainer |
| Product reversibility | No |
| Faucet ledge | No |

LOT 7 • Kitchen
• Main Sink

Initial DS
VJS PH

| | |
|----------------------------|----------------|
| Strainer assembly included | Yes |
| Strainer Assembly | Manual |
| Overflow | No |
| Number of faucet holes | No faucet hole |
| Soap dispenser hole | No |

Initial

VJS

DS

PH

LOT 7 - P92.
Kit. Sink

Bottom Grid - BG531S | 112.0624.284



Stainless Steel Bottom Grid for Kindred Sink 15-in x 29.5-in. Compatible with select Kindred stainless steel sinks, this custom fit sink grid protects the surface of your sink from scratches and provides additional workspace for food preparation.

Aspect

| | |
|------------------|-----------------|
| Type of material | Stainless steel |
| Color | Stainless steel |
| Sub-category | Rack |


Initial

VJS

DS

PK

LOT 7 Kitchen
main sink
Grid



SKU 527486

✓ SKU #527486

METAL FINISH

PVI



SPECIAL COLOURS Matte Black



 APPLY SELECTION TO PAGE

Pot Filter



Initial
VJS

DS
PH

SKU 442892

VOIC

Faucet

Lot 7 Kit.

BLANCO

Faucet Specifications

Colour

Matte Black

SKU

442992

CATRIS FLEXO Filter

Special colours

Product Features

- Pull-down, insulated handspray with dual selectable spray patterns
- 360° swivel provides extended range
- Flexible silicone hose provides optimal range of motion
- Can be paired to RO water filtration systems
- Ceramic disc cartridge
- 1.5 GPM (Gallons Per Minute) flow rate

Planning information

Certified to NSF 61/372 standard

Can be paired to RO water filtration systems

Filter not included

1 3/8" diameter drilled faucet hole required for installation

Codes & Standards

ASME A112.18.1/CSA B125.1, NSF/ANSI/CAN 61, NSF/ANSI 372 listed, AB 1953, AB 100, CEC, CalGreen, George SB 370 compliant

Optional Accessories

| | |
|---------------------------|--------|
| Soft L Filter Set | 443274 |
| Microplastic S Filter Set | 443275 |
| Filter Flowmeter | 443276 |

Warranty

Limited lifetime warranty on all sinks and faucets. One-year warranty on all accessories and soap dispensers.

Code/Standards Compliance

BLANCO sinks and faucets are third-party tested and certified to CSA, cUPC, ANSI/ASME, IAPMO and NSF standards and listed by applicable certification bodies. For more information on individual product listings, contact our office or listing organization.



Need support? Learn more by watching our sink & faucet How-to videos:

<https://www.blanco.com/ca-en/support/how-to-videos/how-to-videos-for-sinks/>



BLANCO Canada Inc
100 Corporation Drive
Brampton ON L6S 6B5

Tel & Fax

Tel: 905-494-2400 Toll free: 1-877-425-2626

Fax: 905-494-2425 Toll free: 1-877-825-2626

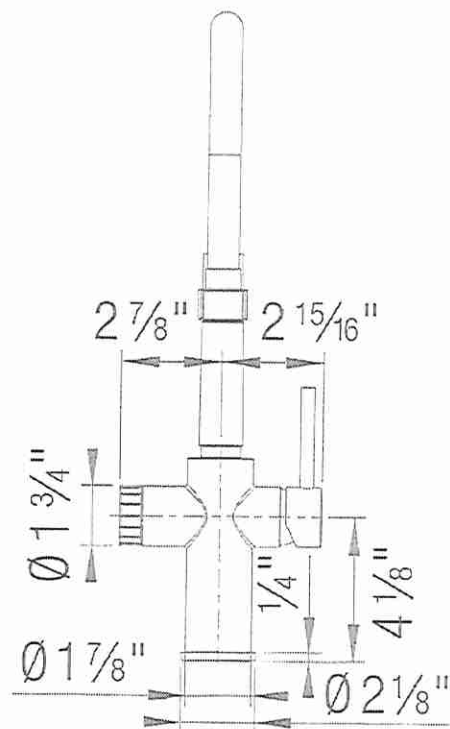
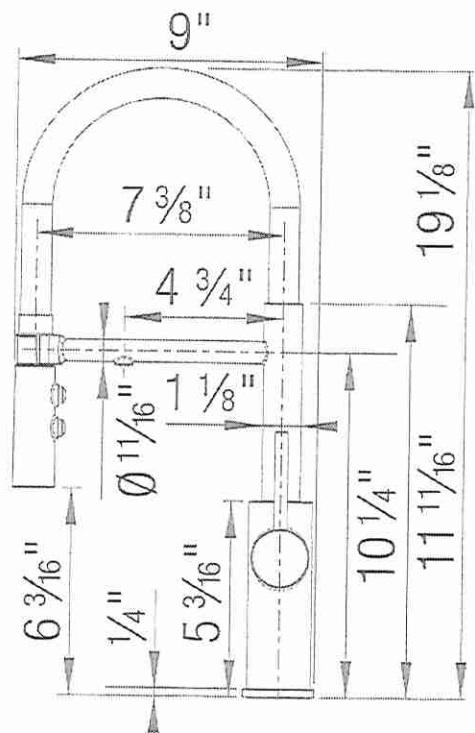
While BLANCO strives to provide accurate information, all images and dimensions in this document are intended for reference only and are subject to change at any time without notice. This document is not intended for use as an installation guide. For technical installation details, refer to installation instructions provided with the product. BLANCO assumes no responsibility for the use of superseded or voided specifications.

Initial DS
VJS PH

✓OK

LOT 7
Kit. Faucet

CATRIS FLEXO Filter
Special colours




Initial DS
VJS PR

✓OK

LOT 7
Kit Faucet

BLANCO

BLANCO DRINK FILTER STARTER SET



2 - 8 bar
29 - 116 psi

Initial
VJS

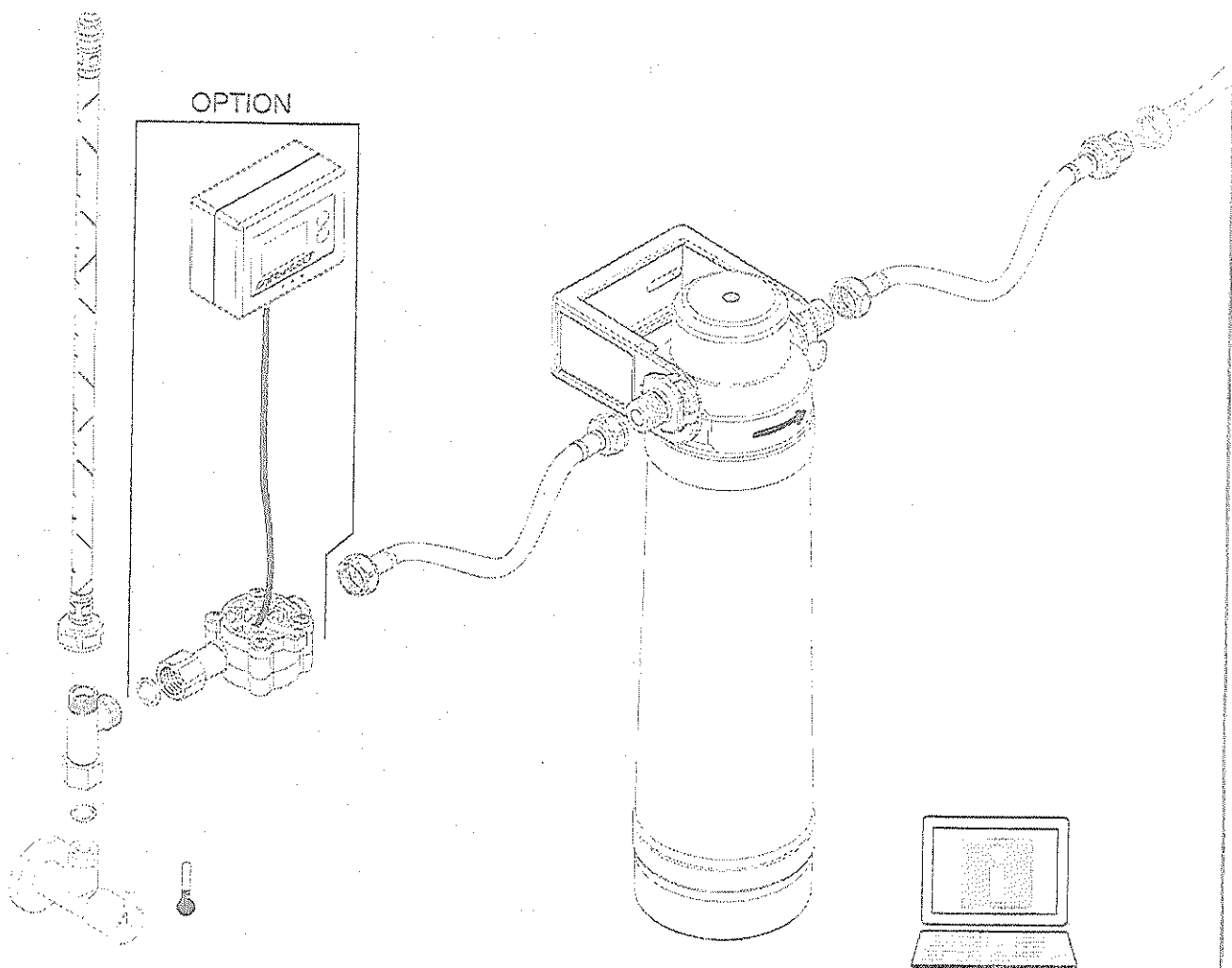
DS
PH

LOT 7 . w Kit.
Faucet


1




BLANCO DRINK FILTER STARTER SET




www.bianco.com/sos



PH 2





1x 3/4" (19 mm)
2x 5/8" (16 mm)

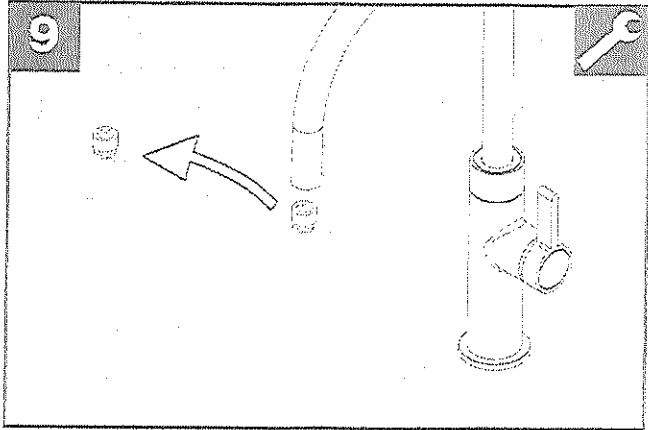
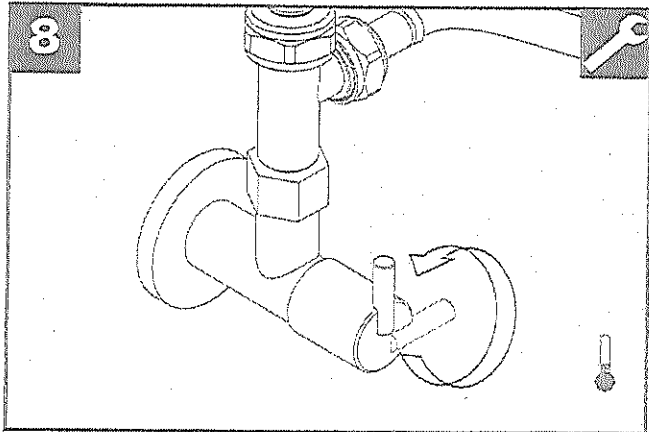
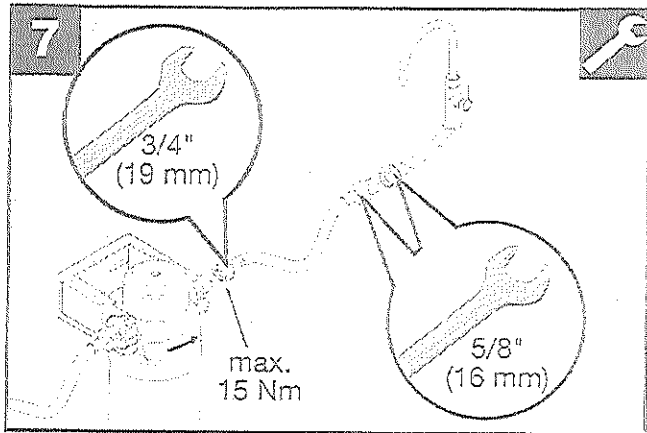
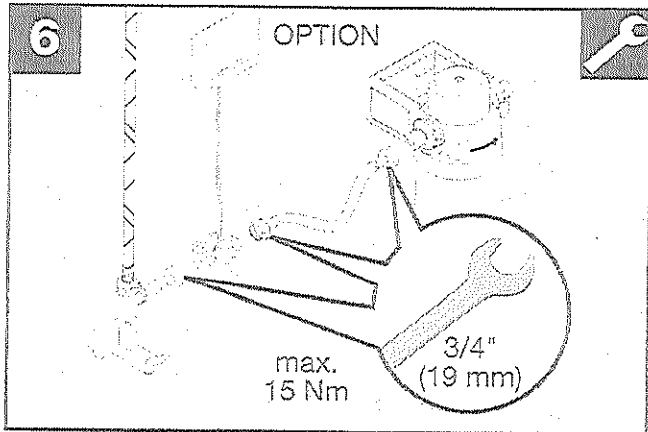
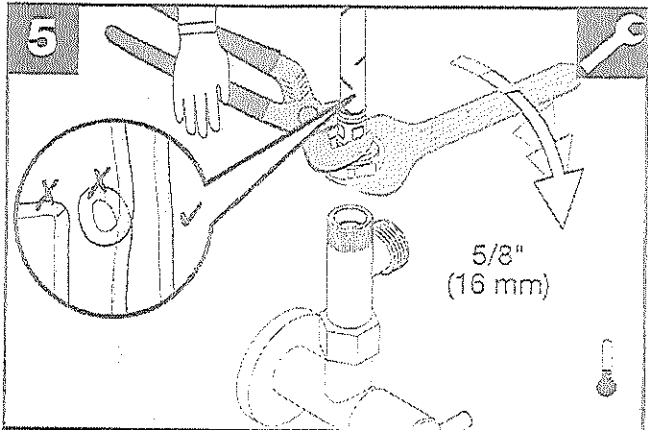
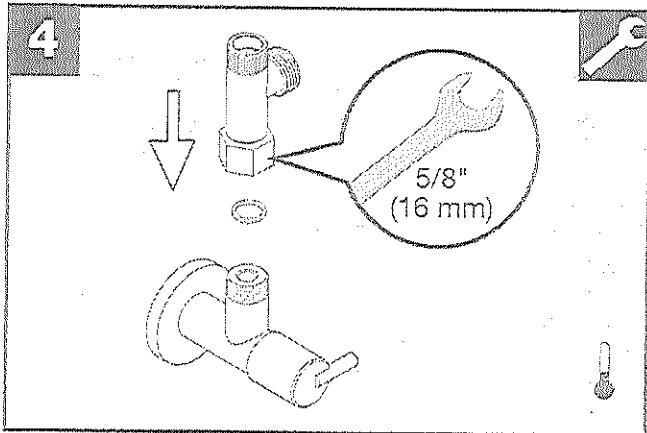
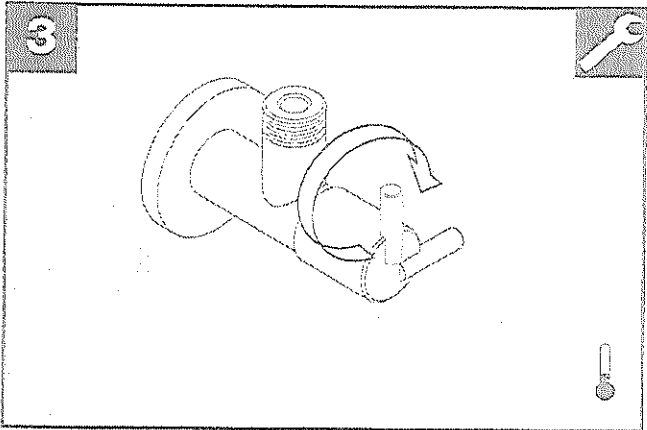
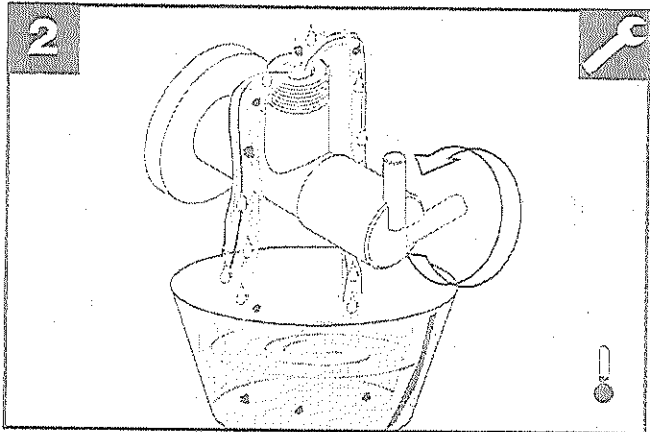
Initial

VJS

DS

PH

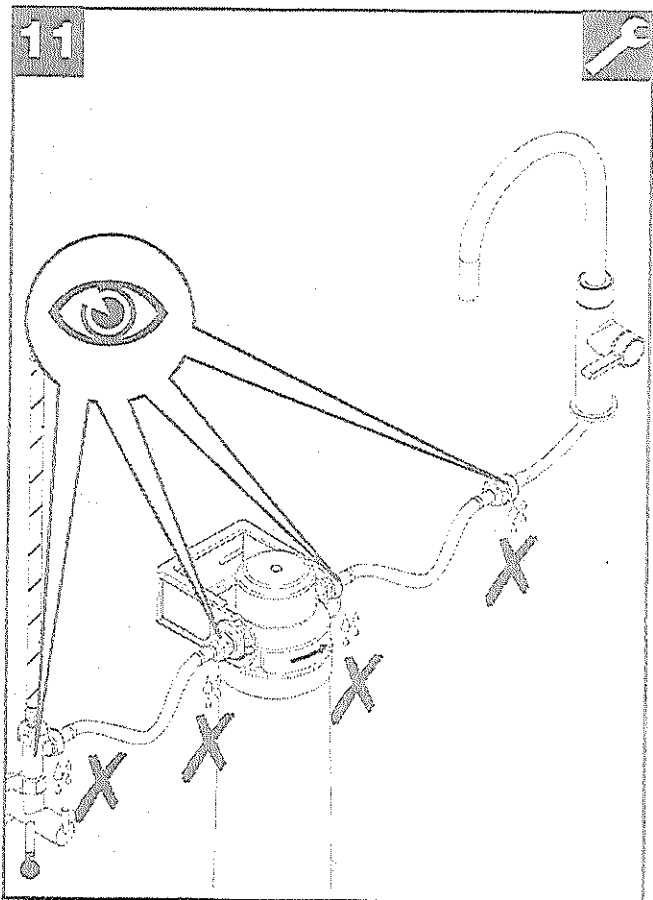
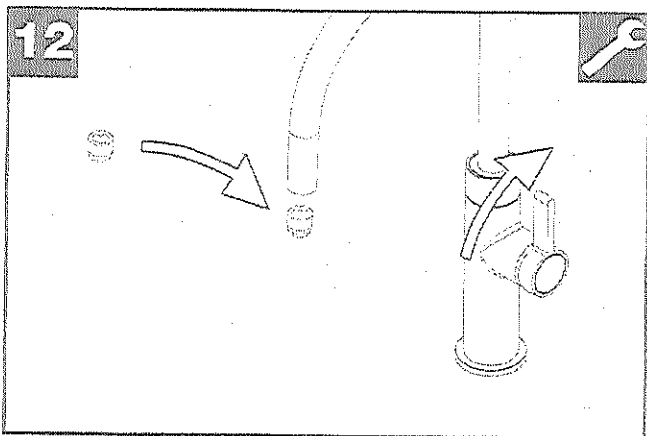
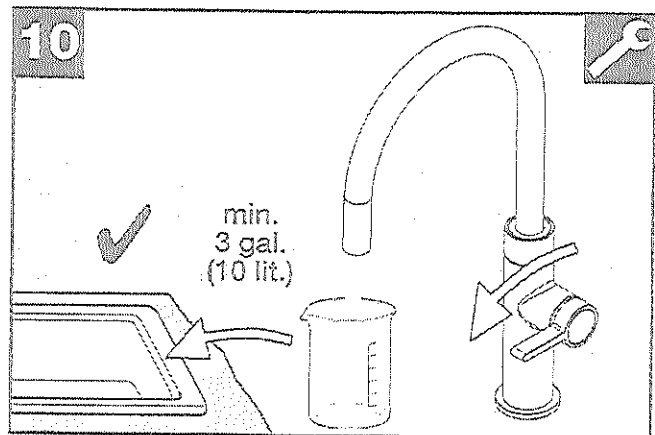
LOT 7



Initial
VJS

DS
PH

LOT 7



BLANCO
www.blanco.com

BLANCO America Inc.
110 Mount Holly Bypass
Lumberton, New Jersey 08048
Toll free phone: 1-800-451-5782
Toll free fax: 1-800-213-1963
service.us@blanco.com

BLANCO Canada Inc.
100 Corporation Drive
Brampton, Ontario L6S 6B5
Toll free phone: 1-877-425-2626
Toll free fax: 1-877-825-2626
service.ca@blanco.com

LOT 7



Faucet Specifications

| Colour | SKU |
|------------------|--------|
| Satin Gold | 527488 |
| Satin Dark Steel | 527487 |
| PVD Steel | 527484 |
| Satin Platinum | 448254 |

BLANCOCULINA II Pot Filler
PVD

make BIK
527480

Product Features

- Wall mount, cold water pot filler
- Articulated arm extends 20" and swivels 180°
- Two single lever handles with dual shut-off valves
- Solid brass construction
- 1.5 GPM (Gallons Per Minute) flow rate


Planning information

Requires threaded nipple with 1/2" outer diameter
(not included)

Warranty
Limited lifetime warranty on all sinks and faucets. One-year warranty on all accessories and soap dispensers.

Code/Standards Compliance
BLANCO sinks and faucets are third-party tested and certified to CSA, cUPC, ANSI/ASME, IAPMO and NSF standards and listed by applicable certification bodies. For more information on individual product listings, contact our office or listing organization.

 Need support? Learn more by watching our sink & faucet How-to videos:
<https://www.blanco.com/ca-en/support/how-to-videos/how-to-videos-for-sinks/>

| | | |
|---|---|---|
|  | BLANCO Canada Inc 100 Corporation Drive Brampton ON L6S 6B5 | Tel & Fax Tel: 905-494-2400 Toll free: 1-877-425-2626 Fax: 905-494-2425 Toll free: 1-877-825-2626 |
|---|---|---|

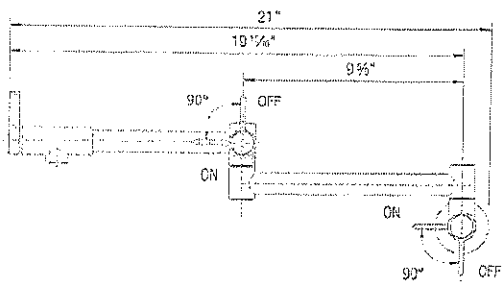
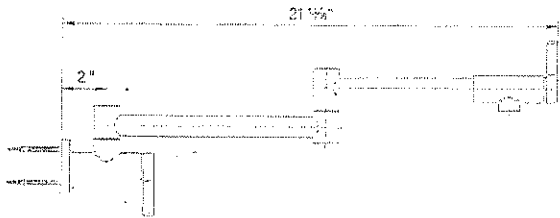
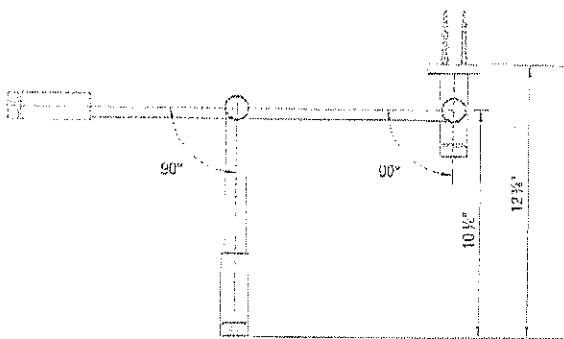
While BLANCO strives to provide accurate information, all images and dimensions in this document are intended for reference only and are subject to change at any time without notice. This document is not intended for use as an installation guide. For technical installation details, refer to installation instructions provided with the product. BLANCO assumes no responsibility for the use of superseded or voided specifications.

Initial
VJS

DS
PH

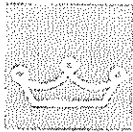
LOT 7
POT Filler

BLANCOCULINA II Pot Filler
PVD



Initial DS
VJS PH

Lot 7
Pot Filler.

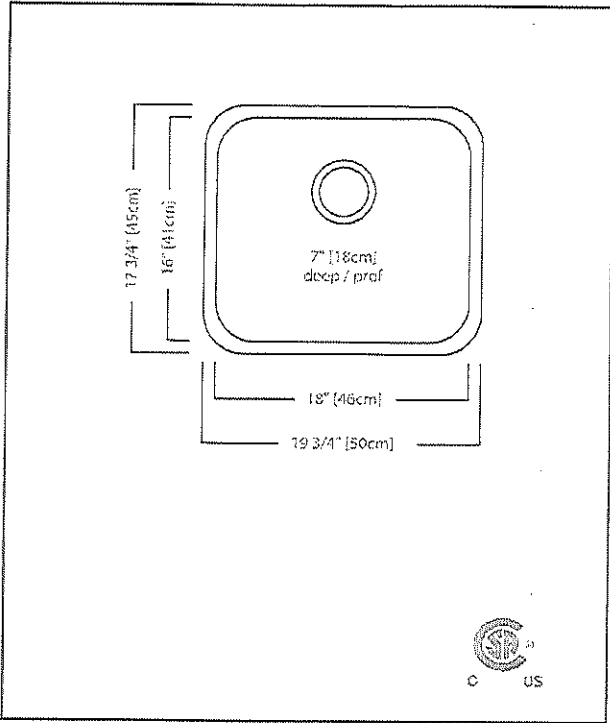



KINDRED

REGINOX

SINGLE BOWL 20 GAUGE UNDERMOUNT
MODEL: RSU1820-7

- ✓ Seamless profile brings sleek style to any kitchen
- ✓ Sound dampening system that reduces excess noise from running water and disposal vibration
- ✓ Gently sloping corners make cleaning a breeze
- ✓ Resilient finish offers lasting durability



TECHNICAL FEATURES

| | |
|------------------------|---|
| OVERALL SINK SIZE (OD) | 17 3/4" FB x 19 3/4" LR |
| BOWL SIZE (ID) | 16" FB x 18" LR x 7" DP |
| MINIMUM CABINET SIZE | 21" |
| MATERIAL | 20 Gauge |
| CORNER RADIUS | 70 mm |
| STAINLESS STEEL FINISH | Linear Finish Bowl with Silk Finished Rim |
| DRAIN HOLE LOCATION | Rear |
| INSTALLATION TYPE | Undermount |
| SOUND COATING | Sound pads |
| WEIGHT | 7.9lbs |
| WARRANTY | Limited Lifetime |
| COUNTRY OF ORIGIN | Canada |

INCLUDED / OPTIONAL ACCESSORIES

| | |
|-----------------|-----------------|
| STRAINER BASKET | 1135 - INCLUDED |
| BOTTOM GRID | BG115 |

FRANKE KINDRED CANADA LIMITED | (TEL) 1-866-687-7465 | KINDRED-SINKWARE.COM

Initial
VJS

DS
PK

LOT 7 . Std. Bar Sink
@ servery.

CATENA
RECTANGULAR UNDERMOUNT SINK
4210CIY Undermount Sink

- PRODUCT SPECS:
- Vitreous china
 - Front overflow hole
 - Template supplied
 - Mounting clips not included

DIMENSIONS:

Outer:
510mm W x 390mm D x 190mm H
20" W x 15 1/2" D x 7 1/2" H

Inner:
458mm W x 340mm D x 140mm H
18" W x 13 1/4" D x 5 1/2" H

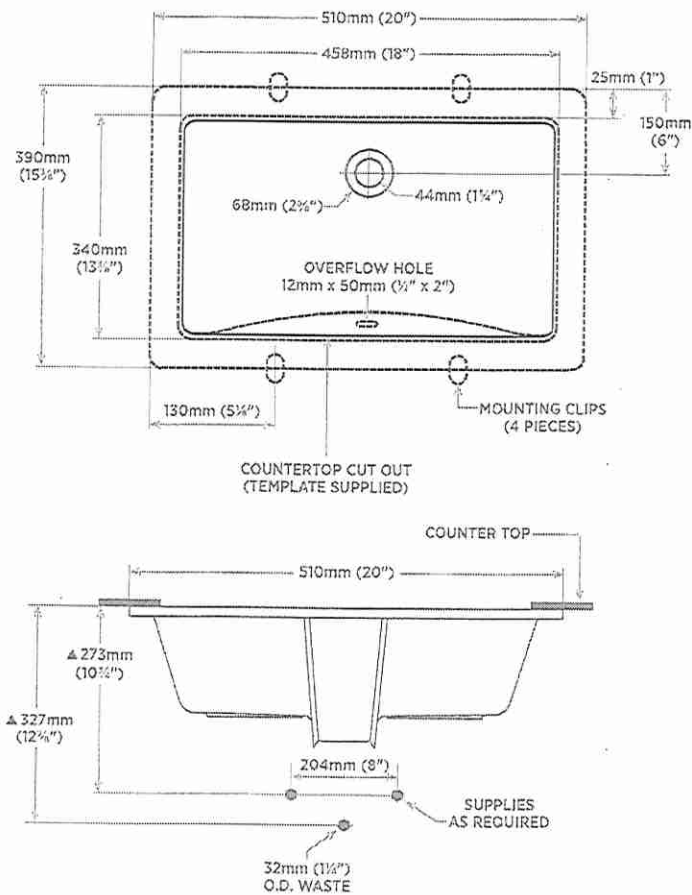
COMPLIANCE CERTIFICATIONS

Meets or exceeds the following:

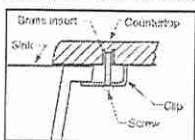
- IAPMO cUPC
- ASME A112.19.2 / CSA B45.1
- ADA Guidelines & ANSI A117.1
- OBC Section 3.8 Barrier Free design and CSA B651 Standard

SHIPPING

Cube 1.72
GW 27 lbs



DETAIL OF MOUNTING CLIP

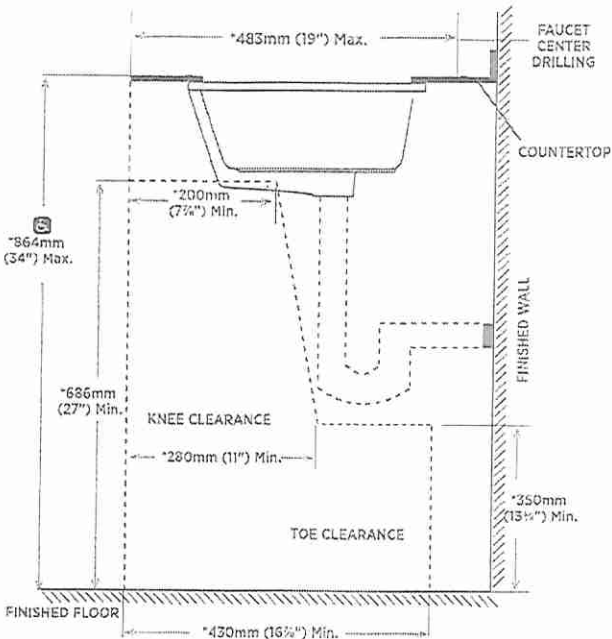
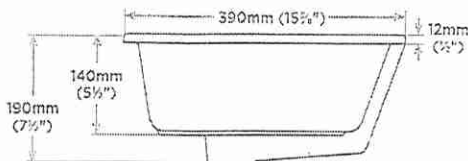


Note:
▲ Dimensions shown for location of supplies and "P" trap are suggested.



TO BE SPECIFIED
Colour:
Soft White

NOTES: Dimensions of fixtures are nominal and may vary within the range of tolerances established by ASME standard A112.19.2. These measurements are subject to change or cancellation. No responsibility is assumed for use of superseded or voided pages.
Products are designed to comply with ADA/ANSI A117.1, CSA B651 Standard and OBC barrier-free requirements. It shall be the responsibility of the installer to comply with the local disability codes and standards prior to installing the product.



NOTE: * Starred measurements comply with ADA and OBC barrier free accessibility requirements.

REVISED JULY 2020

contrac 5970 CHEDWORTH WAY, UNIT B, MISSISSAUGA, ONTARIO, CANADA L5R 4G5 | CONTRAC.CA

Initial DS
VJS PH

Lot 7 - Vanities

OK

ABBI
16 1/2" ROUND VESSEL SINK

- ☒ 4500ARW Round Vessel Sink, Soft White
- ☐ 4500ARW-077 Round Vessel Sink, Matte Black
- ☐ 4500ARW-088 Round Vessel Sink, Slate Grey

PRODUCT SPECS

- Vitreous china
- Single hole faucet drilling
- Front overflow
- Template supplied
- Faucet not included

DIMENSIONS


424mm W x 424mm D x 194mm H
16 1/2" W x 16 1/2" D x 7 1/4" H

COMPLIANCE CERTIFICATIONS

Meets or exceeds the following:
- IAPMO cUPC
- ASME A112.19.2 / CSA B45.1

SHIPPING

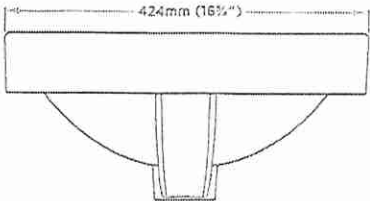
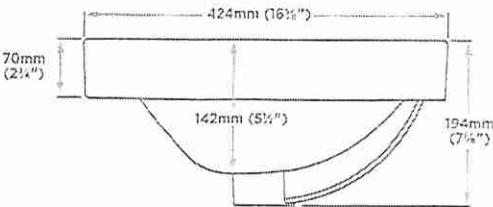
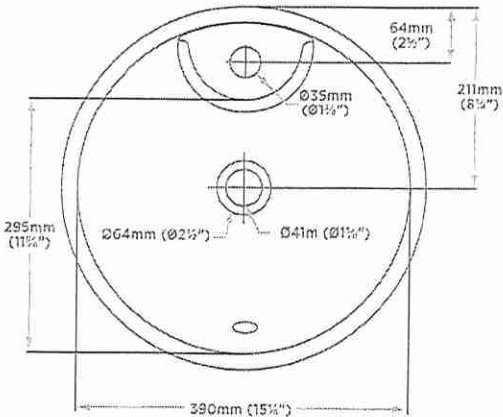
Cube 1.70
GW 21.05 lbs



TO BE SPECIFIED

- Colour:
- ☒ Soft White
 - ☐ Matte Black
 - ☐ Slate Grey


NOTES: Dimensions of fixtures are nominal and may vary within the range of tolerances established by ASME standard A112.19.2. These measurements are subject to change or cancellation. No responsibility is assumed for use of superseded or voided pages.



Initial DS
VJS Pth

LOT 7 - Powder

VolK



Model: 6198BL

Align Matte Black One-Handle High Arc Bathroom Faucet

Align faucets and accessories bring a refreshed Modern look to your home. Use them in large master baths or small powder rooms. The simple lines and contemporary style are beautiful. A full line of coordinating products is available to complete the look of your bath. The clear laminar stream produces a beautiful water presentation.

Where to Buy



Vok

LOT 7 Powder

Align Matte Black One-Handle High Arc Bathroom Faucet

Where to Buy

Vok

MOEN®

There is more than one version of this model.
Page down to identify the version you have.

DESCRIPTION

- Metal construction with various finishes identified by suffix
- Flexible supply lines with 3/8" compression fittings
- Includes metal pop-up waste assembly
- Includes optional 3 hole deck plate (escutcheon)
- Includes Red/Blue Temperature Indicators

OPERATION

- Lever style handle
- Temperature controlled by 100° arc of handle travel

FLOW

- Water usage is limited to these maximum flow rates as indicated by the corresponding product markings
 - 6190 series flow limited to 1.2 gpm max (4.5 L/min) at 60 psi
 - 6198 series flow limited to 1.0 gpm max (3.8 L/min) at 60 psi

CARTRIDGE

- 1255™ Duralast™ cartridge
- Nonmetallic/nonferrous and ceramic material

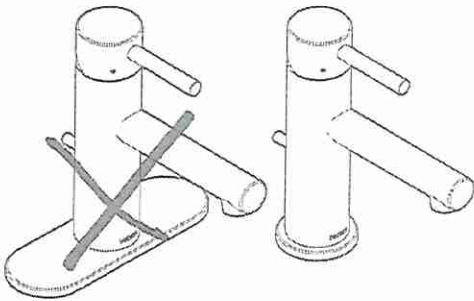
STANDARDS

- Third party certified to WaterSense®, ASME A112.18.1/CSA B125.1, and all applicable requirements referenced therein
- Certified to NSF 61/9 & 372
- Products marked with 1.2 gpm are compliant with California water efficiency regulations
- Complies with California Proposition 65 and with the Federal Safe Drinking Water Act
- ADA ♿ for lever handle

WARRANTY

- Lifetime limited warranty against leaks, drips and finish defects to the original homeowner
 - 10 year limited warranty when used in a multifamily installation
 - 5 year limited warranty when used in a commercial installation
- Visit www.moen.com/support for complete details and limitations

Specifications

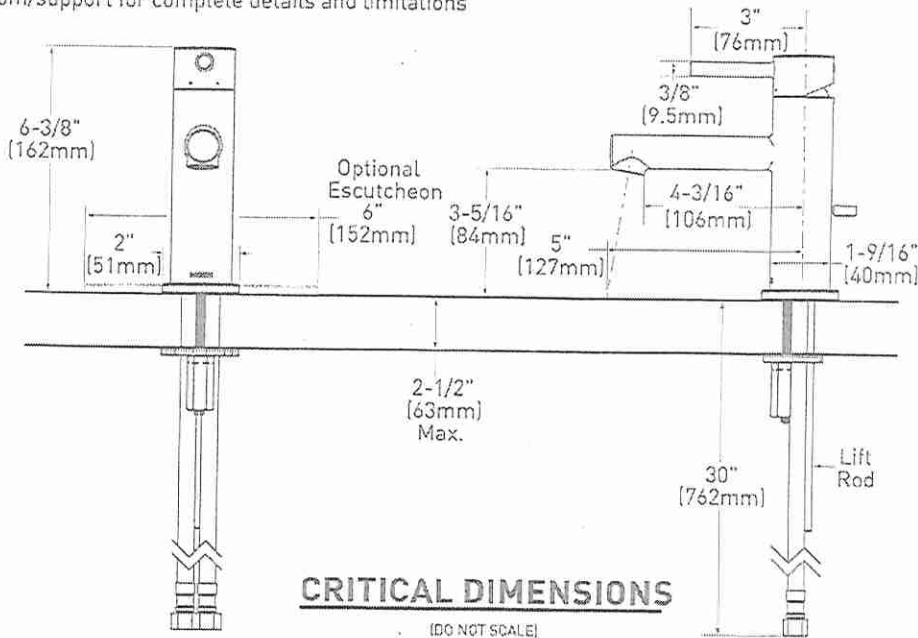


ALIGN™

Single-Handle Lavatory Faucet

Models: 6190 series
6198 series

NOTE: THIS FAUCET IS DESIGNED
TO BE INSTALLED THROUGH 1 HOLE,
1-1/4" MIN. DIA.



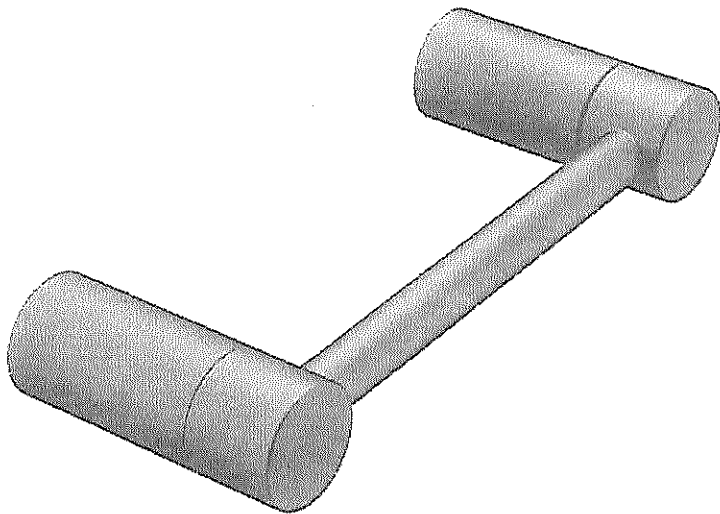
Rev. 06/24

FOR MORE INFORMATION CALL: 1-800-BUY-MOEN
www.moen.com

LOT 7 Powder

VOK

Initial DS
VJS PH



Model: YB0408BL

Align Matte Black Pivoting Toilet Paper Holder

Align faucets and accessories bring a refreshed Modern look to your home. Use them in large master baths or small powder rooms. The simple lines and contemporary style are beautiful. A full line of coordinating products is available to complete the look of your bath. The clear laminar stream produces a beautiful water presentation.

[Where to Buy](#)

| | |
|---------|----|
| Initial | DS |
| VJS | PH |



LOT 7 Powder

Align Matte Black Pivoting Toilet Paper Holder

[Where to Buy](#)

ALIGN™ Technical Specification

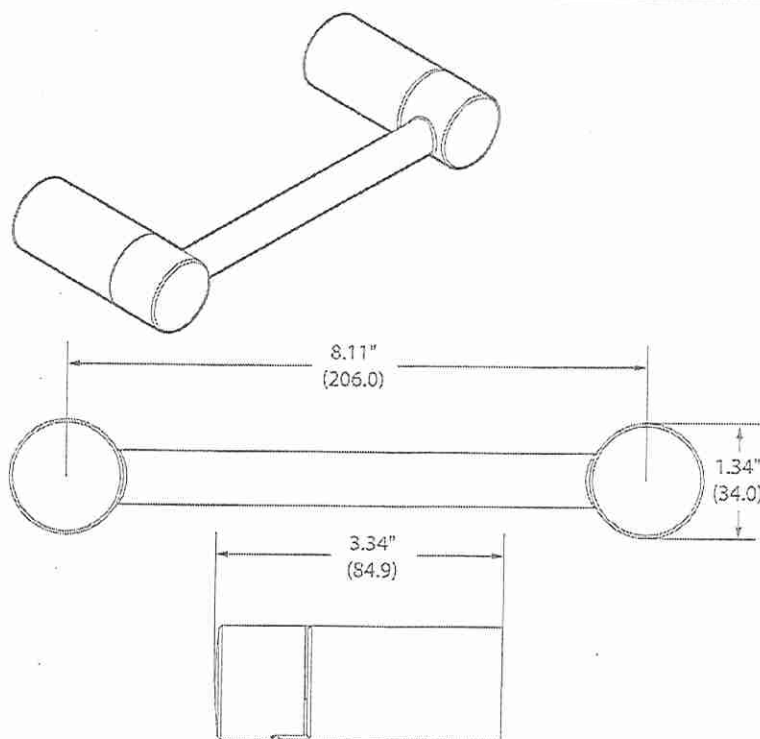
Pivoting Paper Holder

YB0408

Stock Numbers:

- ☐ YB0408CH – Pivoting Paper Holder
Chrome Finish
- ☐ YB0408BN – Pivoting Paper Holder
Brushed Nickel Finish
- ☐ YB0408BL – Pivoting Paper Holder
Matte Black Finish
- ☐ YB0408BG – Pivoting Paper Holder
Brushed Gold Finish

Dimensions:



Materials:

Pivoting Paper Holder is constructed of zinc.

Installation Instructions:

1. Position the mounting template on the wall in the desired location.
2. Using a level, align the template and tape it to the wall.
3. Drill two 1/4" holes at each mounting post location that corresponds to your product. (We recommend using the horizontal holes for drywall installation).
4. Remove the template from the wall.
5. Lightly tap anchors until flush with the wall.
6. Remove mounting posts from the product assemblies by loosening each setscrew.
7. One at a time, place each mounting post over anchors (notching facing downward) and insert screws through post into anchors.
8. Tighten screws.

Cleaning Instructions:

To preserve the fine finish of this product, clean only with a soft damp cloth. Dry well. Do not use commercial or abrasive cleaners.

MOEN®

Stock Number: _____ YB0408 Pivoting Paper Holder
By MOEN

25300 AL MOEN DRIVE • NORTH OLMSTED, OH 44070
CORPORATE HEADQUARTERS: (800) 321-8809 • FAX: (800) 848-6636
INTERNATIONAL: (440) 962-2000 • FAX: (440) 962-2726
CUSTOMER SERVICE (USA): (800) 882-0116 • FAX: (888) 379-2720
WWW.MOEN.COM ©Copyright Moen, Inc.

LOT 7 Powder

Initial DS
VJS PH

✓OK

ALIGN™ Technical Specification

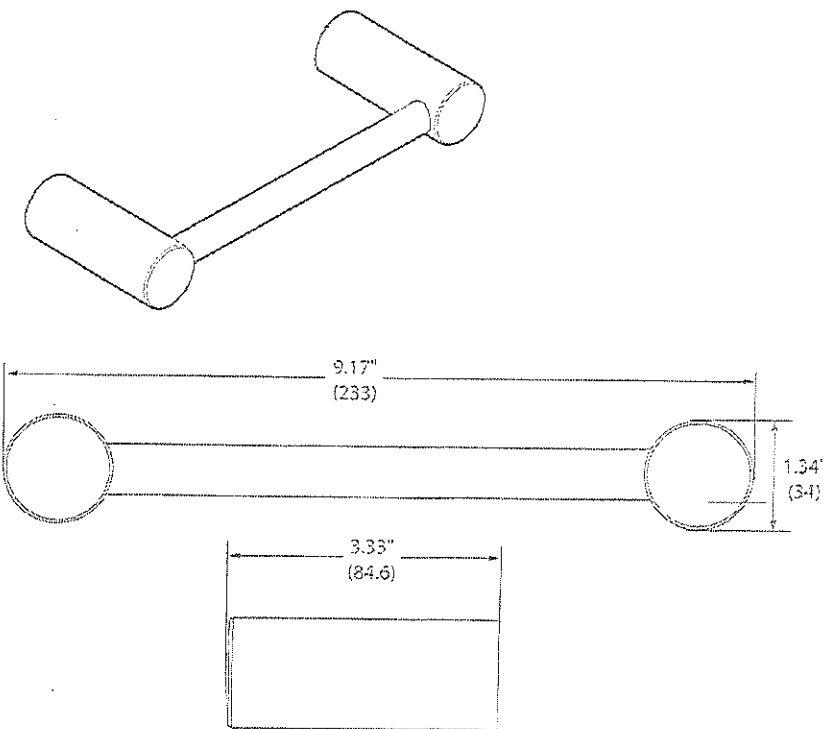
Hand Towel Bar

YB0486

Stock Numbers:

- ☐ YB0486CH – Hand Towel Bar
Chrome Finish
- ☐ YB0486BN – Hand Towel Bar
Brushed Nickel Finish
- ☐ YB0486BL – Hand Towel Bar
Matte Black Finish
- ☐ YB0486BG – Hand Towel Bar
Brushed Gold Finish

Dimensions:



Materials:

Hand Towel Bar Posts are constructed of zinc. Bar is constructed of stainless steel.

Installation Instructions:

1. Position the mounting template on the wall in the desired location.
2. Using a level, align the template and tape it to the wall.
3. Drill two 1/4" holes at each mounting post location that corresponds to your product. (We recommend using the horizontal holes for drywall installation).
4. Remove the template from the wall.
5. Lightly tap anchors until flush with the wall.
6. Remove mounting posts from the product assemblies by loosening each setscrew.
7. One at a time, place each mounting post over anchors (notching facing downward) and insert screws through post into anchors.
8. Tighten screws.

Cleaning Instructions:

To preserve the fine finish of this product, clean only with a soft damp cloth. Dry well. Do not use commercial or abrasive cleaners.

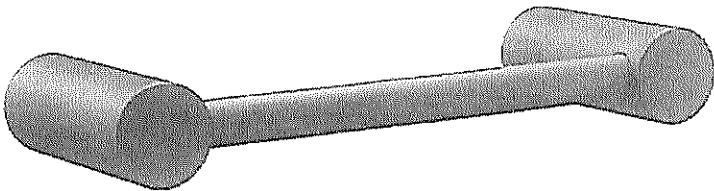
MOEN®

Stock Number: _____ YB0486 Hand Towel Bar
By MOEN

25300 AL MOEN DRIVE • NORTH OLMSTED, OH 44070
CORPORATE HEADQUARTERS: (800) 321-8809 • FAX: (800) 848-6636
INTERNATIONAL: (440) 962-2000 • FAX: (440) 962-2726
CUSTOMER SERVICE (USA): (800) 882-0116 • FAX: (888) 379-2720
WWW.MOEN.COM ©Copyright Moen, Inc.

Initial DS
VJS PH

Lot 7 Powder



Model: YB0486BL

Align Matte Black Hand Towel Bar

Align faucets and accessories bring a refreshed Modern look to your home. Use them in large master baths or small powder rooms. The simple lines and contemporary style are beautiful. A full line of coordinating products is available to complete the look of your bath. The clear laminar stream produces a beautiful water presentation.

[Where to Buy](#)



Initial

VJS

DS

PH

LOT 7 Powder

Align Matte Black Hand Towel Bar

[Where to Buy](#)