

NOTE:
HEEL ON ALL TRUSSES
(SEE MANUFACTURER) ALL
UNDERSIDE OF FASCIA TO
BE FLUSH WITH TOP PLATE

PROVIDE MAXIMUM VENT AND
INSTALL AS PER 9.19.1 OF THE O.B.C.
(MIN. 25% AT TOP AND MIN. 25% AT BOTTOM)

UNPROTECTED OPENINGS:
PROPERTY SET BACK 1.2m, ALLOWABLE 7 %
AREA OF EXPOSED BUILDING FACE - 66 m. sq.
AREA OF UNPROTECTED OPENINGS - 2.7 m. sq.
PERCENTAGE OF UNPROTECTED OPENINGS - 4.1 %

ELEVATION A - RIGHT
SCALE: 3/16" = 1'-0"

LOT: XXXX
DATE: XX/XX/XXXX



A - ALL CONTRACTORS SHALL PERFORM THEIR WORK WHETHER DESCRIBED OR NOT, ACCORDING TO THE APPLICABLE BUILDING CODE REQUIREMENTS AND MUNICIPAL REGULATIONS.
B - THE GENERAL CONTRACTOR SHALL CHECK AND VERIFY ALL DIMENSIONS AND REPORT ERRORS AND OMISSIONS TO VALECRAFT'S ARCHITECTURAL DEPARTMENT.
C - NO DIMENSION SHOULD BE SCALED ON DRAWINGS.
D - THE GENERAL CONTRACTOR OR SUB-CONTRACTORS WILL BE HELD RESPONSIBLE FOR ALL WORK DONE ON THE CONSTRUCTION SITE.
E - THIS DRAWING IS TO BE USED IN CONJUNCTION WITH SCHEDULE B-1A AND ANY 680'S AND MAY SHOW ONLY SOME OF THE CHANGES DETAILED ON THAT DOCUMENT. SHOULD THE DRAWINGS NOT SHOW ALL ITEMS CONTAINED ON A SCHEDULE OR MISS OTHER ITEMS ALTOGETHER, THE SCHEDULE IS CONSIDERED THE GOVERNING DOCUMENT.

I, MARC-ANDRE DECOEUR, ARCHITECTURAL MANAGER FOR VALECRAFT HOMES LTD., HAVE REVIEWED THE FOLLOWING DOCUMENTS AND TAKE RESPONSIBILITY FOR THE DESIGN ACTIVITIES.

PERSONAL BCIN #44555
TARIION REGISTRATION NUMBER #611
** SEE SIGNED SCHEDULE 1: DESIGNER INFORMATION FORM **

REV-NO.	DESCRIPTION	DATE	BY
REV-2	AS PER STRUCTURAL	09/17/2018	VH
REV-1	NEW STANDARD DRWG MODIFICATION	15/01/2018	DOYON

EXTERIOR FINISH LEGEND:

- B - BRICK (MAIN)
- B1 - BRICK SOLDIER COURSE (ACCENT)
- B2 - BRICK SOLDIER COURSE (ACCENT) + 20mm PROUD
- B3 - BRICK SLEEPER COURSE
- B4 - STACK BOND (ACCENT)
- B5 - BRICK SILL (ACCENT)
- B6 - BRICK ROW LOCK (ACCENT)
- B7 - BRICK CORRELLING
- B8 - BRICK COINING 20mm PROUD
- +20 - BRICK 20mm PROUD
- 20 - BRICK 20mm RECESSED
- S - SIDING (HORIZONTAL)
- ST - STONE VENEER
- T - TRIM 200mm COVE SIDING
- AF - ALUMINUM FASCIA
- AC - ALUMINUM CLADDING
- AB - 48" ALUMINUM BAND
- AS - ASPHALT SHINGLES
- F - FLASHING
- V - ROOF VENT (MAXIMUM)
- P - PARGING
- PC - PARGING
- PCH10 - PRECAST HEADER 10"
- PCH8 - PRECAST HEADER 8"
- PCS - PRECAST SILL
- PCB - PRECAST BAND
- VS - VINYL SHAKES
- VEC - SIDING (VERTICAL CORNER)

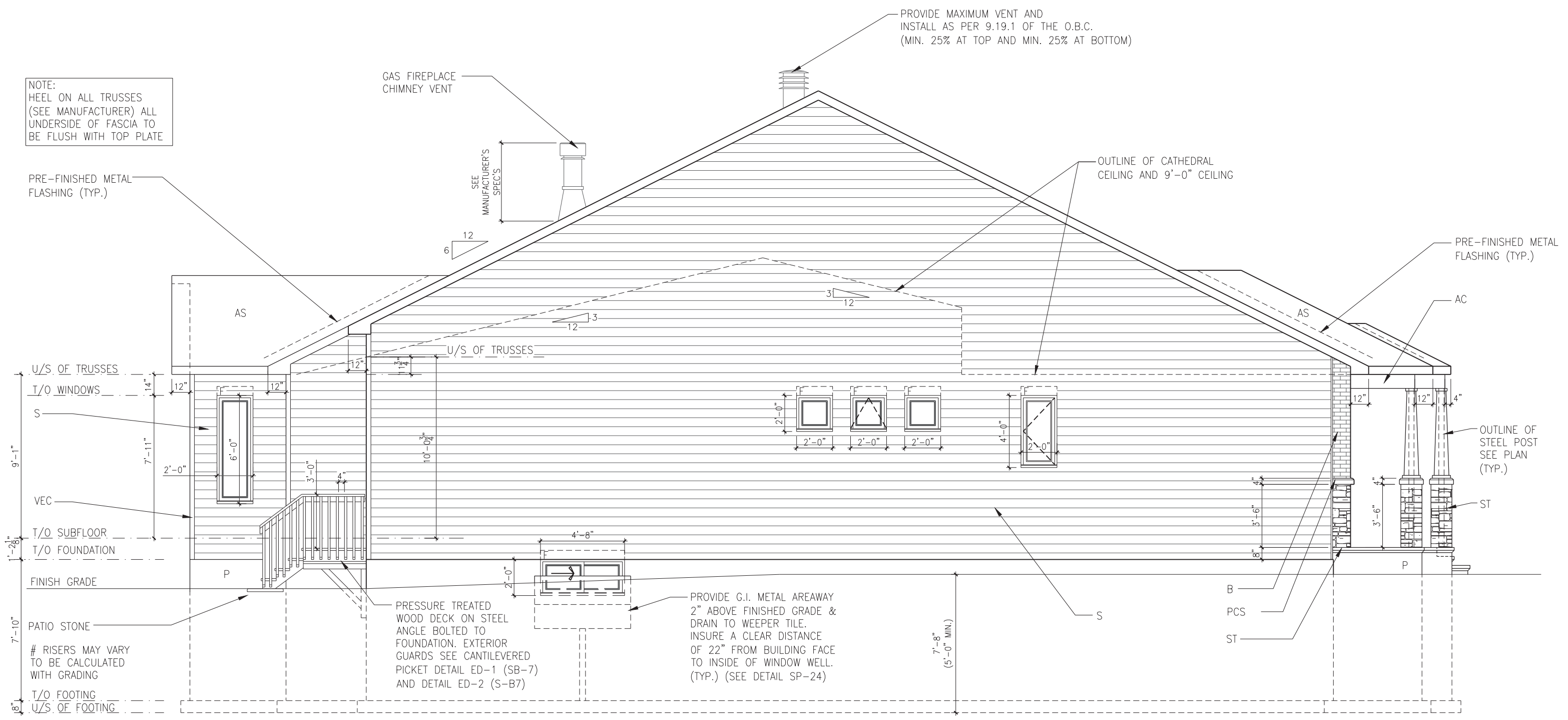
2012 O.B.C. DRAWINGS

DRAWING: **ELEVATION A - RIGHT**

ADDRESS: XX | SCALE: 3/16" = 1'-0" | DATE: XX/XX/XXXX

1026 - THE MEDLEY
2018 FOOTPRINT
(STANDARD DRAWINGS)

A2a



NOTE:
HEEL ON ALL TRUSSES
(SEE MANUFACTURER) ALL
UNDERSIDE OF FASCIA TO
BE FLUSH WITH TOP PLATE

PROVIDE MAXIMUM VENT AND
INSTALL AS PER 9.19.1 OF THE O.B.C.
(MIN. 25% AT TOP AND MIN. 25% AT BOTTOM)

U/S OF TRUSSES
T/O WINDOWS
S
VEC
T/O SUBFLOOR
T/O FOUNDATION
FINISH GRADE
PATIO STONE
RISERS MAY VARY
TO BE CALCULATED
WITH GRADING
T/O FOOTING
U/S OF FOOTING

UNPROTECTED OPENINGS:
PROPERTY SET BACK 1.2m, ALLOWABLE 7 %
AREA OF EXPOSED BUILDING FACE - 80 m. sq.
AREA OF UNPROTECTED OPENINGS - 3.57 m. sq.
PERCENTAGE OF UNPROTECTED OPENINGS - 4.46 %

ELEVATION A - LEFT
SCALE: 3/16" = 1'-0"

LOT: XXXX
DATE: XX/XX/XXXX

A - ALL CONTRACTORS SHALL PERFORM THEIR WORK WHETHER DESCRIBED OR NOT, ACCORDING TO THE APPLICABLE BUILDING CODE REQUIREMENTS AND MUNICIPAL REGULATIONS.
B - THE GENERAL CONTRACTOR SHALL CHECK AND VERIFY ALL DIMENSIONS AND REPORT ERRORS AND OMISSIONS TO VALECRAFT'S ARCHITECTURAL DEPARTMENT.
C - NO DIMENSION SHOULD BE SCALED ON DRAWINGS.
D - THE GENERAL CONTRACTOR OR SUB-CONTRACTORS WILL BE HELD RESPONSIBLE FOR ALL WORK DONE ON THE CONSTRUCTION SITE.
E - THIS DRAWING IS TO BE USED IN CONJUNCTION WITH SCHEDULE B-1A AND ANY 680'S AND MAY SHOW ONLY SOME OF THE CHANGES DETAILED ON THAT DOCUMENT. SHOULD THE DRAWINGS NOT SHOW ALL ITEMS CONTAINED ON A SCHEDULE OR MISS OTHER ITEMS ALTOGETHER, THE SCHEDULE IS CONSIDERED THE GOVERNING DOCUMENT.

L. MARC-ANDRE DECOEUR, ARCHITECTURAL MANAGER FOR VALECRAFT HOMES LTD., HAVE REVIEWED THE FOLLOWING DOCUMENTS AND TAKE RESPONSIBILITY FOR THE DESIGN ACTIVITIES.

- PERSONAL BCIN #44555
- TARIION REGISTRATION NUMBER #611

** SEE SIGNED SCHEDULE 1: DESIGNER INFORMATION FORM **

REV-NO.	DESCRIPTION	DATE	BY
REV-2	AS PER STRUCTURAL	09/17/2018	VH
REV-1	NEW STANDARD DRWG MODIFICATION	15/01/2018	DOYON

- EXTERIOR FINISH LEGEND:
- B - BRICK (MAIN)
 - B1 - BRICK SOLDIER COURSE (ACCENT)
 - B2 - BRICK SOLDIER COURSE (ACCENT) + 20mm PROUD
 - B3 - BRICK SLEEPER COURSE
 - B4 - STACK BOND (ACCENT)
 - B5 - BRICK SILL (ACCENT)
 - B6 - BRICK ROW LOCK (ACCENT)
 - B7 - BRICK CORRELLING
 - B8 - BRICK COINING 20mm PROUD
 - +20 - BRICK 20mm PROUD
 - 20 - BRICK 20mm RECESSED
 - S - SIDING (HORIZONTAL)
 - ST - STONE VENEER
 - T - TRIM 200mm COVE SIDING
 - AF - ALUMINUM FASCIA
 - AC - ALUMINUM CLADDING
 - AB - 48" ALUMINUM BAND
 - AS - ASPHALT SHINGLES
 - F - FLASHING
 - V - ROOF VENT (MAXIMUM)
 - P - PARGING
 - PC - PARGING
 - PCH10 - PRECAST HEADER 10"
 - PCH8 - PRECAST HEADER 8"
 - PCS - PRECAST SILL
 - PCB - PRECAST BAND
 - VS - VINYL SHAKES
 - VEC - SIDING (VERTICAL CORNER)

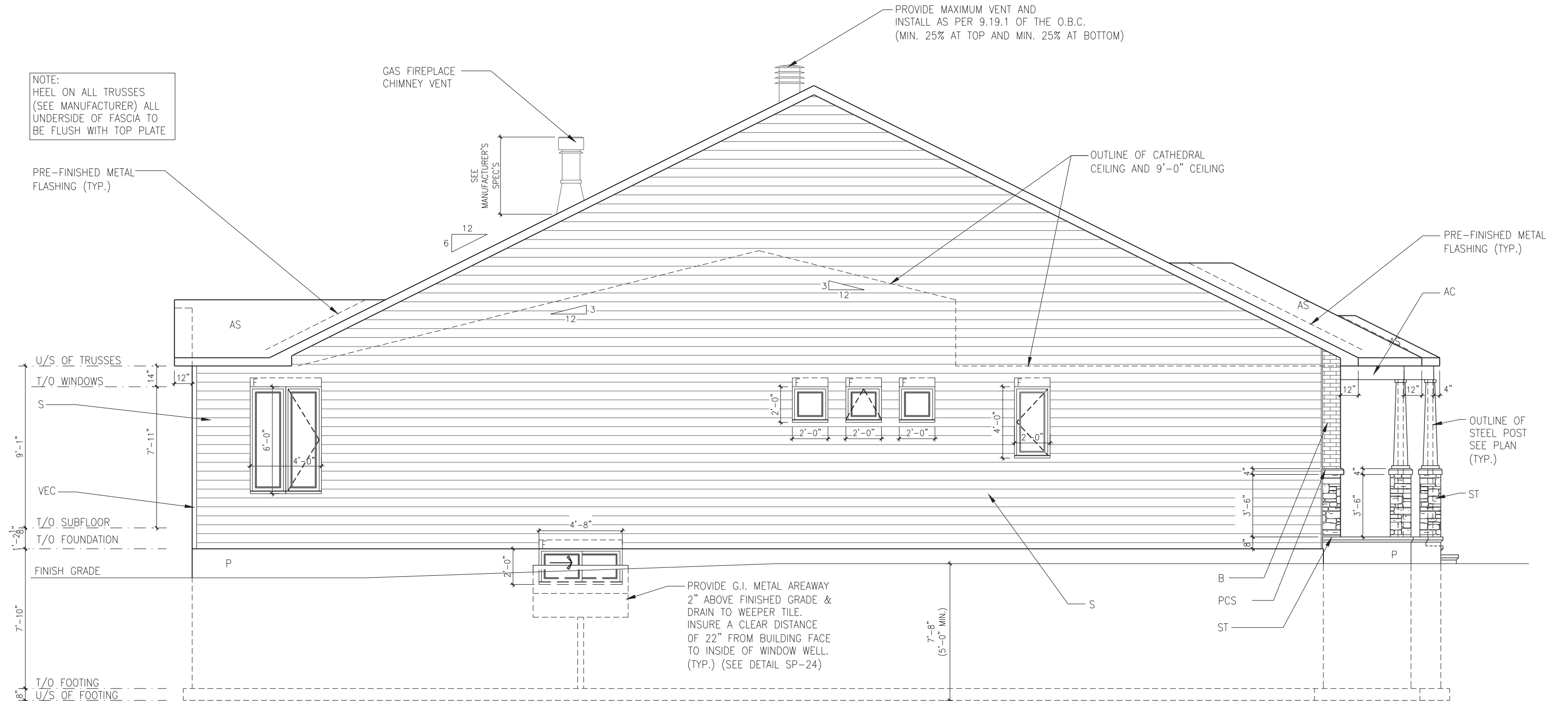
2012 O.B.C. DRAWINGS

DRAWING: **ELEVATION A - LEFT**

ADDRESS: XX | SCALE: 3/16" = 1'-0" | DATE: XX/XX/XXXX

1026 - THE MEDLEY
2018 FOOTPRINT
(STANDARD DRAWINGS)

SHEET: **A3a**



UNPROTECTED OPENINGS:
 PROPERTY SET BACK 1.2m, ALLOWABLE 7 %
 AREA OF EXPOSED BUILDING FACE - 80 m. sq.
 AREA OF UNPROTECTED OPENINGS - 4.67 m. sq.
 PERCENTAGE OF UNPROTECTED OPENINGS - 5.83 %

ELEVATION A - LEFT (SUNROOM)

SCALE: 3/16" = 1'-0"

LOT: XXXX
DATE: XX/XX/XXXX



A - ALL CONTRACTORS SHALL PERFORM THEIR WORK WHETHER DESCRIBED OR NOT, ACCORDING TO THE APPLICABLE BUILDING CODE REQUIREMENTS AND MUNICIPAL REGULATIONS.
 B - THE GENERAL CONTRACTOR SHALL CHECK AND VERIFY ALL DIMENSIONS AND REPORT ERRORS AND OMISSIONS TO VALECRAFT'S ARCHITECTURAL DEPARTMENT.
 C - NO DIMENSION SHOULD BE SCALED ON DRAWINGS.
 D - THE GENERAL CONTRACTOR OR SUB-CONTRACTORS WILL BE HELD RESPONSIBLE FOR ALL WORK DONE ON THE CONSTRUCTION SITE.
 E - THIS DRAWING IS TO BE USED IN CONJUNCTION WITH SCHEDULE B-1A AND ANY 680'S AND MAY SHOW ONLY SOME OF THE CHANGES DETAILED ON THAT DOCUMENT. SHOULD THE DRAWINGS NOT SHOW ALL ITEMS CONTAINED ON A SCHEDULE OR MISS OTHER ITEMS ALTOGETHER, THE SCHEDULE IS CONSIDERED THE GOVERNING DOCUMENT.

I, MARC-ANDRE DECOEUR, ARCHITECTURAL MANAGER FOR VALECRAFT HOMES LTD., HAVE REVIEWED THE FOLLOWING DOCUMENTS AND TAKE RESPONSIBILITY FOR THE DESIGN ACTIVITIES.

- PERSONAL BCIN #44555
 - TARIION REGISTRATION NUMBER #611

** SEE SIGNED SCHEDULE 1: DESIGNER INFORMATION FORM **

REV-NO.	DESCRIPTION	DATE	BY
REV-2	AS PER STRUCTURAL	09/17/2018	VH
REV-1	NEW STANDARD DRWG MODIFICATION	15/01/2018	DOYON

EXTERIOR FINISH LEGEND:

- B - BRICK (MAIN)
- B1 - BRICK SOLDIER COURSE (ACCENT)
- B2 - BRICK SOLDIER COURSE (ACCENT) + 20mm PROUD
- B3 - BRICK SLEEPER COURSE
- B4 - STACK BOND (ACCENT)
- B5 - BRICK SILL (ACCENT)
- B6 - BRICK ROW LOCK (ACCENT)
- B7 - BRICK CORRELLING
- B8 - BRICK COINING 20mm PROUD
- +20 - BRICK 20mm PROUD
- 20 - BRICK 20mm RECESSED
- S - SIDING (HORIZONTAL)
- ST - STONE VENEER
- T - TRIM 200mm COVE SIDING
- AF - ALUMINUM FASCIA
- AC - ALUMINUM CLADDING
- AB - 48" ALUMINUM BAND
- AS - ASPHALT SHINGLES
- F - FLASHING
- V - ROOF VENT (MAXIMUM)
- P - PARGING
- PC - PARGING
- PCH10 - PRECAST HEADER 10"
- PCH8 - PRECAST HEADER 8"
- PCS - PRECAST SILL
- PCB - PRECAST BAND
- VS - VINYL SHAKES
- VEC - SIDING (VERTICAL CORNER)

2012 O.B.C. DRAWINGS

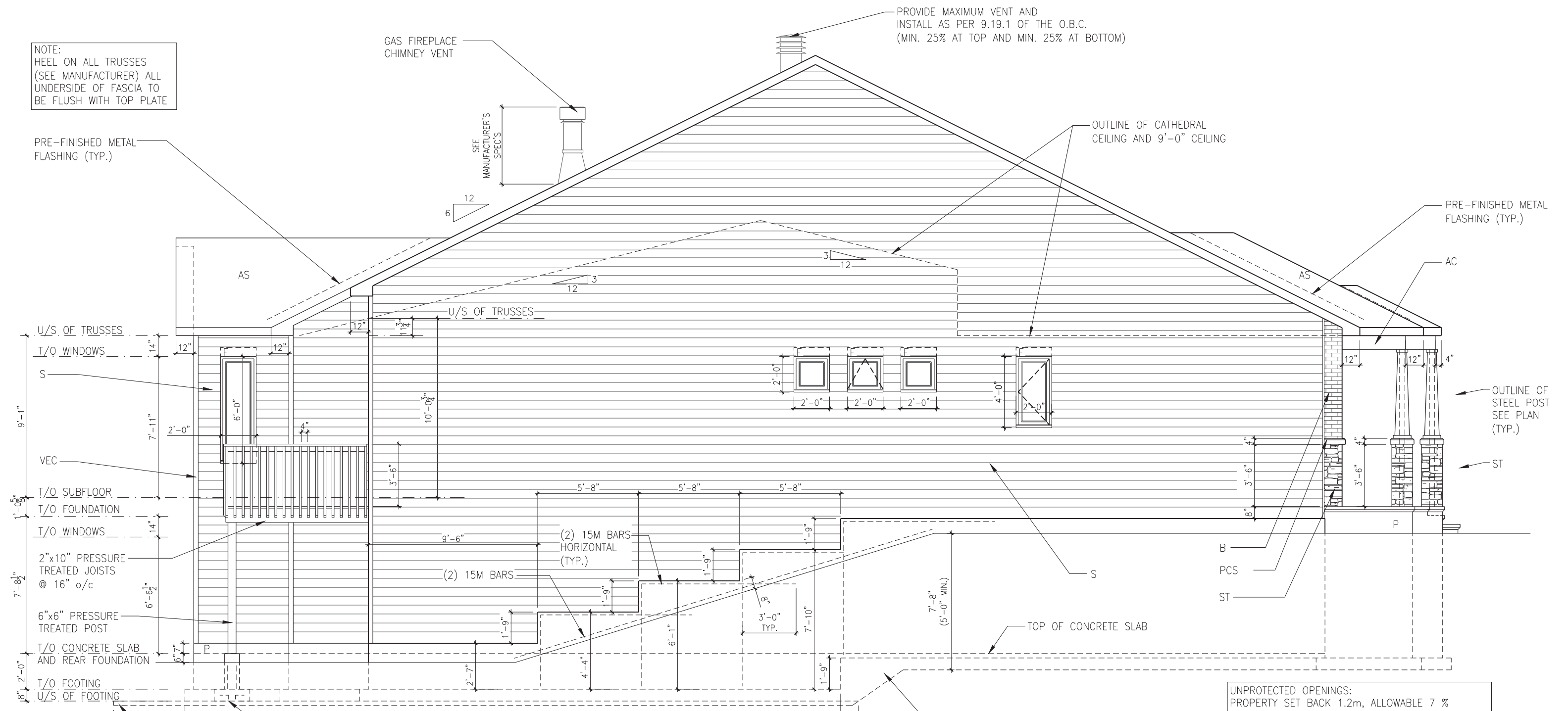
DRAWING: **ELEVATION A - LEFT (SUNROOM)**

ADDRESS: XX | SCALE: 3/16" = 1'-0" | DATE: XX/XX/XXXX

1026 - THE MEDLEY
2018 FOOTPRINT
 (STANDARD DRAWINGS)

A3a

NOTE:
HEEL ON ALL TRUSSES
(SEE MANUFACTURER) ALL
UNDERSIDE OF FASCIA TO
BE FLUSH WITH TOP PLATE



UNPROTECTED OPENINGS:
PROPERTY SET BACK 1.2m, ALLOWABLE 7 %
AREA OF EXPOSED BUILDING FACE - 98 m. sq.
AREA OF UNPROTECTED OPENINGS - 3.01 m. sq.
PERCENTAGE OF UNPROTECTED OPENINGS - 3.1 %

WALK-OUT BASEMENT - ELEVATION A - LEFT
SCALE: 3/16" = 1'-0"

LOT: XXXX
DATE: XX/XX/XXXX



A - ALL CONTRACTORS SHALL PERFORM THEIR WORK WHETHER DESCRIBED OR NOT, ACCORDING TO THE APPLICABLE BUILDING CODE REQUIREMENTS AND MUNICIPAL REGULATIONS.
B - THE GENERAL CONTRACTOR SHALL CHECK AND VERIFY ALL DIMENSIONS AND REPORT ERRORS AND OMISSIONS TO VALECRAFT'S ARCHITECTURAL DEPARTMENT.
C - NO DIMENSION SHOULD BE SCALED ON DRAWINGS.
D - THE GENERAL CONTRACTOR OR SUB-CONTRACTORS WILL BE HELD RESPONSIBLE FOR ALL WORK DONE ON THE CONSTRUCTION SITE.
E - THIS DRAWING IS TO BE USED IN CONJUNCTION WITH SCHEDULE B-1A AND ANY 680'S AND MAY SHOW ONLY SOME OF THE CHANGES DETAILED ON THAT DOCUMENT. SHOULD THE DRAWINGS NOT SHOW ALL ITEMS CONTAINED ON A SCHEDULE OR MISS OTHER ITEMS ALTOGETHER, THE SCHEDULE IS CONSIDERED THE GOVERNING DOCUMENT.

I. MARC-ANDRE DECOEUR, ARCHITECTURAL MANAGER FOR VALECRAFT HOMES LTD., HAVE REVIEWED THE FOLLOWING DOCUMENTS AND TAKE RESPONSIBILITY FOR THE DESIGN ACTIVITIES.

- PERSONAL BCIN #44555
- TARIION REGISTRATION NUMBER #611

** SEE SIGNED SCHEDULE 1: DESIGNER INFORMATION FORM **

REV-2	AS PER STRUCTURAL	09/17/2018	VH
REV-1	NEW STANDARD DRWG MODIFICATION	15/01/2018	DOYON
NO.	DESCRIPTION	DATE	BY

- EXTERIOR FINISH LEGEND:
- B - BRICK (MAIN)
 - B1 - BRICK SOLDIER COURSE (ACCENT)
 - B2 - BRICK SOLDIER COURSE (ACCENT) + 20mm PROUD
 - B3 - BRICK SLEEPER COURSE
 - B4 - STACK BOND (ACCENT)
 - B5 - BRICK SILL (ACCENT)
 - B6 - BRICK ROW LOCK (ACCENT)
 - B7 - BRICK CORRELLING
 - B8 - BRICK CORNING 20mm PROUD
 - +20 - BRICK 20mm PROUD
 - 20 - BRICK 20mm RECESSED
 - S - SIDING (HORIZONTAL)
 - ST - STONE VENEER
 - T - TRIM 200mm COVE SIDING
 - AF - ALUMINUM FASCIA
 - AC - ALUMINUM CLADDING
 - AB - 48" ALUMINUM BAND
 - AS - ASPHALT SHINGLES
 - F - FLASHING
 - V - ROOF VENT (MAXIMUM)
 - P - PARGING
 - PC - PARGING
 - PCH10 - PRECAST HEADER 10"
 - PCH8 - PRECAST HEADER 8"
 - PCS - PRECAST SILL
 - PCB - PRECAST BAND
 - VS - VINYL SHAKES
 - VEC - SIDING (VERTICAL CORNER)

2012 O.B.C. DRAWINGS

DRAWING: **WALK-OUT BASEMENT ELEVATION A - LEFT**

ADDRESS: XX | SCALE: 3/16" = 1'-0" | DATE: XX/XX/XXXX

1026 - THE MEDLEY 2018 FOOTPRINT

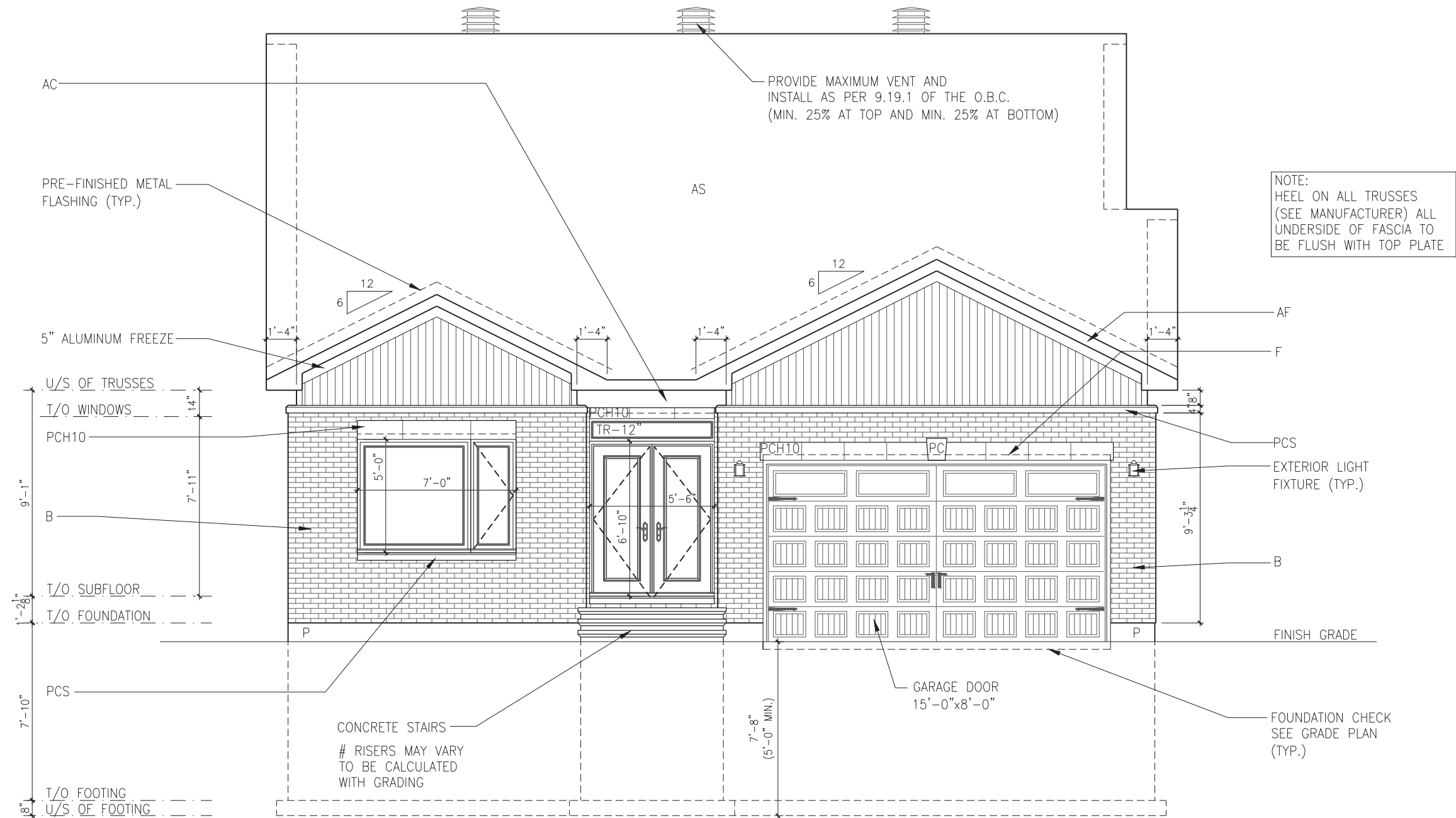
(STANDARD DRAWINGS)

A3a

STANDARD PLAN:
 GROSS INSULATED = 228 M. SQ. WALL AREA
 GROSS WINDOW = 24.53 M. SQ. AREA
 PERCENT GLASS TO WALL AREA = 10.7%

STANDARD PLAN WITH SUNROOM:
 GROSS INSULATED = 234.5 M. SQ. WALL AREA
 GROSS WINDOW = 26.43 M. SQ. AREA
 PERCENT GLASS TO WALL AREA = 11.3%

STANDARD PLAN WITH WALK-OUT BASEMENT:
 GROSS INSULATED = 285.5 M. SQ. WALL AREA
 GROSS WINDOW = 32.31 M. SQ. AREA
 PERCENT GLASS TO WALL AREA = 11.3%



ELEVATION B - FRONT
 SCALE: 3/16" = 1'-0"

LOT: XXXX
DATE: XX/XX/XXXX



A - ALL CONTRACTORS SHALL PERFORM THEIR WORK WHETHER DESCRIBED OR NOT, ACCORDING TO THE APPLICABLE BUILDING CODE REQUIREMENTS AND MUNICIPAL REGULATIONS.
 B - THE GENERAL CONTRACTOR SHALL CHECK AND VERIFY ALL DIMENSIONS AND REPORT ERRORS AND OMISSIONS TO VALECRAFT'S ARCHITECTURAL DEPARTMENT.
 C - NO DIMENSION SHOULD BE SCALED ON DRAWINGS.
 D - THE GENERAL CONTRACTOR OR SUB-CONTRACTORS WILL BE HELD RESPONSIBLE FOR ALL WORK DONE ON THE CONSTRUCTION SITE.
 E - THIS DRAWING IS TO BE USED IN CONJUNCTION WITH SCHEDULE B-1A AND ANY 680'S AND MAY SHOW ONLY SOME OF THE CHANGES DETAILED ON THAT DOCUMENT. SHOULD THE DRAWINGS NOT SHOW ALL ITEMS CONTAINED ON A SCHEDULE OR MISS OTHER ITEMS ALTOGETHER, THE SCHEDULE IS CONSIDERED THE GOVERNING DOCUMENT.

L. MARC-ANDRE DECOEUR, ARCHITECTURAL MANAGER FOR VALECRAFT HOMES LTD., HAVE REVIEWED THE FOLLOWING DOCUMENTS AND TAKE RESPONSIBILITY FOR THE DESIGN ACTIVITIES.

PERSONAL BCIN #44555	TARION REGISTRATION NUMBER #611		
** SEE SIGNED SCHEDULE 1: DESIGNER INFORMATION FORM **			
REV-2	AS PER STRUCTURAL	09/17/2018	VH
REV-1	NEW STANDARD DRWG MODIFICATION	15/01/2018	DOYON
NO.	DESCRIPTION	DATE	BY

EXTERIOR FINISH LEGEND:

- B - BRICK (MAIN)
- B1 - BRICK SOLDIER COURSE (ACCENT)
- B2 - BRICK SOLDIER COURSE (ACCENT) + 20mm PROUD
- B3 - BRICK SLEEPER COURSE
- B4 - STACK BOND (ACCENT)
- B5 - BRICK SILL (ACCENT)
- B6 - BRICK ROW LOCK (ACCENT)
- B7 - BRICK CORRELLING
- B8 - BRICK CORNING 20mm PROUD
- +20 - BRICK 20mm PROUD
- 20 - BRICK 20mm RECESSED
- S - SIDING (HORIZONTAL)
- ST - STONE VENEER
- T - TRIM 200mm COVE SIDING
- AF - ALUMINUM FASCIA
- AC - ALUMINUM CLADDING
- AB - 48" ALUMINUM BAND
- AS - ASPHALT SHINGLES
- F - FLASHING
- V - ROOF VENT (MAXIMUM)
- P - PARGING
- PC - PARGING
- PCH10 - PRECAST HEADER 10"
- PCH8 - PRECAST HEADER 8"
- PCS - PRECAST SILL
- PCB - PRECAST BAND
- VS - VINYL SHAKES
- VEC - SIDING (VERTICAL CORNER)

2012 O.B.C. DRAWINGS

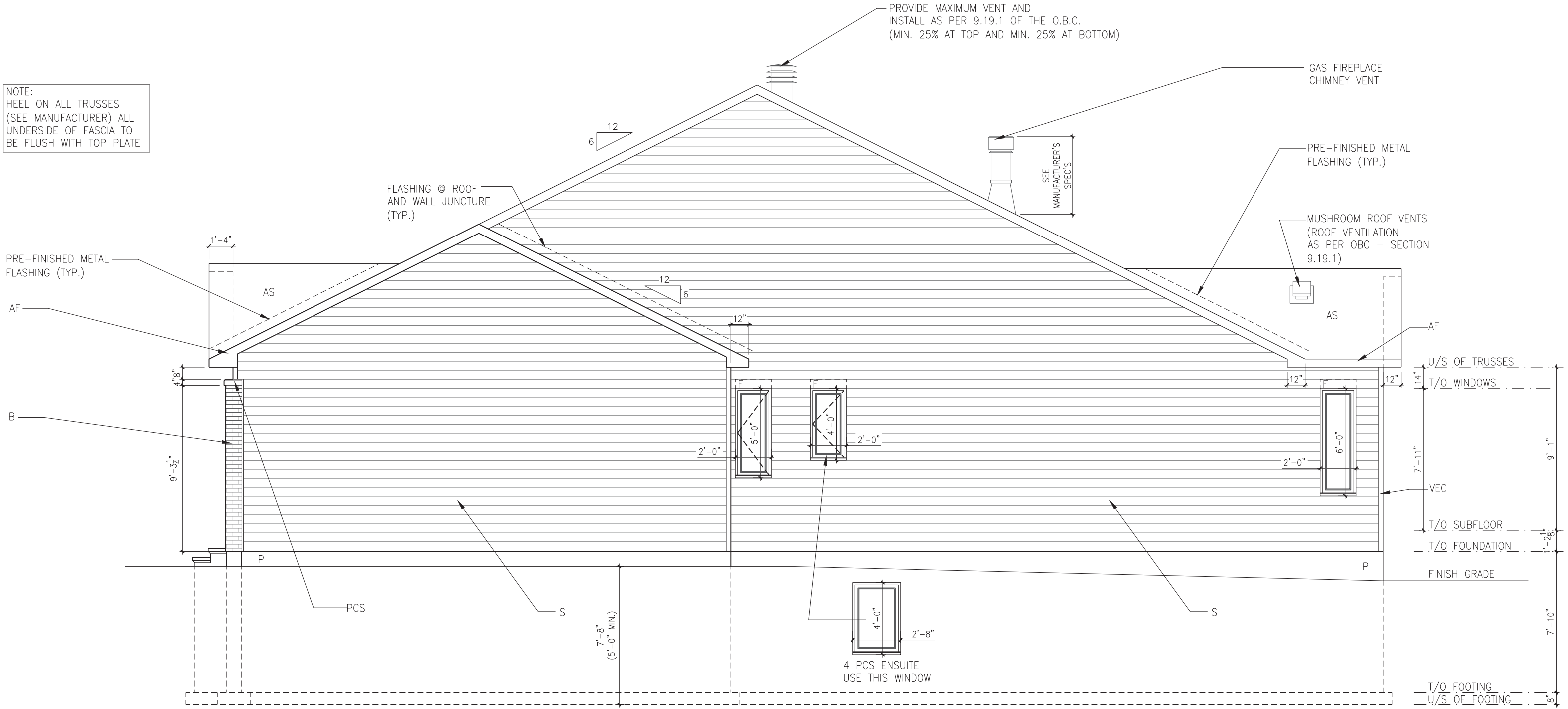
DRAWING: **ELEVATION B - FRONT**

ADDRESS: XX | SCALE: 3/16" = 1'-0" | DATE: XX/XX/XXXX

1026 - THE MEDLEY
2018 FOOTPRINT
 (STANDARD DRAWINGS)

A1b

NOTE:
HEEL ON ALL TRUSSES
(SEE MANUFACTURER) ALL
UNDERSIDE OF FASCIA TO
BE FLUSH WITH TOP PLATE



UNPROTECTED OPENINGS:
PROPERTY SET BACK 1.2m, ALLOWABLE 7 %
AREA OF EXPOSED BUILDING FACE - 66 m. sq.
AREA OF UNPROTECTED OPENINGS - 2.7 m. sq.
PERCENTAGE OF UNPROTECTED OPENINGS - 4.1 %

ELEVATION B - RIGHT
SCALE: 3/16" = 1'-0"

LOT: XXXX
DATE: XX/XX/XXXX



A - ALL CONTRACTORS SHALL PERFORM THEIR WORK WHETHER DESCRIBED OR NOT, ACCORDING TO THE APPLICABLE BUILDING CODE REQUIREMENTS AND MUNICIPAL REGULATIONS.
B - THE GENERAL CONTRACTOR SHALL CHECK AND VERIFY ALL DIMENSIONS AND REPORT ERRORS AND OMISSIONS TO VALECRAFT'S ARCHITECTURAL DEPARTMENT.
C - NO DIMENSION SHOULD BE SCALED ON DRAWINGS.
D - THE GENERAL CONTRACTOR OR SUB-CONTRACTORS WILL BE HELD RESPONSIBLE FOR ALL WORK DONE ON THE CONSTRUCTION SITE.
E - THIS DRAWING IS TO BE USED IN CONJUNCTION WITH SCHEDULE B-1A AND ANY 680'S AND MAY SHOW ONLY SOME OF THE CHANGES DETAILED ON THAT DOCUMENT. SHOULD THE DRAWINGS NOT SHOW ALL ITEMS CONTAINED ON A SCHEDULE OR MISS OTHER ITEMS ALTOGETHER, THE SCHEDULE IS CONSIDERED THE GOVERNING DOCUMENT.

I. MARC-ANDRE DECOEUR, ARCHITECTURAL MANAGER FOR VALECRAFT HOMES LTD., HAVE REVIEWED THE FOLLOWING DOCUMENTS AND TAKE RESPONSIBILITY FOR THE DESIGN ACTIVITIES.

- PERSONAL BCIN #44555
- TARIION REGISTRATION NUMBER #611

** SEE SIGNED SCHEDULE 1: DESIGNER INFORMATION FORM **

REV-NO.	DESCRIPTION	DATE	BY
REV-2	AS PER STRUCTURAL	09/17/2018	VH
REV-1	NEW STANDARD DRWG MODIFICATION	15/01/2018	DOYON

- EXTERIOR FINISH LEGEND:
- B - BRICK (MAIN)
 - B1 - BRICK SOLDIER COURSE (ACCENT)
 - B2 - BRICK SOLDIER COURSE (ACCENT) + 20mm PROUD
 - B3 - BRICK SLEEPER COURSE
 - B4 - STACK BOND (ACCENT)
 - B5 - BRICK SILL (ACCENT)
 - B6 - BRICK ROW LOCK (ACCENT)
 - B7 - BRICK CORRELLING
 - B8 - BRICK COINING 20mm PROUD
 - +20 - BRICK 20mm PROUD
 - 20 - BRICK 20mm RECESSED
 - S - SIDING (HORIZONTAL)
 - ST - STONE VENEER
 - T - TRIM 200mm COVE SIDING
 - AF - ALUMINUM FASCIA
 - AC - ALUMINUM CLADDING
 - AB - 48" ALUMINUM BAND
 - AS - ASPHALT SHINGLES
 - F - FLASHING
 - V - ROOF VENT (MAXIMUM)
 - P - PARGING
 - PC - PARGING
 - PCH10 - PRECAST HEADER 10"
 - PCH8 - PRECAST HEADER 8"
 - PCS - PRECAST SILL
 - PCB - PRECAST BAND
 - VS - VINYL SHAKES
 - VEC - SIDING (VERTICAL CORNER)

2012 O.B.C. DRAWINGS

DRAWING: **ELEVATION B - RIGHT**

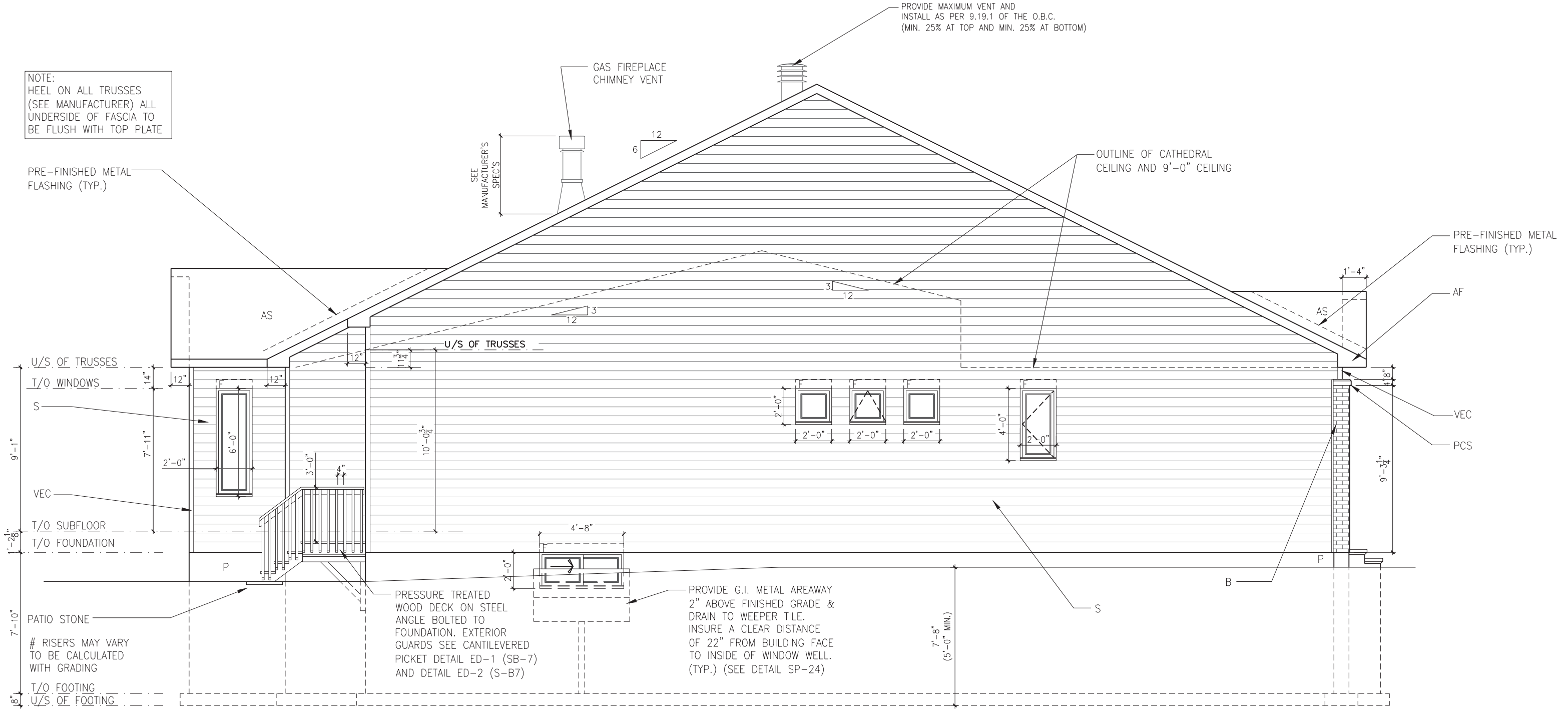
ADDRESS: XX | SCALE: 3/16" = 1'-0" | DATE: XX/XX/XXXX

1026 - THE MEDLEY
2018 FOOTPRINT
(STANDARD DRAWINGS)

A2b

NOTE:
HEEL ON ALL TRUSSES
(SEE MANUFACTURER) ALL
UNDERSIDE OF FASCIA TO
BE FLUSH WITH TOP PLATE

PROVIDE MAXIMUM VENT AND
INSTALL AS PER 9.19.1 OF THE O.B.C.
(MIN. 25% AT TOP AND MIN. 25% AT BOTTOM)



UNPROTECTED OPENINGS:
PROPERTY SET BACK 1.2m, ALLOWABLE 7 %
AREA OF EXPOSED BUILDING FACE - 80 m. sq.
AREA OF UNPROTECTED OPENINGS - 3.57 m. sq.
PERCENTAGE OF UNPROTECTED OPENINGS - 4.46 %

ELEVATION B - LEFT
SCALE: 3/16" = 1'-0"

LOT: XXXX
DATE: XX/XX/XXXX



A - ALL CONTRACTORS SHALL PERFORM THEIR WORK WHETHER DESCRIBED OR NOT, ACCORDING TO THE APPLICABLE BUILDING CODE REQUIREMENTS AND MUNICIPAL REGULATIONS.
B - THE GENERAL CONTRACTOR SHALL CHECK AND VERIFY ALL DIMENSIONS AND REPORT ERRORS AND OMISSIONS TO VALECRAFT'S ARCHITECTURAL DEPARTMENT.
C - NO DIMENSION SHOULD BE SCALED ON DRAWINGS.
D - THE GENERAL CONTRACTOR OR SUB-CONTRACTORS WILL BE HELD RESPONSIBLE FOR ALL WORK DONE ON THE CONSTRUCTION SITE.
E - THIS DRAWING IS TO BE USED IN CONJUNCTION WITH SCHEDULE B-1A AND ANY 680'S AND MAY SHOW ONLY SOME OF THE CHANGES DETAILED ON THAT DOCUMENT. SHOULD THE DRAWINGS NOT SHOW ALL ITEMS CONTAINED ON A SCHEDULE OR MISS OTHER ITEMS ALTOGETHER, THE SCHEDULE IS CONSIDERED THE GOVERNING DOCUMENT.

L. MARC-ANDRE DECOEUR, ARCHITECTURAL MANAGER FOR VALECRAFT HOMES LTD., HAVE REVIEWED THE FOLLOWING DOCUMENTS AND TAKE RESPONSIBILITY FOR THE DESIGN ACTIVITIES.

- PERSONAL BCIN #44555
- TARIION REGISTRATION NUMBER #611

** SEE SIGNED SCHEDULE 1: DESIGNER INFORMATION FORM **

REV-NO.	DESCRIPTION	DATE	BY
REV-2	AS PER STRUCTURAL	09/17/2018	VH
REV-1	NEW STANDARD DRWG MODIFICATION	15/01/2018	DOYON

EXTERIOR FINISH LEGEND:

B - BRICK (MAIN)	S - SIDING (HORIZONTAL)	PCH8 - PRECAST HEADER 8"
B1 - BRICK SOLDIER COURSE (ACCENT)	ST - STONE VENEER	PCS - PRECAST SILL
B2 - BRICK SOLDIER COURSE (ACCENT) + 20mm PROUD	T - TRIM 200mm COVE SIDING	PCB - PRECAST BAND
B3 - BRICK SLEEPER COURSE	AF - ALUMINUM FASCIA	VS - VINYL SHAKES
B4 - STACK BOND (ACCENT)	AC - ALUMINUM CLADDING	VEC - SIDING (VERTICAL CORNER)
B5 - BRICK SILL (ACCENT)	AB - 48" ALUMINUM BAND	
B6 - BRICK ROW LOCK (ACCENT)	AS - ASPHALT SHINGLES	
B7 - BRICK CORRELLING	F - FLASHING	
B8 - BRICK COINING 20mm PROUD	V - ROOF VENT (MAXIMUM)	
+20 - BRICK 20mm PROUD	P - PARGING	
-20 - BRICK 20mm RECESSED	PC - PARGING	
	PCH10 - PRECAST HEADER 10"	

2012 O.B.C. DRAWINGS

DRAWING: **ELEVATION B - LEFT**

ADDRESS: XX | SCALE: 3/16" = 1'-0" | DATE: XX/XX/XXXX

1026 - THE MEDLEY
2018 FOOTPRINT
(STANDARD DRAWINGS)

A3b

NOTE:
HEEL ON ALL TRUSSES
(SEE MANUFACTURER) ALL
UNDERSIDE OF FASCIA TO
BE FLUSH WITH TOP PLATE

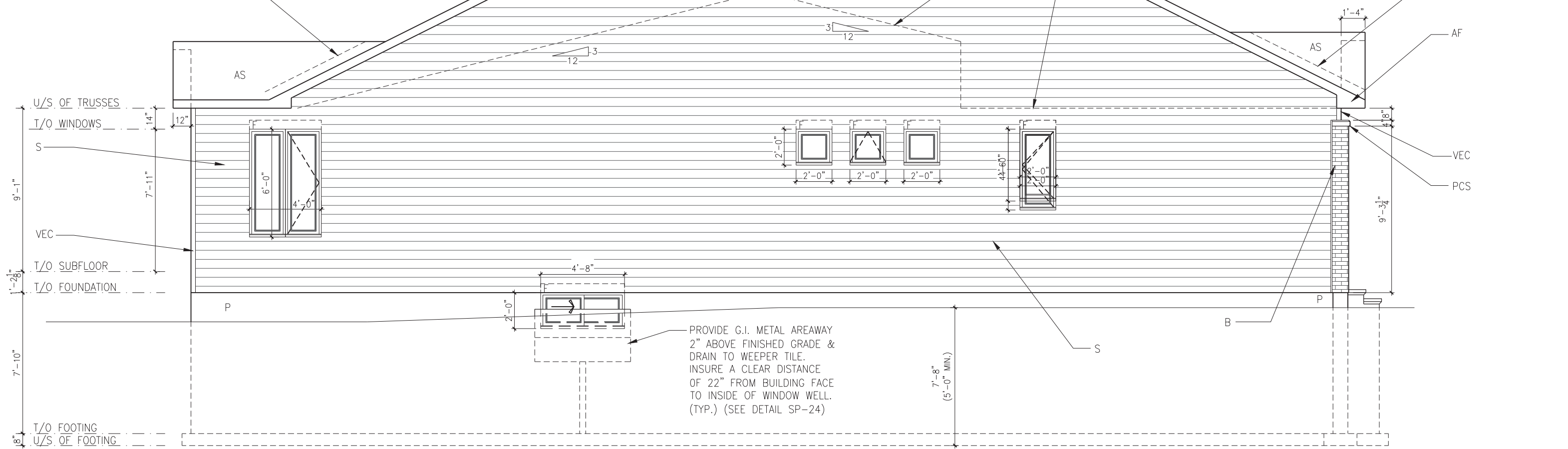
PRE-FINISHED METAL
FLASHING (TYP.)

GAS FIREPLACE
CHIMNEY VENT
SEE
MANUFACTURER'S
SPECS

PROVIDE MAXIMUM VENT AND
INSTALL AS PER 9.19.1 OF THE O.B.C.
(MIN. 25% AT TOP AND MIN. 25% AT BOTTOM)

OUTLINE OF CATHEDRAL
CEILING AND 9'-0" CEILING

PRE-FINISHED METAL
FLASHING (TYP.)



UNPROTECTED OPENINGS:
PROPERTY SET BACK 1.2m, ALLOWABLE 7 %
AREA OF EXPOSED BUILDING FACE - 80 m. sq.
AREA OF UNPROTECTED OPENINGS - 4.67 m. sq.
PERCENTAGE OF UNPROTECTED OPENINGS - 5.83 %

ELEVATION B - LEFT (SUNROOM)

SCALE: 3/16" = 1'-0"

LOT: **XXXX**
DATE: **XX/XX/XXXX**



A - ALL CONTRACTORS SHALL PERFORM THEIR WORK WHETHER DESCRIBED OR NOT, ACCORDING TO THE APPLICABLE BUILDING CODE REQUIREMENTS AND MUNICIPAL REGULATIONS.
B - THE GENERAL CONTRACTOR SHALL CHECK AND VERIFY ALL DIMENSIONS AND REPORT ERRORS AND OMISSIONS TO VALECRAFT'S ARCHITECTURAL DEPARTMENT.
C - NO DIMENSION SHOULD BE SCALED ON DRAWINGS.
D - THE GENERAL CONTRACTOR OR SUB-CONTRACTORS WILL BE HELD RESPONSIBLE FOR ALL WORK DONE ON THE CONSTRUCTION SITE.
E - THIS DRAWING IS TO BE USED IN CONJUNCTION WITH SCHEDULE B-1A AND ANY 680'S AND MAY SHOW ONLY SOME OF THE CHANGES DETAILED ON THAT DOCUMENT. SHOULD THE DRAWINGS NOT SHOW ALL ITEMS CONTAINED ON A SCHEDULE OR MISS OTHER ITEMS ALTOGETHER, THE SCHEDULE IS CONSIDERED THE GOVERNING DOCUMENT.

I, MARC-ANDRE DECOEUR, ARCHITECTURAL MANAGER FOR VALECRAFT HOMES LTD., HAVE REVIEWED THE FOLLOWING DOCUMENTS AND TAKE RESPONSIBILITY FOR THE DESIGN ACTIVITIES.

- PERSONAL BCIN #44555
- TARIION REGISTRATION NUMBER #611

** SEE SIGNED SCHEDULE 1: DESIGNER INFORMATION FORM **

REV-2	AS PER STRUCTURAL	09/17/2018	VH
REV-1	NEW STANDARD DRWG MODIFICATION	15/01/2018	DOYON
NO.	DESCRIPTION	DATE	BY

EXTERIOR FINISH LEGEND:

- B - BRICK (MAIN)
- B1 - BRICK SOLDIER COURSE (ACCENT)
- B2 - BRICK SOLDIER COURSE (ACCENT) + 20mm PROUD
- B3 - BRICK SLEEPER COURSE
- B4 - STACK BOND (ACCENT)
- B5 - BRICK SILL (ACCENT)
- B6 - BRICK ROW LOCK (ACCENT)
- B7 - BRICK CORRELLING
- B8 - BRICK COINING 20mm PROUD
- +20 - BRICK 20mm PROUD
- 20 - BRICK 20mm RECESSED
- S - SIDING (HORIZONTAL)
- ST - STONE VENEER
- T - TRIM 200mm COVE SIDING
- AF - ALUMINUM FASCIA
- AC - ALUMINUM CLADDING
- AB - 48" ALUMINUM BAND
- AS - ASPHALT SHINGLES
- F - FLASHING
- V - ROOF VENT (MAXIMUM)
- P - PARGING
- PC - PARGING
- PCH10 - PRECAST HEADER 10"
- PCH8 - PRECAST HEADER 8"
- PCS - PRECAST SILL
- PCB - PRECAST BAND
- VS - VINYL SHAKES
- VEC - SIDING (VERTICAL CORNER)

2012 O.B.C. DRAWINGS

DRAWING: **ELEVATION B - LEFT (SUNROOM)**

ADDRESS: **XX** | SCALE: **3/16" = 1'-0"** | DATE: **XX/XX/XXXX**

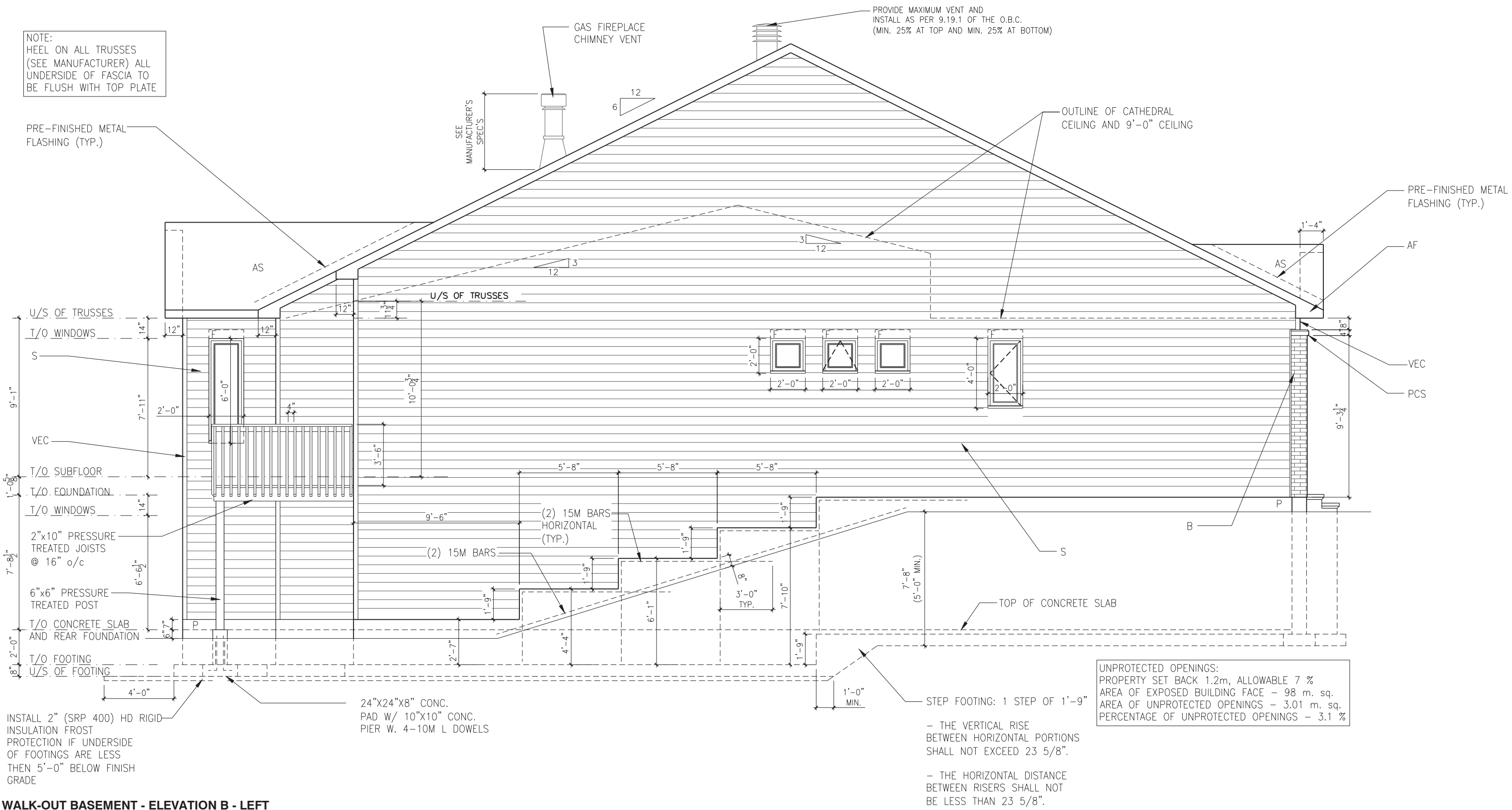
**1026 - THE MEDLEY
2018 FOOTPRINT**

(STANDARD DRAWINGS)

SHEET:

A3b

NOTE:
HEEL ON ALL TRUSSES
(SEE MANUFACTURER) ALL
UNDERSIDE OF FASCIA TO
BE FLUSH WITH TOP PLATE



WALK-OUT BASEMENT - ELEVATION B - LEFT

SCALE: 3/16" = 1'-0"

LOT: XXXX
DATE: XX/XX/XXXX



A - ALL CONTRACTORS SHALL PERFORM THEIR WORK WHETHER DESCRIBED OR NOT, ACCORDING TO THE APPLICABLE BUILDING CODE REQUIREMENTS AND MUNICIPAL REGULATIONS.
B - THE GENERAL CONTRACTOR SHALL CHECK AND VERIFY ALL DIMENSIONS AND REPORT ERRORS AND OMISSIONS TO VALECRAFT'S ARCHITECTURAL DEPARTMENT.
C - NO DIMENSION SHOULD BE SCALED ON DRAWINGS.
D - THE GENERAL CONTRACTOR OR SUB-CONTRACTORS WILL BE HELD RESPONSIBLE FOR ALL WORK DONE ON THE CONSTRUCTION SITE.
E - THIS DRAWING IS TO BE USED IN CONJUNCTION WITH SCHEDULE B-1A AND ANY 680'S AND MAY SHOW ONLY SOME OF THE CHANGES DETAILED ON THAT DOCUMENT. SHOULD THE DRAWINGS NOT SHOW ALL ITEMS CONTAINED ON A SCHEDULE OR MISS OTHER ITEMS ALTOGETHER, THE SCHEDULE IS CONSIDERED THE GOVERNING DOCUMENT.

I. MARC-ANDRE DECOEUR, ARCHITECTURAL MANAGER FOR VALECRAFT HOMES LTD., HAVE REVIEWED THE FOLLOWING DOCUMENTS AND TAKE RESPONSIBILITY FOR THE DESIGN ACTIVITIES.

- PERSONAL BCIN #44555
- TARIION REGISTRATION NUMBER #611

** SEE SIGNED SCHEDULE 1: DESIGNER INFORMATION FORM **

REV-2	AS PER STRUCTURAL	09/17/2018	VH
REV-1	NEW STANDARD DRWG MODIFICATION	15/01/2018	DOYON
NO.	DESCRIPTION	DATE	BY

EXTERIOR FINISH LEGEND:

B - BRICK (MAIN)
B1 - BRICK SOLDIER COURSE (ACCENT)
B2 - BRICK SOLDIER COURSE (ACCENT) + 20mm PROUD
B3 - BRICK SLEEPER COURSE
B4 - STACK BOND (ACCENT)
B5 - BRICK SILL (ACCENT)
B6 - BRICK ROW LOCK (ACCENT)
B7 - BRICK CORRELLING
B8 - BRICK COINING 20mm PROUD
+20 - BRICK 20mm PROUD
-20 - BRICK 20mm RECESSED

S - SIDING (HORIZONTAL)
ST - STONE VENEER
T - TRIM 200mm COVE SIDING
AF - ALUMINUM FASCIA
AC - ALUMINUM CLADDING
AB - 48" ALUMINUM BAND
AS - ASPHALT SHINGLES
F - FLASHING
V - ROOF VENT (MAXIMUM)
P - PARGING
PC - PARGING
PCH10 - PRECAST HEADER 10"

PCH8 - PRECAST HEADER 8"
PCS - PRECAST SILL
PCB - PRECAST BAND
VS - VINYL SHAKES
VEC - SIDING (VERTICAL CORNER)

2012 O.B.C. DRAWINGS

DRAWING: **WALK-OUT BASEMENT ELEVATION B - LEFT**

ADDRESS: XX | SCALE: 3/16" = 1'-0" | DATE: XX/XX/XXXX

1026 - THE MEDLEY 2018 FOOTPRINT

(STANDARD DRAWINGS)

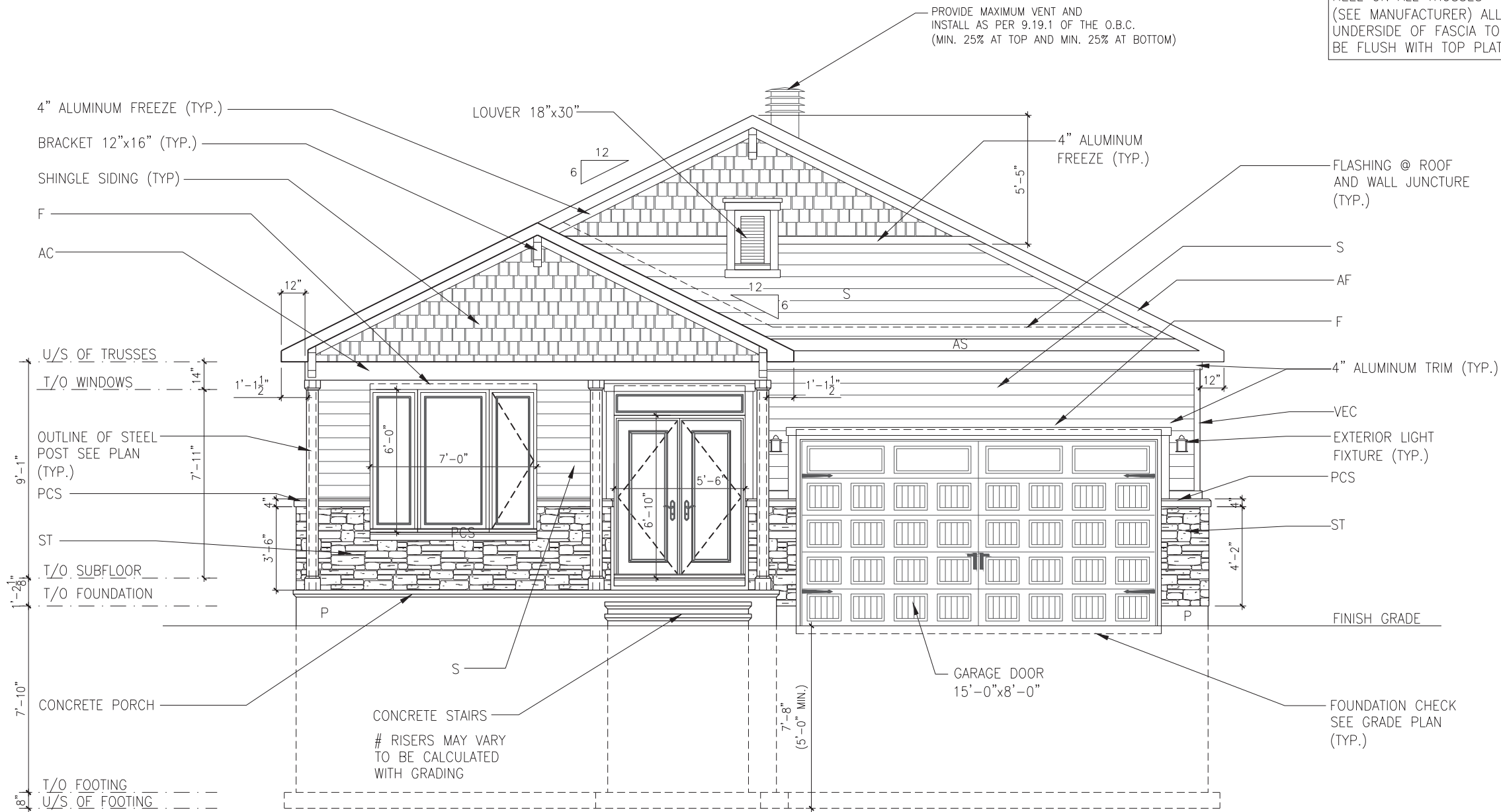
A3b

STANDARD PLAN:
 GROSS INSULATED = 214 M. SQ.
 WALL AREA
 GROSS WINDOW = 25.23 M. SQ.
 AREA
 PERCENT GLASS TO WALL AREA = 11.7%

STANDARD PLAN WITH SUNROOM:
 GROSS INSULATED = 234.5 M. SQ.
 WALL AREA
 GROSS WINDOW = 27.13 M. SQ.
 AREA
 PERCENT GLASS TO WALL AREA = 11.5%

STANDARD PLAN WITH WALK-OUT BASEMENT:
 GROSS INSULATED = 271.6 M. SQ.
 WALL AREA
 GROSS WINDOW = 30.27 M. SQ.
 AREA
 PERCENT GLASS TO WALL AREA = 12.9%

NOTE:
 HEEL ON ALL TRUSSES
 (SEE MANUFACTURER) ALL
 UNDERSIDE OF FASCIA TO
 BE FLUSH WITH TOP PLATE



ELEVATION C - FRONT
 SCALE: 3/16" = 1'-0"

LOT: XXXX
DATE: XX/XX/XXXX



A - ALL CONTRACTORS SHALL PERFORM THEIR WORK WHETHER DESCRIBED OR NOT, ACCORDING TO THE APPLICABLE BUILDING CODE REQUIREMENTS AND MUNICIPAL REGULATIONS.
 B - THE GENERAL CONTRACTOR SHALL CHECK AND VERIFY ALL DIMENSIONS AND REPORT ERRORS AND OMISSIONS TO VALECRAFT'S ARCHITECTURAL DEPARTMENT.
 C - NO DIMENSION SHOULD BE SCALED ON DRAWINGS.
 D - THE GENERAL CONTRACTOR OR SUB-CONTRACTORS WILL BE HELD RESPONSIBLE FOR ALL WORK DONE ON THE CONSTRUCTION SITE.
 E - THIS DRAWING IS TO BE USED IN CONJUNCTION WITH SCHEDULE B-1A AND ANY 680'S AND MAY SHOW ONLY SOME OF THE CHANGES DETAILED ON THAT DOCUMENT. SHOULD THE DRAWINGS NOT SHOW ALL ITEMS CONTAINED ON A SCHEDULE OR MISS OTHER ITEMS ALTOGETHER, THE SCHEDULE IS CONSIDERED THE GOVERNING DOCUMENT.

I, MARC-ANDRE DECOEUR, ARCHITECTURAL MANAGER FOR VALECRAFT HOMES LTD., HAVE REVIEWED THE FOLLOWING DOCUMENTS AND TAKE RESPONSIBILITY FOR THE DESIGN ACTIVITIES.

REV-2	AS PER STRUCTURAL	09/17/2018	VH
REV-1	NEW STANDARD DRWG MODIFICATION	15/01/2018	DOYON
NO.	DESCRIPTION	DATE	BY

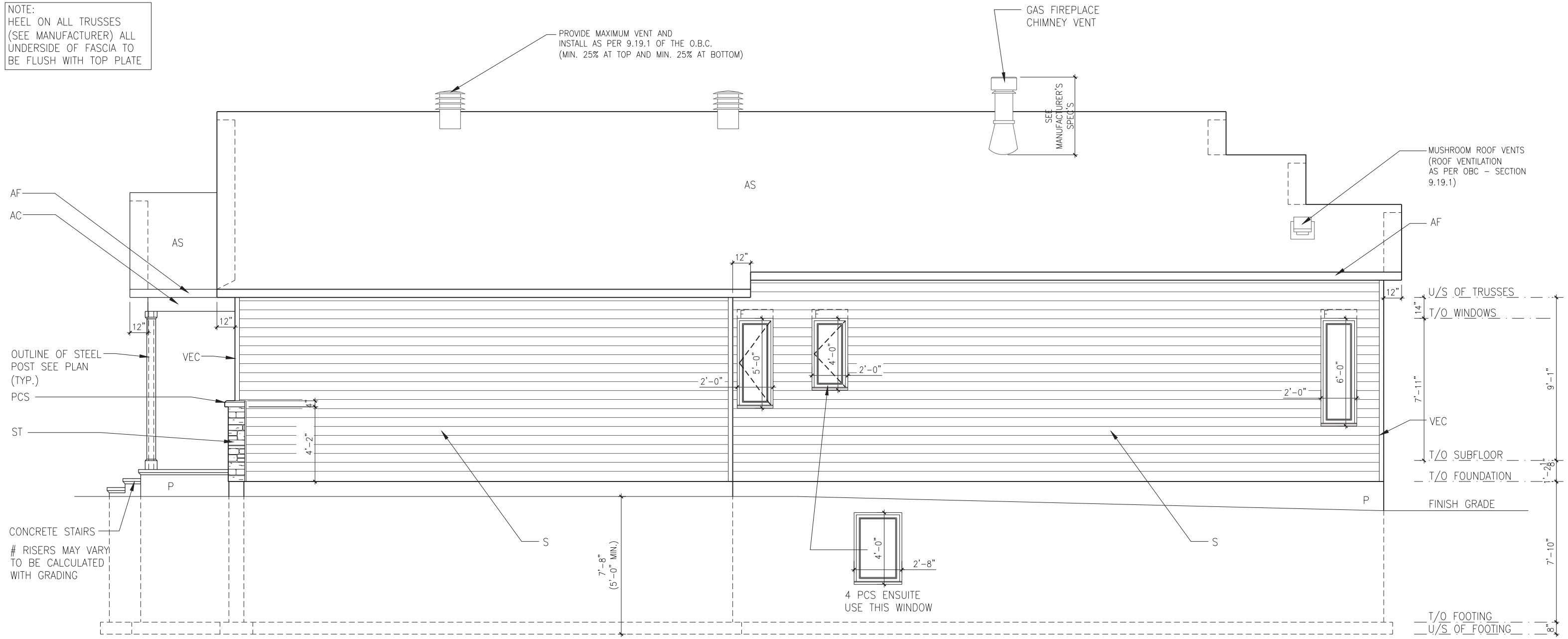
EXTERIOR FINISH LEGEND:

- B - BRICK (MAIN)
- B1 - BRICK SOLDIER COURSE (ACCENT)
- B2 - BRICK SOLDIER COURSE (ACCENT) + 20mm PROUD
- B3 - BRICK SLEEPER COURSE
- B4 - STACK BOND (ACCENT)
- B5 - BRICK SILL (ACCENT)
- B6 - BRICK ROW LOCK (ACCENT)
- B7 - BRICK CORRELLING
- B8 - BRICK COINING 20mm PROUD
- +20 - BRICK 20mm PROUD
- 20 - BRICK 20mm RECESSED
- S - SIDING (HORIZONTAL)
- ST - STONE VENEER
- T - TRIM 200mm COVE SIDING
- AF - ALUMINUM FASCIA
- AC - ALUMINUM CLADDING
- AB - 48" ALUMINUM BAND
- AS - ASPHALT SHINGLES
- F - FLASHING
- V - ROOF VENT (MAXIMUM)
- P - PARGING
- PC - PARGING
- PCH10 - PRECAST HEADER 10"
- PCH8 - PRECAST HEADER 8"
- PCS - PRECAST SILL
- PCB - PRECAST BAND
- VS - VINYL SHAKES
- VEC - SIDING (VERTICAL CORNER)

2012 O.B.C. DRAWINGS

DRAWING: **ELEVATION C - FRONT**
 ADDRESS: XX | SCALE: 3/16" = 1'-0" | DATE: XX/XX/XXXX
1026 - THE MEDLEY
2018 FOOTPRINT
 (STANDARD DRAWINGS) | SHEET: **A1c**

NOTE:
HEEL ON ALL TRUSSES
(SEE MANUFACTURER) ALL
UNDERSIDE OF FASCIA TO
BE FLUSH WITH TOP PLATE



UNPROTECTED OPENINGS:
PROPERTY SET BACK 1.2m, ALLOWABLE 7 %
AREA OF EXPOSED BUILDING FACE - 66 m. sq.
AREA OF UNPROTECTED OPENINGS - 2.7 m. sq.
PERCENTAGE OF UNPROTECTED OPENINGS - 4.1 %

ELEVATION C - RIGHT
SCALE: 3/16" = 1'-0"

LOT: XXXX
DATE: XX/XX/XXXX



A - ALL CONTRACTORS SHALL PERFORM THEIR WORK WHETHER DESCRIBED OR NOT, ACCORDING TO THE APPLICABLE BUILDING CODE REQUIREMENTS AND MUNICIPAL REGULATIONS.
B - THE GENERAL CONTRACTOR SHALL CHECK AND VERIFY ALL DIMENSIONS AND REPORT ERRORS AND OMISSIONS TO VALECRAFT'S ARCHITECTURAL DEPARTMENT.
C - NO DIMENSION SHOULD BE SCALED ON DRAWINGS.
D - THE GENERAL CONTRACTOR OR SUB-CONTRACTORS WILL BE HELD RESPONSIBLE FOR ALL WORK DONE ON THE CONSTRUCTION SITE.
E - THIS DRAWING IS TO BE USED IN CONJUNCTION WITH SCHEDULE B-1A AND ANY 680'S AND MAY SHOW ONLY SOME OF THE CHANGES DETAILED ON THAT DOCUMENT. SHOULD THE DRAWINGS NOT SHOW ALL ITEMS CONTAINED ON A SCHEDULE OR MISS OTHER ITEMS ALTOGETHER, THE SCHEDULE IS CONSIDERED THE GOVERNING DOCUMENT.

I, MARC-ANDRE DECOEUR, ARCHITECTURAL MANAGER FOR VALECRAFT HOMES LTD., HAVE REVIEWED THE FOLLOWING DOCUMENTS AND TAKE RESPONSIBILITY FOR THE DESIGN ACTIVITIES.

- PERSONAL BCIN #44555
- TARIION REGISTRATION NUMBER #611

** SEE SIGNED SCHEDULE 1: DESIGNER INFORMATION FORM **

REV-NO.	DESCRIPTION	DATE	BY
REV-2	AS PER STRUCTURAL	09/17/2018	VH
REV-1	NEW STANDARD DRWG MODIFICATION	15/01/2018	DOYON

- EXTERIOR FINISH LEGEND:
- B - BRICK (MAIN)
 - B1 - BRICK SOLDIER COURSE (ACCENT)
 - B2 - BRICK SOLDIER COURSE (ACCENT) + 20mm PROUD
 - B3 - BRICK SLEEPER COURSE
 - B4 - STACK BOND (ACCENT)
 - B5 - BRICK SILL (ACCENT)
 - B6 - BRICK ROW LOCK (ACCENT)
 - B7 - BRICK CORRELLING
 - B8 - BRICK COINING 20mm PROUD
 - +20 - BRICK 20mm PROUD
 - 20 - BRICK 20mm RECESSED
 - S - SIDING (HORIZONTAL)
 - ST - STONE VENEER
 - T - TRIM 200mm COVE SIDING
 - AF - ALUMINUM FASCIA
 - AC - ALUMINUM CLADDING
 - AB - 48" ALUMINUM BAND
 - AS - ASPHALT SHINGLES
 - F - FLASHING
 - V - ROOF VENT (MAXIMUM)
 - P - PARGING
 - PC - PARGING
 - PCH10 - PRECAST HEADER 10"
 - PCH8 - PRECAST HEADER 8"
 - PCS - PRECAST SILL
 - PCB - PRECAST BAND
 - VS - VINYL SHAKES
 - VEC - SIDING (VERTICAL CORNER)

2012 O.B.C. DRAWINGS

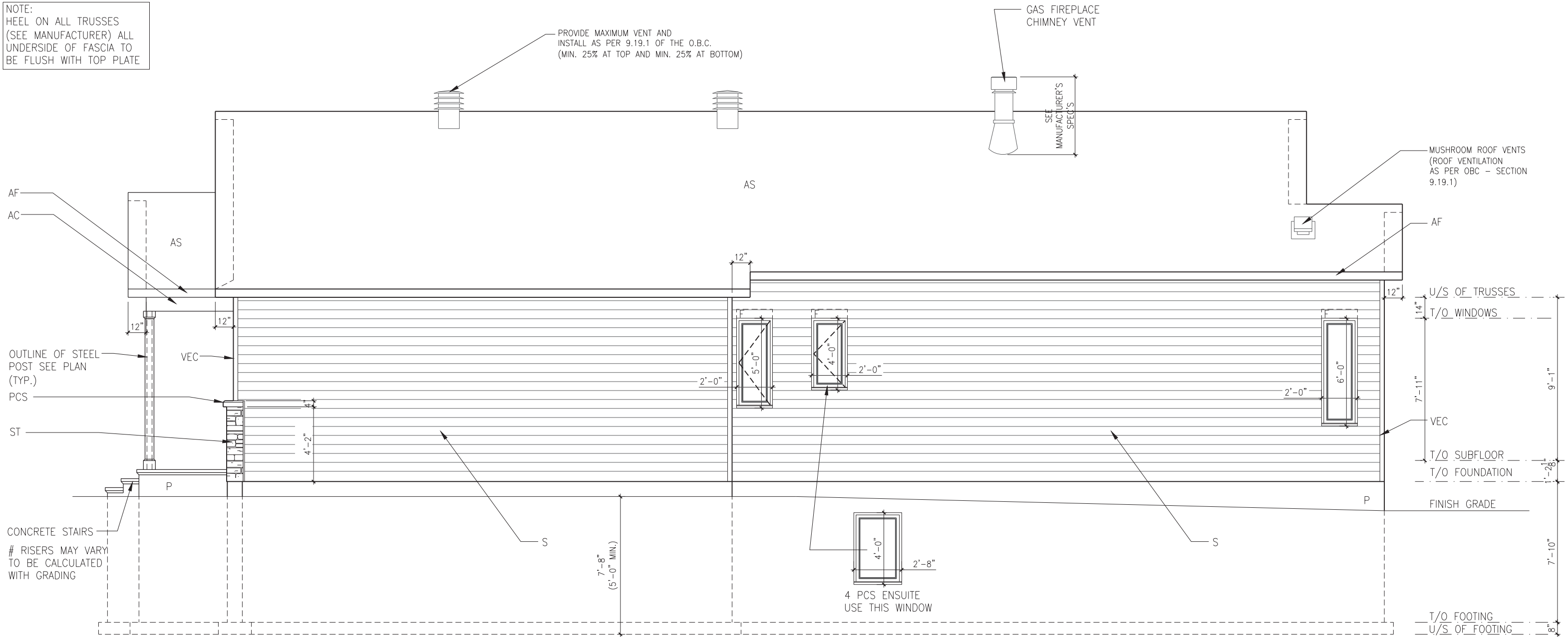
DRAWING: **ELEVATION C - RIGHT**

ADDRESS: XX | SCALE: 3/16" = 1'-0" | DATE: XX/XX/XXXX

1026 - THE MEDLEY
2018 FOOTPRINT
(STANDARD DRAWINGS)

A2c

NOTE:
HEEL ON ALL TRUSSES
(SEE MANUFACTURER) ALL
UNDERSIDE OF FASCIA TO
BE FLUSH WITH TOP PLATE



UNPROTECTED OPENINGS:
PROPERTY SET BACK 1.2m, ALLOWABLE 7 %
AREA OF EXPOSED BUILDING FACE - 66 m. sq.
AREA OF UNPROTECTED OPENINGS - 2.7 m. sq.
PERCENTAGE OF UNPROTECTED OPENINGS - 4.1 %

ELEVATION C - RIGHT (SUNROOM)

SCALE: 3/16" = 1'-0"

LOT: **XXXX**
DATE: **XX/XX/XXXX**



A - ALL CONTRACTORS SHALL PERFORM THEIR WORK WHETHER DESCRIBED OR NOT, ACCORDING TO THE APPLICABLE BUILDING CODE REQUIREMENTS AND MUNICIPAL REGULATIONS.
B - THE GENERAL CONTRACTOR SHALL CHECK AND VERIFY ALL DIMENSIONS AND REPORT ERRORS AND OMISSIONS TO VALECRAFT'S ARCHITECTURAL DEPARTMENT.
C - NO DIMENSION SHOULD BE SCALED ON DRAWINGS.
D - THE GENERAL CONTRACTOR OR SUB-CONTRACTORS WILL BE HELD RESPONSIBLE FOR ALL WORK DONE ON THE CONSTRUCTION SITE.
E - THIS DRAWING IS TO BE USED IN CONJUNCTION WITH SCHEDULE B-1A AND ANY 680'S AND MAY SHOW ONLY SOME OF THE CHANGES DETAILED ON THAT DOCUMENT. SHOULD THE DRAWINGS NOT SHOW ALL ITEMS CONTAINED ON A SCHEDULE OR MISS OTHER ITEMS ALTOGETHER, THE SCHEDULE IS CONSIDERED THE GOVERNING DOCUMENT.

I, MARC-ANDRE DECOEUR, ARCHITECTURAL MANAGER FOR VALECRAFT HOMES LTD., HAVE REVIEWED THE FOLLOWING DOCUMENTS AND TAKE RESPONSIBILITY FOR THE DESIGN ACTIVITIES.

REV-2	AS PER STRUCTURAL	09/17/2018	VH
REV-1	NEW STANDARD DRWG MODIFICATION	15/01/2018	DOYON
NO.	DESCRIPTION	DATE	BY

EXTERIOR FINISH LEGEND:

- B - BRICK (MAIN)
- B1 - BRICK SOLDIER COURSE (ACCENT)
- B2 - BRICK SOLDIER COURSE (ACCENT) + 20mm PROUD
- B3 - BRICK SLEEPER COURSE
- B4 - STACK BOND (ACCENT)
- B5 - BRICK SILL (ACCENT)
- B6 - BRICK ROW LOCK (ACCENT)
- B7 - BRICK CORRELLING
- B8 - BRICK COINING 20mm PROUD
- +20 - BRICK 20mm PROUD
- 20 - BRICK 20mm RECESSED
- S - SIDING (HORIZONTAL)
- ST - STONE VENEER
- T - TRIM 200mm COVE SIDING
- AF - ALUMINUM FASCIA
- AC - ALUMINUM CLADDING
- AB - 48" ALUMINUM BAND
- AS - ASPHALT SHINGLES
- F - FLASHING
- V - ROOF VENT (MAXIMUM)
- P - PARGING
- PC - PARGING
- PCH10 - PRECAST HEADER 10"
- PCH8 - PRECAST HEADER 8"
- PCS - PRECAST SILL
- PCB - PRECAST BAND
- VS - VINYL SHAKES
- VEC - SIDING (VERTICAL CORNER)

2012 O.B.C. DRAWINGS

DRAWING: **ELEVATION C - RIGHT (SUNROOM)**

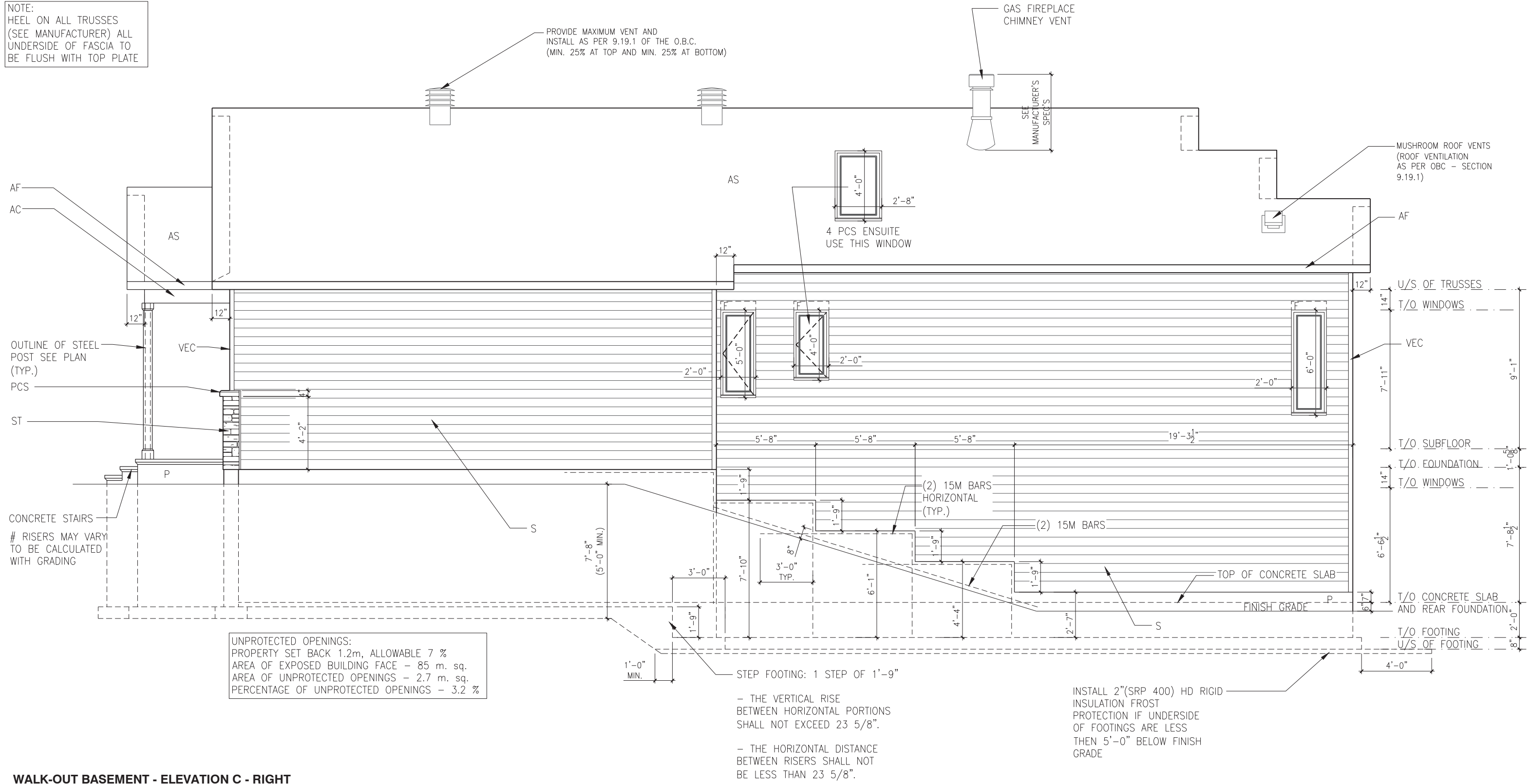
ADDRESS: **XX** | SCALE: **3/16" = 1'-0"** | DATE: **XX/XX/XXXX**

1026 - THE MEDLEY 2018 FOOTPRINT

(STANDARD DRAWINGS)

SHEET: **A2c**

NOTE:
HEEL ON ALL TRUSSES
(SEE MANUFACTURER) ALL
UNDERSIDE OF FASCIA TO
BE FLUSH WITH TOP PLATE



WALK-OUT BASEMENT - ELEVATION C - RIGHT
SCALE: 3/16" = 1'-0"

LOT: XXXX
DATE: XX/XX/XXXX



A - ALL CONTRACTORS SHALL PERFORM THEIR WORK WHETHER DESCRIBED OR NOT, ACCORDING TO THE APPLICABLE BUILDING CODE REQUIREMENTS AND MUNICIPAL REGULATIONS.
B - THE GENERAL CONTRACTOR SHALL CHECK AND VERIFY ALL DIMENSIONS AND REPORT ERRORS AND OMISSIONS TO VALECRAFT'S ARCHITECTURAL DEPARTMENT.
C - NO DIMENSION SHOULD BE SCALED ON DRAWINGS.
D - THE GENERAL CONTRACTOR OR SUB-CONTRACTORS WILL BE HELD RESPONSIBLE FOR ALL WORK DONE ON THE CONSTRUCTION SITE.
E - THIS DRAWING IS TO BE USED IN CONJUNCTION WITH SCHEDULE B-1A AND ANY 680'S AND MAY SHOW ONLY SOME OF THE CHANGES DETAILED ON THAT DOCUMENT. SHOULD THE DRAWINGS NOT SHOW ALL ITEMS CONTAINED ON A SCHEDULE OR MISS OTHER ITEMS ALTOGETHER, THE SCHEDULE IS CONSIDERED THE GOVERNING DOCUMENT.

I. MARC-ANDRE DECOEUR, ARCHITECTURAL MANAGER FOR VALECRAFT HOMES LTD., HAVE REVIEWED THE FOLLOWING DOCUMENTS AND TAKE RESPONSIBILITY FOR THE DESIGN ACTIVITIES.

- PERSONAL BCIN #44555
- TARIION REGISTRATION NUMBER #611

** SEE SIGNED SCHEDULE 1: DESIGNER INFORMATION FORM **

REV-NO.	DESCRIPTION	DATE	BY
REV-2	AS PER STRUCTURAL	09/17/2018	VH
REV-1	NEW STANDARD DRWG MODIFICATION	15/01/2018	DOYON

- EXTERIOR FINISH LEGEND:**
- B - BRICK (MAIN)
 - B1 - BRICK SOLDIER COURSE (ACCENT)
 - B2 - BRICK SOLDIER COURSE (ACCENT) + 20mm PROUD
 - B3 - BRICK SLEEPER COURSE
 - B4 - STACK BOND (ACCENT)
 - B5 - BRICK SILL (ACCENT)
 - B6 - BRICK ROW LOCK (ACCENT)
 - B7 - BRICK CORRELLING
 - B8 - BRICK COINING 20mm PROUD
 - +20 - BRICK 20mm PROUD
 - 20 - BRICK 20mm RECESSED
 - S - SIDING (HORIZONTAL)
 - ST - STONE VENEER
 - T - TRIM 200mm COVE SIDING
 - AF - ALUMINUM FASCIA
 - AC - ALUMINUM CLADDING
 - AB - 48" ALUMINUM BAND
 - AS - ASPHALT SHINGLES
 - F - FLASHING
 - V - ROOF VENT (MAXIMUM)
 - P - PARGING
 - PC - PARGING
 - PCH10 - PRECAST HEADER 10"
 - PCH8 - PRECAST HEADER 8"
 - PCS - PRECAST SILL
 - PCB - PRECAST BAND
 - VS - VINYL SHAKES
 - VEC - SIDING (VERTICAL CORNER)

UNPROTECTED OPENINGS:
PROPERTY SET BACK 1.2m, ALLOWABLE 7%
AREA OF EXPOSED BUILDING FACE - 85 m. sq.
AREA OF UNPROTECTED OPENINGS - 2.7 m. sq.
PERCENTAGE OF UNPROTECTED OPENINGS - 3.2%

STEP FOOTING: 1 STEP OF 1'-9"

- THE VERTICAL RISE BETWEEN HORIZONTAL PORTIONS SHALL NOT EXCEED 23 5/8".

- THE HORIZONTAL DISTANCE BETWEEN RISERS SHALL NOT BE LESS THAN 23 5/8".

INSTALL 2"(SRP 400) HD RIGID INSULATION FROST PROTECTION IF UNDERSIDE OF FOOTINGS ARE LESS THEN 5'-0" BELOW FINISH GRADE

2012 O.B.C. DRAWINGS

DRAWING: **WALK-OUT BASEMENT ELEVATION C - RIGHT**

ADDRESS: XX | SCALE: 3/16" = 1'-0" | DATE: XX/XX/XXXX

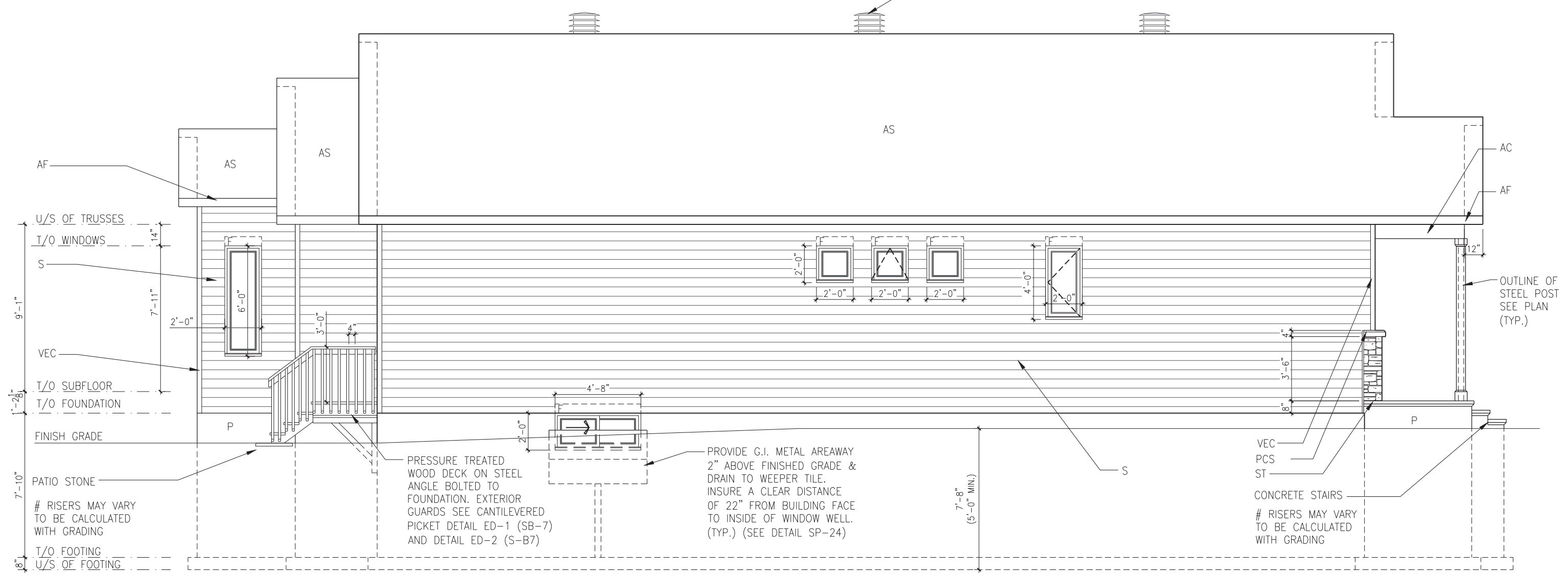
1026 - THE MEDLEY 2018 FOOTPRINT

(STANDARD DRAWINGS)

A2c

NOTE:
HEEL ON ALL TRUSSES
(SEE MANUFACTURER) ALL
UNDERSIDE OF FASCIA TO
BE FLUSH WITH TOP PLATE

PROVIDE MAXIMUM VENT AND
INSTALL AS PER 9.19.1 OF THE O.B.C.
(MIN. 25% AT TOP AND MIN. 25% AT BOTTOM)



UNPROTECTED OPENINGS:
PROPERTY SET BACK 1.2m, ALLOWABLE 7 %
AREA OF EXPOSED BUILDING FACE - 67 m. sq.
AREA OF UNPROTECTED OPENINGS - 3.57 m. sq.
PERCENTAGE OF UNPROTECTED OPENINGS - 5.3 %

ELEVATION C - LEFT
SCALE: 3/16" = 1'-0"

LOT: XXXX
DATE: XX/XX/XXXX



A - ALL CONTRACTORS SHALL PERFORM THEIR WORK WHETHER DESCRIBED OR NOT, ACCORDING TO THE APPLICABLE BUILDING CODE REQUIREMENTS AND MUNICIPAL REGULATIONS.
B - THE GENERAL CONTRACTOR SHALL CHECK AND VERIFY ALL DIMENSIONS AND REPORT ERRORS AND OMISSIONS TO VALECRAFT'S ARCHITECTURAL DEPARTMENT.
C - NO DIMENSION SHOULD BE SCALED ON DRAWINGS.
D - THE GENERAL CONTRACTOR OR SUB-CONTRACTORS WILL BE HELD RESPONSIBLE FOR ALL WORK DONE ON THE CONSTRUCTION SITE.
E - THIS DRAWING IS TO BE USED IN CONJUNCTION WITH SCHEDULE B-1A AND ANY 680'S AND MAY SHOW ONLY SOME OF THE CHANGES DETAILED ON THAT DOCUMENT. SHOULD THE DRAWINGS NOT SHOW ALL ITEMS CONTAINED ON A SCHEDULE OR MISS OTHER ITEMS ALTOGETHER, THE SCHEDULE IS CONSIDERED THE GOVERNING DOCUMENT.

L. MARC-ANDRE DECOEUR, ARCHITECTURAL MANAGER FOR VALECRAFT HOMES LTD., HAVE REVIEWED THE FOLLOWING DOCUMENTS AND TAKE RESPONSIBILITY FOR THE DESIGN ACTIVITIES.

- PERSONAL BCIN #44555
- TARIION REGISTRATION NUMBER #611

** SEE SIGNED SCHEDULE 1: DESIGNER INFORMATION FORM **

REV-NO.	DESCRIPTION	DATE	BY
REV-2	AS PER STRUCTURAL	09/17/2018	VH
REV-1	NEW STANDARD DRWG MODIFICATION	15/01/2018	DOYON

- EXTERIOR FINISH LEGEND:
- B - BRICK (MAIN)
 - B1 - BRICK SOLDIER COURSE (ACCENT)
 - B2 - BRICK SOLDIER COURSE (ACCENT) + 20mm PROUD
 - B3 - BRICK SLEEPER COURSE
 - B4 - STACK BOND (ACCENT)
 - B5 - BRICK SILL (ACCENT)
 - B6 - BRICK ROW LOCK (ACCENT)
 - B7 - BRICK CORRELLING
 - B8 - BRICK COINING 20mm PROUD
 - +20 - BRICK 20mm PROUD
 - 20 - BRICK 20mm RECESSED
 - S - SIDING (HORIZONTAL)
 - ST - STONE VENEER
 - T - TRIM 200mm COVE SIDING
 - AF - ALUMINUM FASCIA
 - AC - ALUMINUM CLADDING
 - AB - 48" ALUMINUM BAND
 - AS - ASPHALT SHINGLES
 - F - FLASHING
 - V - ROOF VENT (MAXIMUM)
 - P - PARGING
 - PC - PARGING
 - PCH8 - PRECAST HEADER 8"
 - PCS - PRECAST SILL
 - PCB - PRECAST BAND
 - VS - VINYL SHAKES
 - VEC - SIDING (VERTICAL CORNER)

2012 O.B.C. DRAWINGS

DRAWING: **ELEVATION C - LEFT**

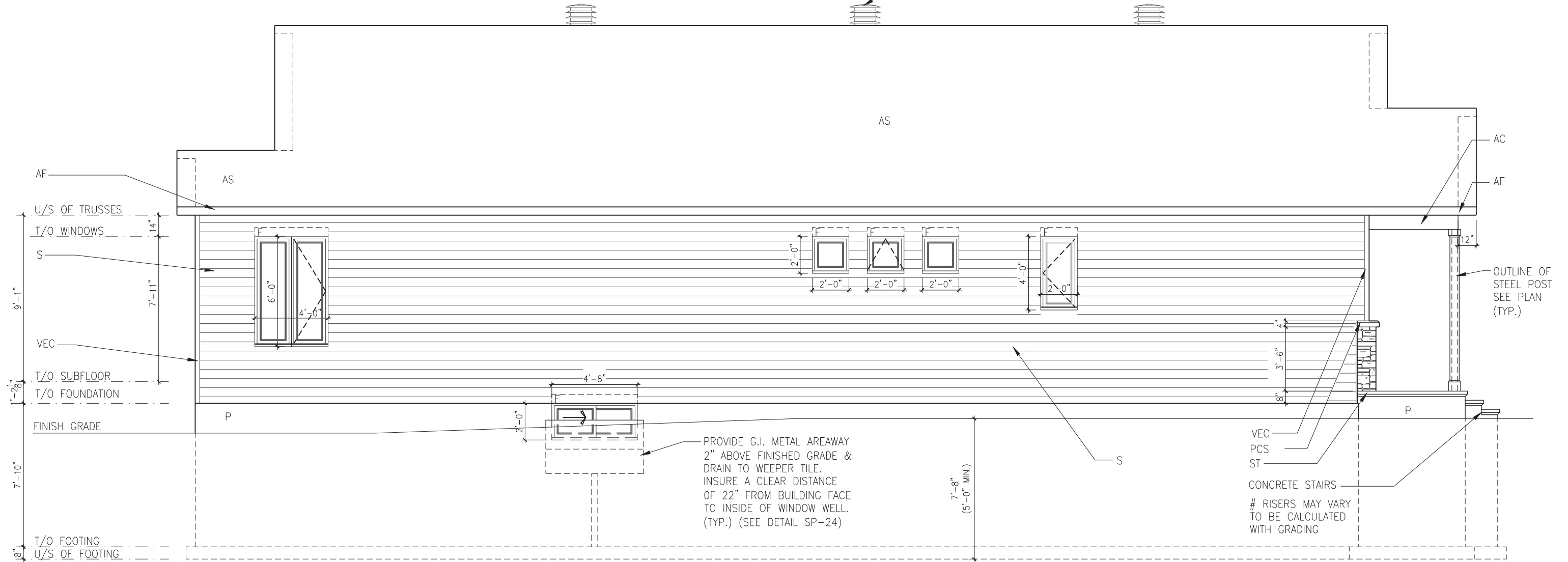
ADDRESS: XX | SCALE: 3/16" = 1'-0" | DATE: XX/XX/XXXX

1026 - THE MEDLEY
2018 FOOTPRINT
(STANDARD DRAWINGS)

SHEET: **A3c**

NOTE:
HEEL ON ALL TRUSSES
(SEE MANUFACTURER) ALL
UNDERSIDE OF FASCIA TO
BE FLUSH WITH TOP PLATE

PROVIDE MAXIMUM VENT AND
INSTALL AS PER 9.19.1 OF THE O.B.C.
(MIN. 25% AT TOP AND MIN. 25% AT BOTTOM)



UNPROTECTED OPENINGS:
PROPERTY SET BACK 1.2m, ALLOWABLE 7 %
AREA OF EXPOSED BUILDING FACE - 67 m. sq.
AREA OF UNPROTECTED OPENINGS - 4.67 m. sq.
PERCENTAGE OF UNPROTECTED OPENINGS - 6.9 %

ELEVATION C - LEFT (SUNROOM)

SCALE: 3/16" = 1'-0"

LOT: XXXX
DATE: XX/XX/XXXX



A - ALL CONTRACTORS SHALL PERFORM THEIR WORK WHETHER DESCRIBED OR NOT, ACCORDING TO THE APPLICABLE BUILDING CODE REQUIREMENTS AND MUNICIPAL REGULATIONS.
B - THE GENERAL CONTRACTOR SHALL CHECK AND VERIFY ALL DIMENSIONS AND REPORT ERRORS AND OMISSIONS TO VALECRAFT'S ARCHITECTURAL DEPARTMENT.
C - NO DIMENSION SHOULD BE SCALED ON DRAWINGS.
D - THE GENERAL CONTRACTOR OR SUB-CONTRACTORS WILL BE HELD RESPONSIBLE FOR ALL WORK DONE ON THE CONSTRUCTION SITE.
E - THIS DRAWING IS TO BE USED IN CONJUNCTION WITH SCHEDULE B-1A AND ANY 680'S AND MAY SHOW ONLY SOME OF THE CHANGES DETAILED ON THAT DOCUMENT. SHOULD THE DRAWINGS NOT SHOW ALL ITEMS CONTAINED ON A SCHEDULE OR MISS OTHER ITEMS ALTOGETHER, THE SCHEDULE IS CONSIDERED THE GOVERNING DOCUMENT.

I, MARC-ANDRE DECOEUR, ARCHITECTURAL MANAGER FOR VALECRAFT HOMES LTD., HAVE REVIEWED THE FOLLOWING DOCUMENTS AND TAKE RESPONSIBILITY FOR THE DESIGN ACTIVITIES.

- PERSONAL BCIN #44555
- TARIION REGISTRATION NUMBER #611

** SEE SIGNED SCHEDULE 1: DESIGNER INFORMATION FORM **

REV-NO.	DESCRIPTION	DATE	BY
REV-2	AS PER STRUCTURAL	09/17/2018	VH
REV-1	NEW STANDARD DRWG MODIFICATION	15/01/2018	DOYON

EXTERIOR FINISH LEGEND:

- B - BRICK (MAIN)
- B1 - BRICK SOLDIER COURSE (ACCENT)
- B2 - BRICK SOLDIER COURSE (ACCENT) + 20mm PROUD
- B3 - BRICK SLEEPER COURSE
- B4 - STACK BOND (ACCENT)
- B5 - BRICK SILL (ACCENT)
- B6 - BRICK ROW LOCK (ACCENT)
- B7 - BRICK CORRELLING
- B8 - BRICK COINING 20mm PROUD
- +20 - BRICK 20mm PROUD
- 20 - BRICK 20mm RECESSED
- S - SIDING (HORIZONTAL)
- ST - STONE VENEER
- T - TRIM 200mm COVE SIDING
- AF - ALUMINUM FASCIA
- AC - ALUMINUM CLADDING
- AB - 48" ALUMINUM BAND
- AS - ASPHALT SHINGLES
- F - FLASHING
- V - ROOF VENT (MAXIMUM)
- P - PARGING
- PC - PARGING
- PCH10 - PRECAST HEADER 10"
- PCH8 - PRECAST HEADER 8"
- PCS - PRECAST SILL
- PCB - PRECAST BAND
- VS - VINYL SHAKES
- VEC - SIDING (VERTICAL CORNER)

2012 O.B.C. DRAWINGS

DRAWING: **ELEVATION C - LEFT (SUNROOM)**

ADDRESS: XX | SCALE: 3/16" = 1'-0" | DATE: XX/XX/XXXX

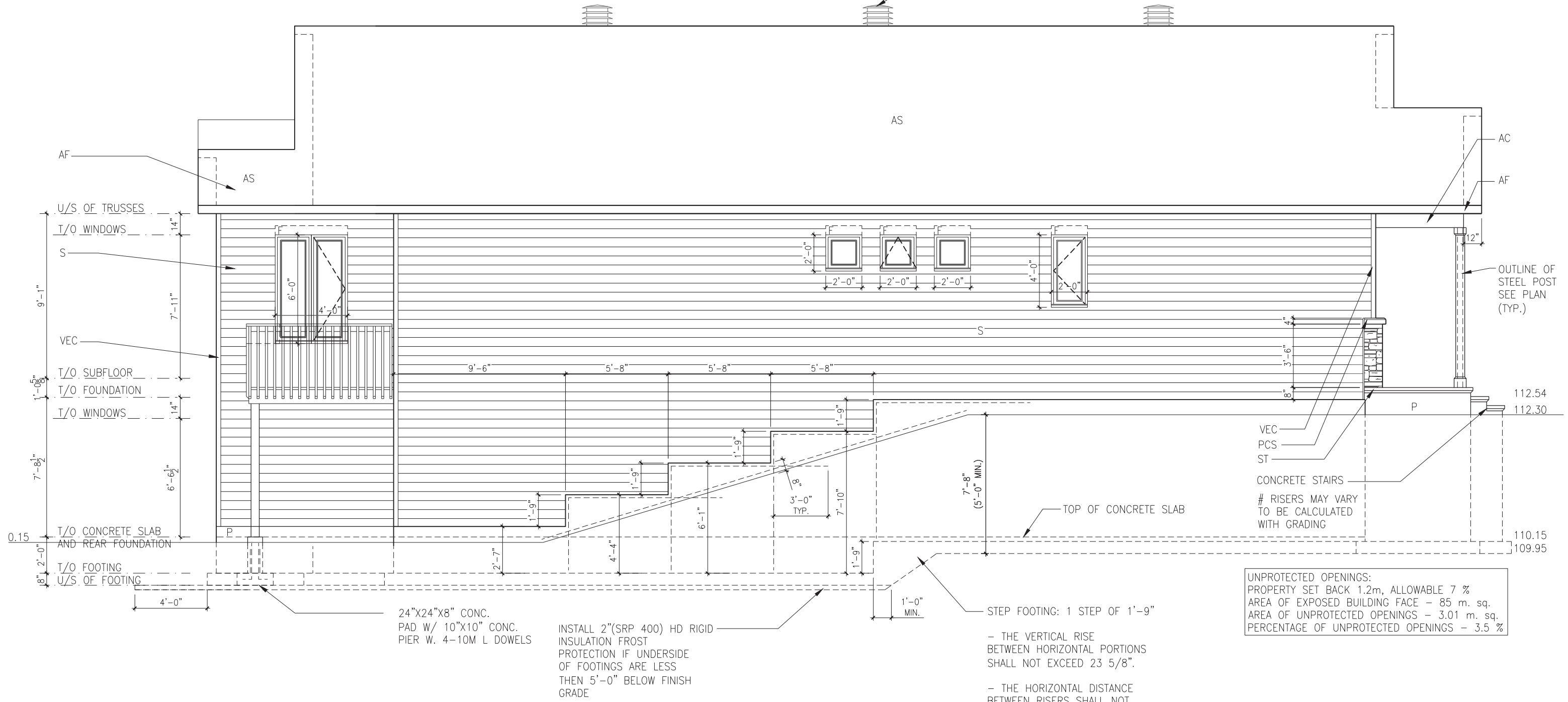
1026 - THE MEDLEY
2018 FOOTPRINT

(STANDARD DRAWINGS)

SHEET: **A3c**

NOTE:
HEEL ON ALL TRUSSES
(SEE MANUFACTURER) ALL
UNDERSIDE OF FASCIA TO
BE FLUSH WITH TOP PLATE

PROVIDE MAXIMUM VENT AND
INSTALL AS PER 9.19.1 OF THE O.B.C.
(MIN. 25% AT TOP AND MIN. 25% AT BOTTOM)



UNPROTECTED OPENINGS:
PROPERTY SET BACK 1.2m, ALLOWABLE 7 %
AREA OF EXPOSED BUILDING FACE - 85 m. sq.
AREA OF UNPROTECTED OPENINGS - 3.01 m. sq.
PERCENTAGE OF UNPROTECTED OPENINGS - 3.5 %

WALK-OUT BASEMENT - ELEVATION C - LEFT
SCALE: 3/16" = 1'-0"

LOT: XXXX
DATE: XX/XX/XXXX



A - ALL CONTRACTORS SHALL PERFORM THEIR WORK WHETHER DESCRIBED OR NOT, ACCORDING TO THE APPLICABLE BUILDING CODE REQUIREMENTS AND MUNICIPAL REGULATIONS.
B - THE GENERAL CONTRACTOR SHALL CHECK AND VERIFY ALL DIMENSIONS AND REPORT ERRORS AND OMISSIONS TO VALECRAFT'S ARCHITECTURAL DEPARTMENT.
C - NO DIMENSION SHOULD BE SCALED ON DRAWINGS.
D - THE GENERAL CONTRACTOR OR SUB-CONTRACTORS WILL BE HELD RESPONSIBLE FOR ALL WORK DONE ON THE CONSTRUCTION SITE.
E - THIS DRAWING IS TO BE USED IN CONJUNCTION WITH SCHEDULE B-1A AND ANY 680'S AND MAY SHOW ONLY SOME OF THE CHANGES DETAILED ON THAT DOCUMENT. SHOULD THE DRAWINGS NOT SHOW ALL ITEMS CONTAINED ON A SCHEDULE OR MISS OTHER ITEMS ALTOGETHER, THE SCHEDULE IS CONSIDERED THE GOVERNING DOCUMENT.

L. MARC-ANDRE DECOEUR, ARCHITECTURAL MANAGER FOR VALECRAFT HOMES LTD., HAVE REVIEWED THE FOLLOWING DOCUMENTS AND TAKE RESPONSIBILITY FOR THE DESIGN ACTIVITIES.

- PERSONAL BCIN #44555
- TARIION REGISTRATION NUMBER #611

** SEE SIGNED SCHEDULE 1: DESIGNER INFORMATION FORM **

REV-NO.	DESCRIPTION	DATE	BY
REV-2	AS PER STRUCTURAL	09/17/2018	VH
REV-1	NEW STANDARD DRWG MODIFICATION	15/01/2018	DOYON

- EXTERIOR FINISH LEGEND:
- B - BRICK (MAIN)
 - B1 - BRICK SOLDIER COURSE (ACCENT)
 - B2 - BRICK SOLDIER COURSE (ACCENT) + 20mm PROUD
 - B3 - BRICK SLEEPER COURSE
 - B4 - STACK BOND (ACCENT)
 - B5 - BRICK SILL (ACCENT)
 - B6 - BRICK ROW LOCK (ACCENT)
 - B7 - BRICK CORRELLING
 - B8 - BRICK COINING 20mm PROUD
 - +20 - BRICK 20mm PROUD
 - 20 - BRICK 20mm RECESSED
 - S - SIDING (HORIZONTAL)
 - ST - STONE VENEER
 - T - TRIM 200mm COVE SIDING
 - AF - ALUMINUM FASCIA
 - AC - ALUMINUM CLADDING
 - AB - 48" ALUMINUM BAND
 - AS - ASPHALT SHINGLES
 - F - FLASHING
 - V - ROOF VENT (MAXIMUM)
 - P - PARGING
 - PC - PARGING
 - PCH10 - PRECAST HEADER 10"
 - PCH8 - PRECAST HEADER 8"
 - PCS - PRECAST SILL
 - PCB - PRECAST BAND
 - VS - VINYL SHAKES
 - VEC - SIDING (VERTICAL CORNER)

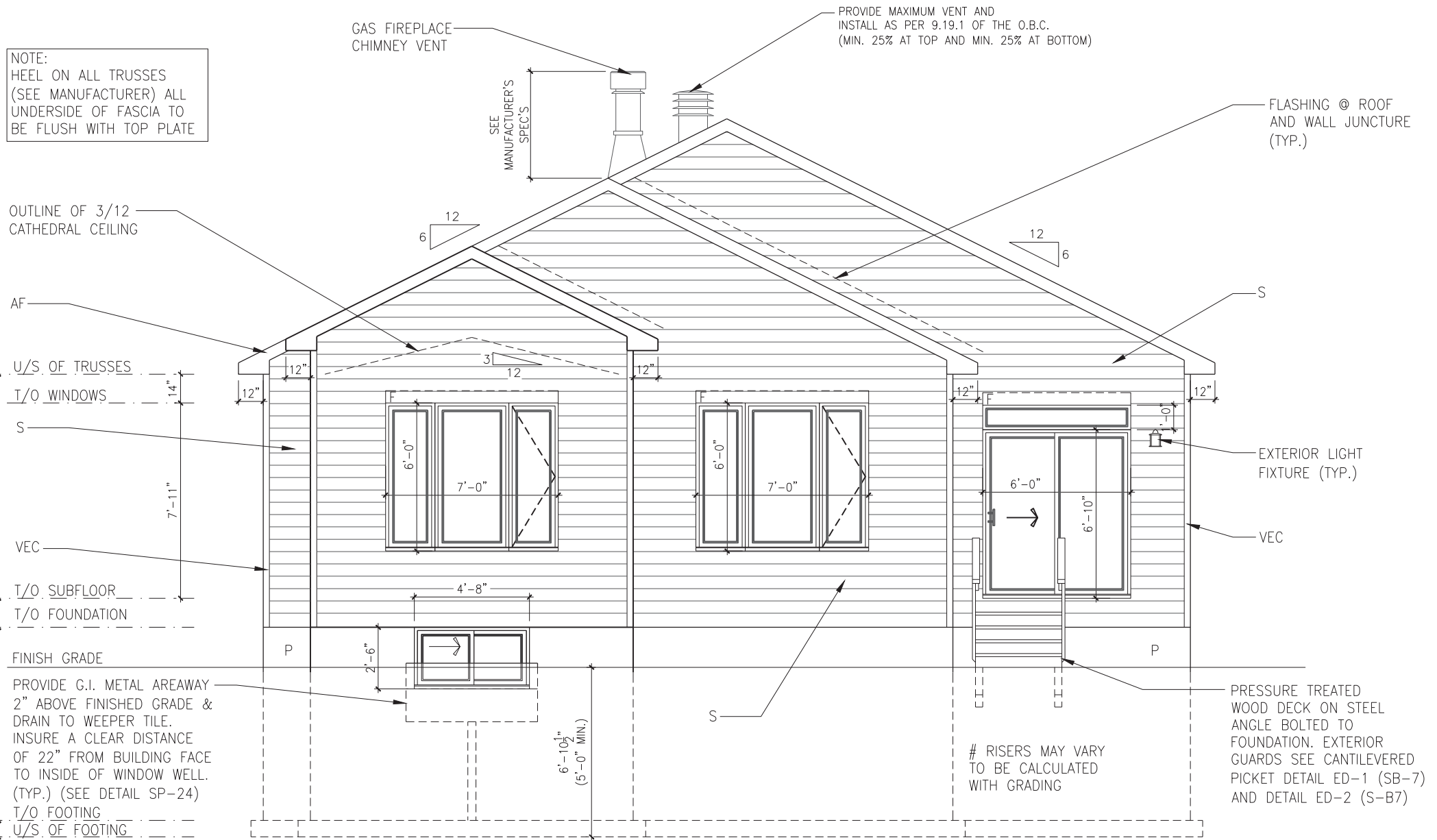
2012 O.B.C. DRAWINGS

DRAWING: **WALK-OUT BASEMENT ELEVATION C - LEFT**

ADDRESS: XX | SCALE: 3/16" = 1'-0" | DATE: XX/XX/XXXX

1026 - THE MEDLEY
2018 FOOTPRINT
(STANDARD DRAWINGS)

SHEET: **A3c**



ELEVATION C - REAR

SCALE: 3/16" = 1'-0"

LOT: XXXX
DATE: XX/XX/XXXX



A - ALL CONTRACTORS SHALL PERFORM THEIR WORK WHETHER DESCRIBED OR NOT, ACCORDING TO THE APPLICABLE BUILDING CODE REQUIREMENTS AND MUNICIPAL REGULATIONS.
 B - THE GENERAL CONTRACTOR SHALL CHECK AND VERIFY ALL DIMENSIONS AND REPORT ERRORS AND OMISSIONS TO VALECRAFT'S ARCHITECTURAL DEPARTMENT.
 C - NO DIMENSION SHOULD BE SCALED ON DRAWINGS.
 D - THE GENERAL CONTRACTOR OR SUB-CONTRACTORS WILL BE HELD RESPONSIBLE FOR ALL WORK DONE ON THE CONSTRUCTION SITE.
 E - THIS DRAWING IS TO BE USED IN CONJUNCTION WITH SCHEDULE B-1A AND ANY 680'S AND MAY SHOW ONLY SOME OF THE CHANGES DETAILED ON THAT DOCUMENT. SHOULD THE DRAWINGS NOT SHOW ALL ITEMS CONTAINED ON A SCHEDULE OR MISS OTHER ITEMS ALTOGETHER, THE SCHEDULE IS CONSIDERED THE GOVERNING DOCUMENT.

L. MARC-ANDRE DECOEUR, ARCHITECTURAL MANAGER FOR VALECRAFT HOMES LTD., HAVE REVIEWED THE FOLLOWING DOCUMENTS AND TAKE RESPONSIBILITY FOR THE DESIGN ACTIVITIES.

- PERSONAL BCIN #44555
- TARIION REGISTRATION NUMBER #611

** SEE SIGNED SCHEDULE 1: DESIGNER INFORMATION FORM **

REV-2	AS PER STRUCTURAL	09/17/2018	VH
REV-1	NEW STANDARD DRWG MODIFICATION	15/01/2018	DOYON
NO.	DESCRIPTION	DATE	BY

EXTERIOR FINISH LEGEND:

- B - BRICK (MAIN)
- B1 - BRICK SOLDIER COURSE (ACCENT)
- B2 - BRICK SOLDIER COURSE (ACCENT) + 20mm PROUD
- B3 - BRICK SLEEPER COURSE
- B4 - STACK BOND (ACCENT)
- B5 - BRICK SILL (ACCENT)
- B6 - BRICK ROW LOCK (ACCENT)
- B7 - BRICK CORRELLING
- B8 - BRICK COINING 20mm PROUD
- +20 - BRICK 20mm PROUD
- 20 - BRICK 20mm RECESSED
- S - SIDING (HORIZONTAL)
- ST - STONE VENEER
- T - TRIM 200mm COVE SIDING
- AF - ALUMINUM FASCIA
- AC - ALUMINUM CLADDING
- AB - 48" ALUMINUM BAND
- AS - ASPHALT SHINGLES
- F - FLASHING
- V - ROOF VENT (MAXIMUM)
- P - PARGING
- PC - PARGING
- PCH10 - PRECAST HEADER 10"
- PCH8 - PRECAST HEADER 8"
- PCS - PRECAST SILL
- PCB - PRECAST BAND
- VS - VINYL SHAKES
- VEC - SIDING (VERTICAL CORNER)

2012 O.B.C. DRAWINGS

DRAWING: **ELEVATION C - REAR**

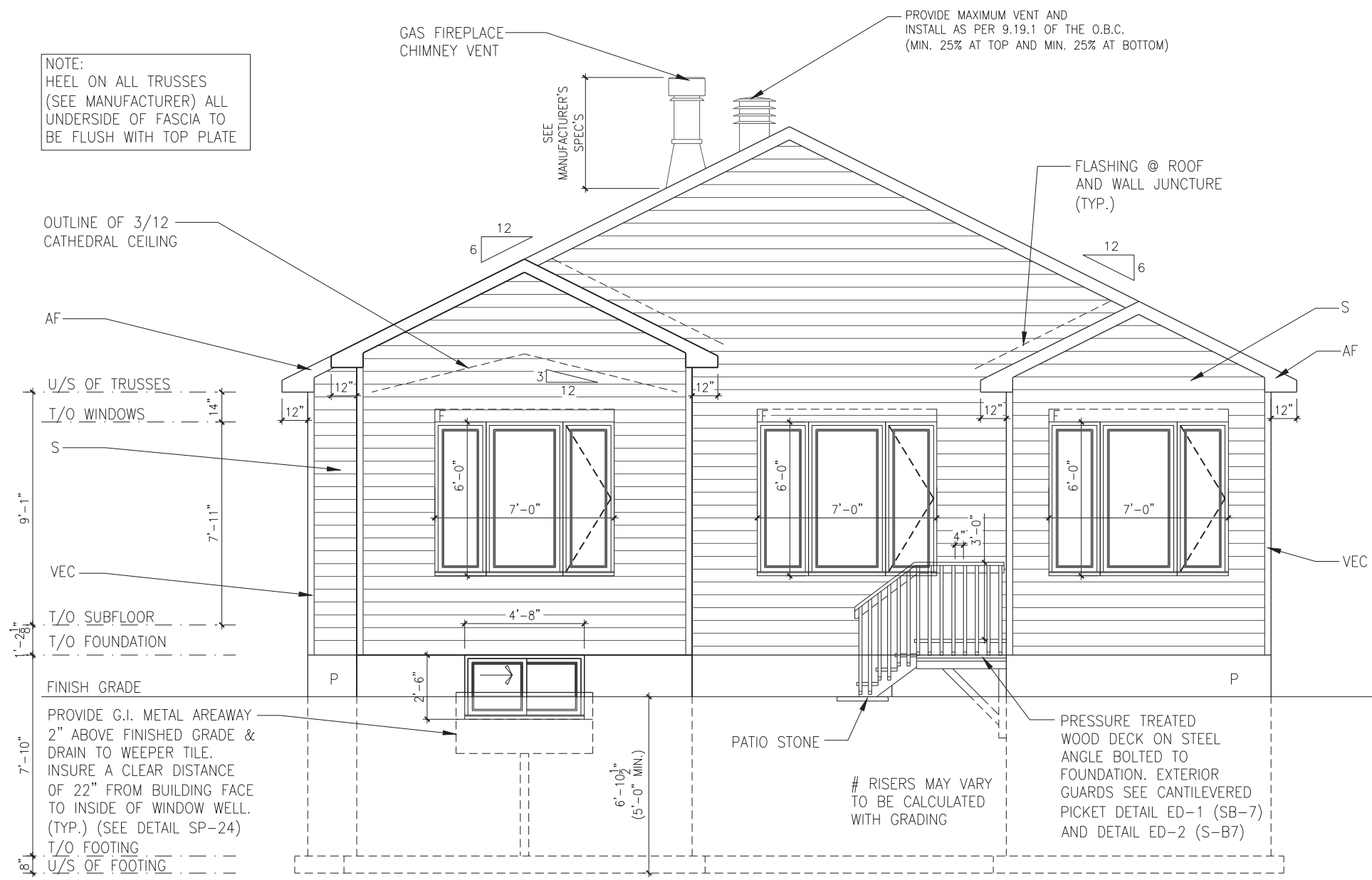
ADDRESS: XX | SCALE: 3/16" = 1'-0" | DATE: XX/XX/XXXX

1026 - THE MEDLEY
2018 FOOTPRINT

(STANDARD DRAWINGS)

SHEET:

A4c



ELEVATION C - REAR (SUNROOM)

SCALE: 3/16" = 1'-0"

LOT: XXXX
DATE: XX/XX/XXXX



A - ALL CONTRACTORS SHALL PERFORM THEIR WORK WHETHER DESCRIBED OR NOT, ACCORDING TO THE APPLICABLE BUILDING CODE REQUIREMENTS AND MUNICIPAL REGULATIONS.
 B - THE GENERAL CONTRACTOR SHALL CHECK AND VERIFY ALL DIMENSIONS AND REPORT ERRORS AND OMISSIONS TO VALECRAFT'S ARCHITECTURAL DEPARTMENT.
 C - NO DIMENSION SHOULD BE SCALED ON DRAWINGS.
 D - THE GENERAL CONTRACTOR OR SUB-CONTRACTORS WILL BE HELD RESPONSIBLE FOR ALL WORK DONE ON THE CONSTRUCTION SITE.
 E - THIS DRAWING IS TO BE USED IN CONJUNCTION WITH SCHEDULE B-1A AND ANY 680'S AND MAY SHOW ONLY SOME OF THE CHANGES DETAILED ON THAT DOCUMENT. SHOULD THE DRAWINGS NOT SHOW ALL ITEMS CONTAINED ON A SCHEDULE OR MISS OTHER ITEMS ALTOGETHER, THE SCHEDULE IS CONSIDERED THE GOVERNING DOCUMENT.

I, MARC-ANDRE DECOEUR, ARCHITECTURAL MANAGER FOR VALECRAFT HOMES LTD., HAVE REVIEWED THE FOLLOWING DOCUMENTS AND TAKE RESPONSIBILITY FOR THE DESIGN ACTIVITIES.

- PERSONAL BCIN #44555
- TARIION REGISTRATION NUMBER #611

** SEE SIGNED SCHEDULE 1: DESIGNER INFORMATION FORM **

REV-NO.	DESCRIPTION	DATE	BY
REV-2	AS PER STRUCTURAL	09/17/2018	VH
REV-1	NEW STANDARD DRWG MODIFICATION	15/01/2018	DOYON

EXTERIOR FINISH LEGEND:

- | | | |
|---|----------------------------|--------------------------------|
| B - BRICK (MAIN) | S - SIDING (HORIZONTAL) | PCH8 - PRECAST HEADER 8" |
| B1 - BRICK SOLDIER COURSE (ACCENT) | ST - STONE VENEER | PCS - PRECAST SILL |
| B2 - BRICK SOLDIER COURSE (ACCENT) + 20mm PROUD | T - TRIM 200mm COVE SIDING | PCB - PRECAST BAND |
| B3 - BRICK SLEEPER COURSE | AF - ALUMINUM FASCIA | VS - VINYL SHAKES |
| B4 - STACK BOND (ACCENT) | AC - ALUMINUM CLADDING | VEC - SIDING (VERTICAL CORNER) |
| B5 - BRICK SILL (ACCENT) | AB - 48" ALUMINUM BAND | |
| B6 - BRICK ROW LOCK (ACCENT) | AS - ASPHALT SHINGLES | |
| B7 - BRICK CORRELLING | F - FLASHING | |
| B8 - BRICK COINING 20mm PROUD | V - ROOF VENT (MAXIMUM) | |
| +20 - BRICK 20mm PROUD | P - PARGING | |
| -20 - BRICK 20mm RECESSED | PC - PARGING | |
| | PCH10 - PRECAST HEADER 10" | |

2012 O.B.C. DRAWINGS

DRAWING: **ELEVATION C - REAR (SUNROOM)**

ADDRESS: XX | SCALE: 3/16" = 1'-0" | DATE: XX/XX/XXXX

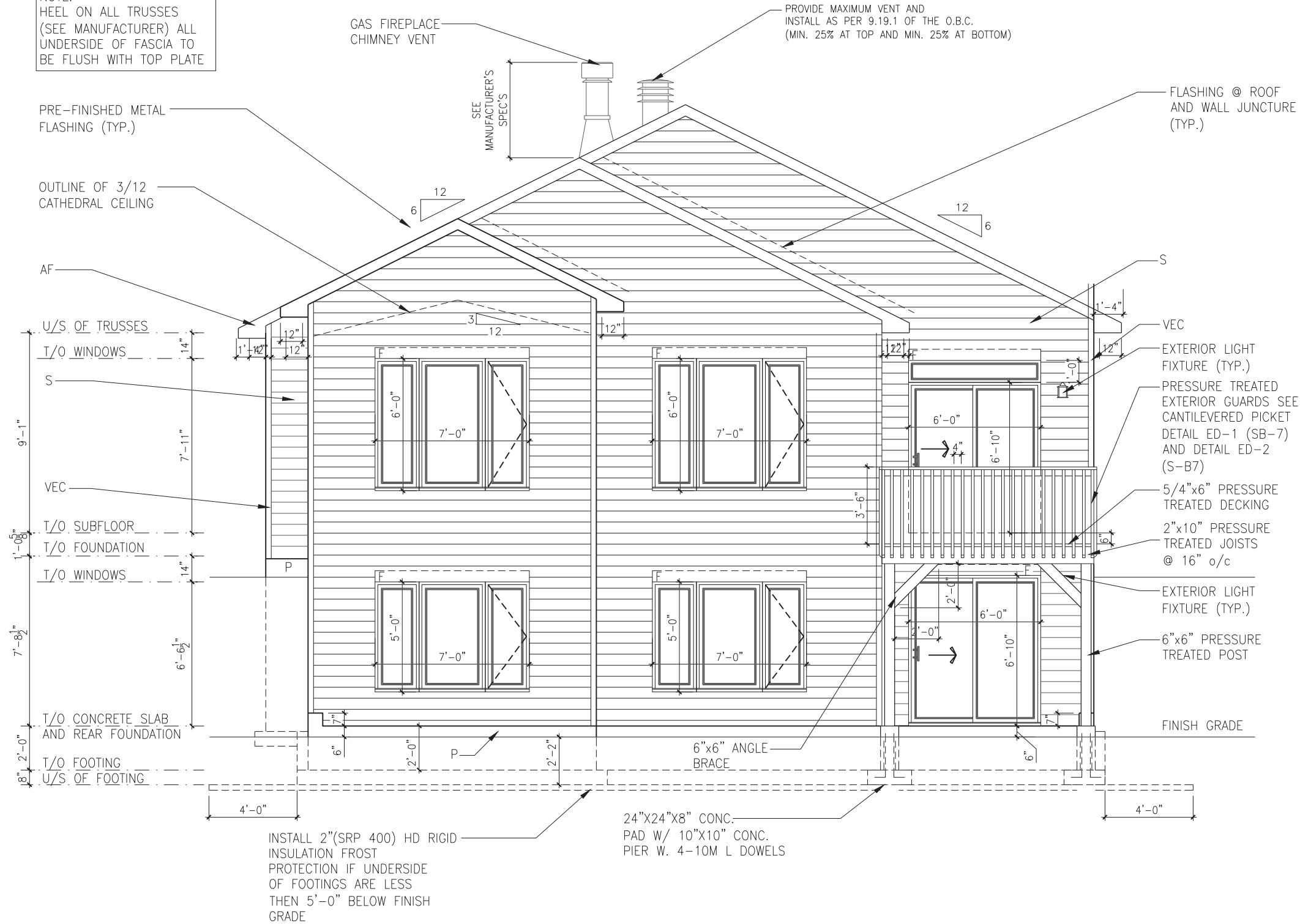
1026 - THE MEDLEY 2018 FOOTPRINT

(STANDARD DRAWINGS)

SHEET:

A4c

NOTE:
HEEL ON ALL TRUSSES
(SEE MANUFACTURER) ALL
UNDERSIDE OF FASCIA TO
BE FLUSH WITH TOP PLATE



WALK-OUT BASEMENT ELEVATION C - REAR
SCALE: 3/16" = 1'-0"

LOT: **XXXX**
DATE: **XX/XX/XXXX**



A - ALL CONTRACTORS SHALL PERFORM THEIR WORK WHETHER DESCRIBED OR NOT, ACCORDING TO THE APPLICABLE BUILDING CODE REQUIREMENTS AND MUNICIPAL REGULATIONS.
B - THE GENERAL CONTRACTOR SHALL CHECK AND VERIFY ALL DIMENSIONS AND REPORT ERRORS AND OMISSIONS TO VALECRAFT'S ARCHITECTURAL DEPARTMENT.
C - NO DIMENSION SHOULD BE SCALED ON DRAWINGS.
D - THE GENERAL CONTRACTOR OR SUB-CONTRACTORS WILL BE HELD RESPONSIBLE FOR ALL WORK DONE ON THE CONSTRUCTION SITE.
E - THIS DRAWING IS TO BE USED IN CONJUNCTION WITH SCHEDULE B-1A AND ANY 680'S AND MAY SHOW ONLY SOME OF THE CHANGES DETAILED ON THAT DOCUMENT. SHOULD THE DRAWINGS NOT SHOW ALL ITEMS CONTAINED ON A SCHEDULE OR MISS OTHER ITEMS ALTOGETHER, THE SCHEDULE IS CONSIDERED THE GOVERNING DOCUMENT.

I, MARC-ANDRE DECOEUR, ARCHITECTURAL MANAGER FOR VALECRAFT HOMES LTD., HAVE REVIEWED THE FOLLOWING DOCUMENTS AND TAKE RESPONSIBILITY FOR THE DESIGN ACTIVITIES.

- PERSONAL BCIN #44555
- TARIION REGISTRATION NUMBER #611

** SEE SIGNED SCHEDULE 1: DESIGNER INFORMATION FORM **

REV-NO.	DESCRIPTION	DATE	BY
REV-2	AS PER STRUCTURAL	09/17/2018	VH
REV-1	NEW STANDARD DRWG MODIFICATION	15/01/2018	DOYON

- EXTERIOR FINISH LEGEND:
- B - BRICK (MAIN)
 - B1 - BRICK SOLDIER COURSE (ACCENT)
 - B2 - BRICK SOLDIER COURSE (ACCENT) + 20mm PROUD
 - B3 - BRICK SLEEPER COURSE
 - B4 - STACK BOND (ACCENT)
 - B5 - BRICK SILL (ACCENT)
 - B6 - BRICK ROW LOCK (ACCENT)
 - B7 - BRICK CORRELLING
 - B8 - BRICK COINING 20mm PROUD
 - +20 - BRICK 20mm PROUD
 - 20 - BRICK 20mm RECESSED
 - S - SIDING (HORIZONTAL)
 - ST - STONE VENEER
 - T - TRIM 200mm COVE SIDING
 - AF - ALUMINUM FASCIA
 - AC - ALUMINUM CLADDING
 - AB - 48" ALUMINUM BAND
 - AS - ASPHALT SHINGLES
 - F - FLASHING
 - V - ROOF VENT (MAXIMUM)
 - P - PARGING
 - PC - PARGING
 - PCH10 - PRECAST HEADER 10"
 - PCH8 - PRECAST HEADER 8"
 - PCS - PRECAST SILL
 - PCB - PRECAST BAND
 - VS - VINYL SHAKES
 - VEC - SIDING (VERTICAL CORNER)

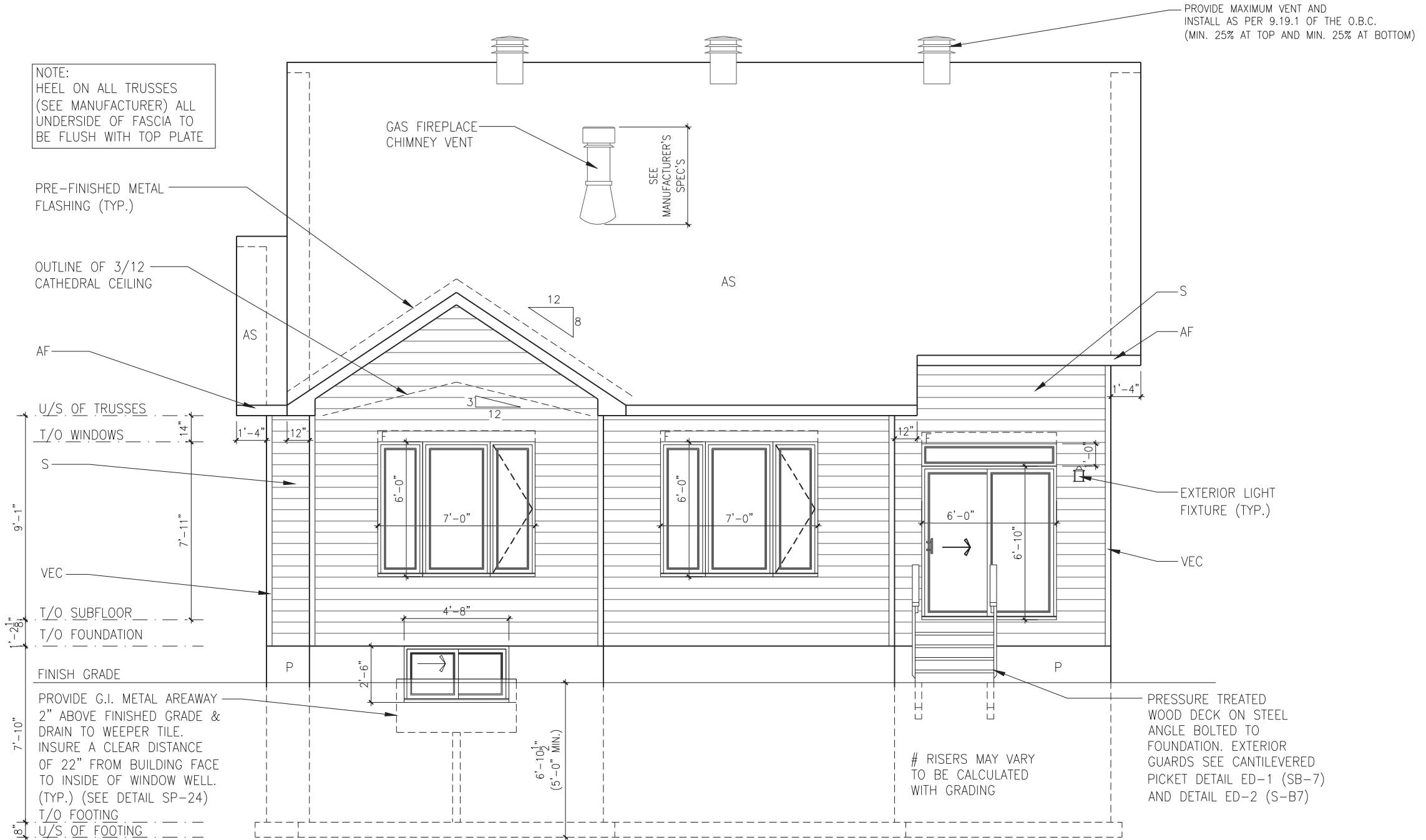
2012 O.B.C. DRAWINGS

DRAWING: **WALK-OUT BASEMENT ELEVATION C - REAR**

ADDRESS: **XX** | SCALE: **3/16" = 1'-0"** | DATE: **XX/XX/XXXX**

1026 - THE MEDLEY
2018 FOOTPRINT
(STANDARD DRAWINGS)

A4c



ELEVATION A, B - REAR
SCALE: 3/16" = 1'-0"

LOT: XXXX
DATE: XX/XX/XXXX



A - ALL CONTRACTORS SHALL PERFORM THEIR WORK WHETHER DESCRIBED OR NOT, ACCORDING TO THE APPLICABLE BUILDING CODE REQUIREMENTS AND MUNICIPAL REGULATIONS.
B - THE GENERAL CONTRACTOR SHALL CHECK AND VERIFY ALL DIMENSIONS AND REPORT ERRORS AND OMISSIONS TO VALECRAFT'S ARCHITECTURAL DEPARTMENT.
C - NO DIMENSION SHOULD BE SCALED ON DRAWINGS.
D - THE GENERAL CONTRACTOR OR SUB-CONTRACTORS WILL BE HELD RESPONSIBLE FOR ALL WORK DONE ON THE CONSTRUCTION SITE.
E - THIS DRAWING IS TO BE USED IN CONJUNCTION WITH SCHEDULE B-1A AND ANY 680'S AND MAY SHOW ONLY SOME OF THE CHANGES DETAILED ON THAT DOCUMENT. SHOULD THE DRAWINGS NOT SHOW ALL ITEMS CONTAINED ON A SCHEDULE OR MISS OTHER ITEMS ALTOGETHER, THE SCHEDULE IS CONSIDERED THE GOVERNING DOCUMENT.

I. MARC-ANDRE DECOEUR, ARCHITECTURAL MANAGER FOR VALECRAFT HOMES LTD., HAVE REVIEWED THE FOLLOWING DOCUMENTS AND TAKE RESPONSIBILITY FOR THE DESIGN ACTIVITIES.

- PERSONAL BCIN #44555
- TARIION REGISTRATION NUMBER #611

**** SEE SIGNED SCHEDULE 1: DESIGNER INFORMATION FORM ****

REV-NO.	DESCRIPTION	DATE	BY
REV-2	AS PER STRUCTURAL	09/17/2018	VH
REV-1	NEW STANDARD DRWG MODIFICATION	15/01/2018	DOYON

- EXTERIOR FINISH LEGEND:**
- B - BRICK (MAIN)
 - B1 - BRICK SOLDIER COURSE (ACCENT)
 - B2 - BRICK SOLDIER COURSE (ACCENT) + 20mm PROUD
 - B3 - BRICK SLEEPER COURSE
 - B4 - STACK BOND (ACCENT)
 - B5 - BRICK SILL (ACCENT)
 - B6 - BRICK ROW LOCK (ACCENT)
 - B7 - BRICK CORRELLING
 - B8 - BRICK COINING 20mm PROUD
 - +20 - BRICK 20mm PROUD
 - 20 - BRICK 20mm RECESSED
 - S - SIDING (HORIZONTAL)
 - ST - STONE VENEER
 - T - TRIM 200mm COVE SIDING
 - AF - ALUMINUM FASCIA
 - AC - ALUMINUM CLADDING
 - AB - 48" ALUMINUM BAND
 - AS - ASPHALT SHINGLES
 - F - FLASHING
 - V - ROOF VENT (MAXIMUM)
 - P - PARGING
 - PC - PARGING
 - PCH10 - PRECAST HEADER 10"
 - PCH8 - PRECAST HEADER 8"
 - PCS - PRECAST SILL
 - PCB - PRECAST BAND
 - VS - VINYL SHAKES
 - VEC - SIDING (VERTICAL CORNER)

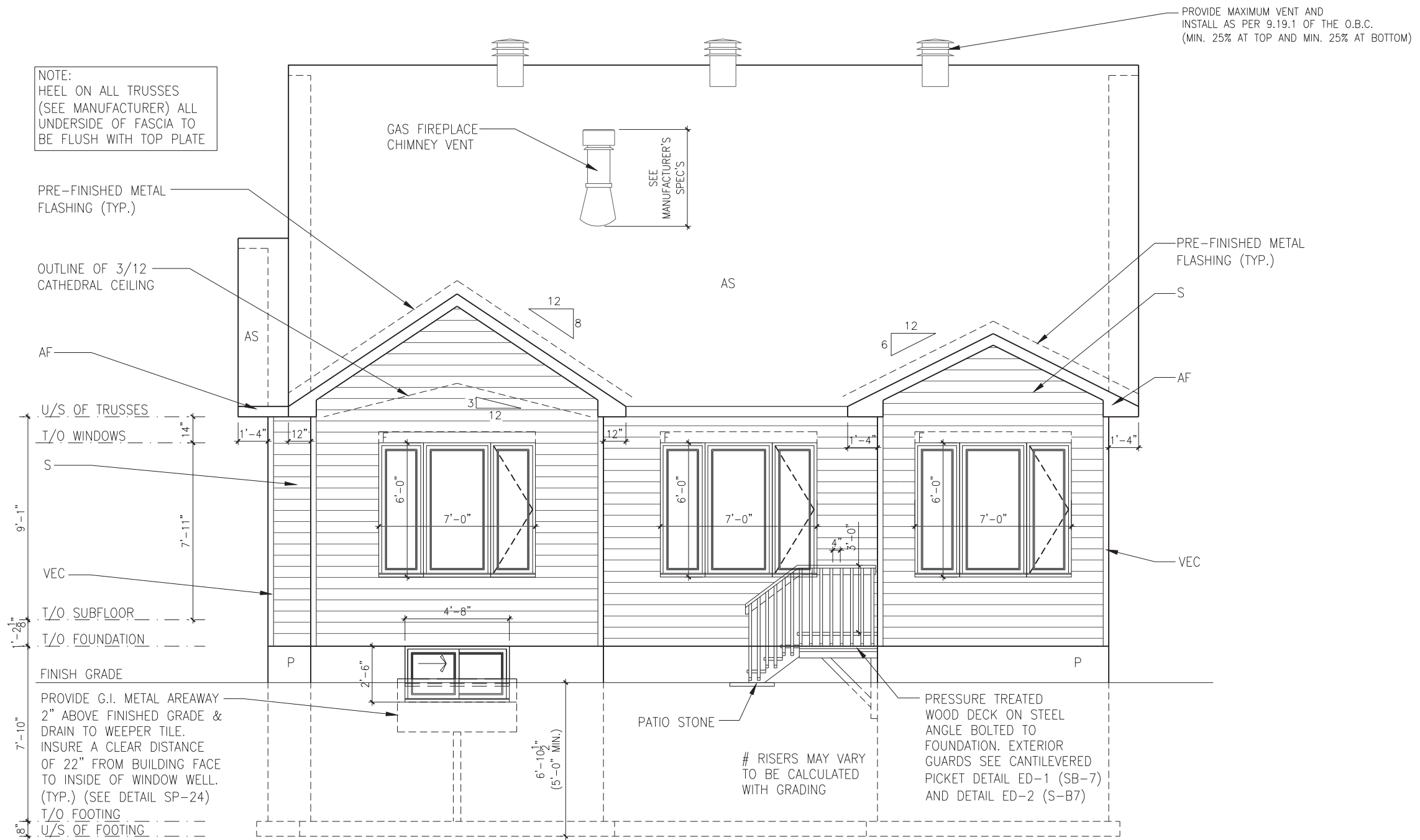
2012 O.B.C. DRAWINGS

DRAWING: **ELEVATION A, B - REAR**

ADDRESS: XX | SCALE: 3/16" = 1'-0" | DATE: XX/XX/XXXX

1026 - THE MEDLEY
2018 FOOTPRINT
(STANDARD DRAWINGS)

SHEET: **A4a**



ELEVATION A, B - REAR (SUNROOM)

SCALE: 3/16" = 1'-0"

LOT: XXXX
DATE: XX/XX/XXXX



A - ALL CONTRACTORS SHALL PERFORM THEIR WORK WHETHER DESCRIBED OR NOT, ACCORDING TO THE APPLICABLE BUILDING CODE REQUIREMENTS AND MUNICIPAL REGULATIONS.
 B - THE GENERAL CONTRACTOR SHALL CHECK AND VERIFY ALL DIMENSIONS AND REPORT ERRORS AND OMISSIONS TO VALECRAFT'S ARCHITECTURAL DEPARTMENT.
 C - NO DIMENSION SHOULD BE SCALED ON DRAWINGS.
 D - THE GENERAL CONTRACTOR OR SUB-CONTRACTORS WILL BE HELD RESPONSIBLE FOR ALL WORK DONE ON THE CONSTRUCTION SITE.
 E - THIS DRAWING IS TO BE USED IN CONJUNCTION WITH SCHEDULE B-1A AND ANY 680'S AND MAY SHOW ONLY SOME OF THE CHANGES DETAILED ON THAT DOCUMENT. SHOULD THE DRAWINGS NOT SHOW ALL ITEMS CONTAINED ON A SCHEDULE OR MISS OTHER ITEMS ALTOGETHER, THE SCHEDULE IS CONSIDERED THE GOVERNING DOCUMENT.

I, MARC-ANDRE DECOEUR, ARCHITECTURAL MANAGER FOR VALECRAFT HOMES LTD., HAVE REVIEWED THE FOLLOWING DOCUMENTS AND TAKE RESPONSIBILITY FOR THE DESIGN ACTIVITIES.

- PERSONAL BCIN #44555
 - TARIION REGISTRATION NUMBER #611
 ** SEE SIGNED SCHEDULE 1: DESIGNER INFORMATION FORM **

REV-2	AS PER STRUCTURAL	09/17/2018	VH
REV-1	NEW STANDARD DRWG MODIFICATION	15/01/2018	DOYON
NO.	DESCRIPTION	DATE	BY

EXTERIOR FINISH LEGEND:

- | | | |
|---|----------------------------|--------------------------------|
| B - BRICK (MAIN) | S - SIDING (HORIZONTAL) | PCH8 - PRECAST HEADER 8" |
| B1 - BRICK SOLDIER COURSE (ACCENT) | ST - STONE VENEER | PCS - PRECAST SILL |
| B2 - BRICK SOLDIER COURSE (ACCENT) + 20mm PROUD | T - TRIM 200mm COVE SIDING | PCB - PRECAST BAND |
| B3 - BRICK SLEEPER COURSE | AF - ALUMINUM FASCIA | VS - VINYL SHAKES |
| B4 - STACK BOND (ACCENT) | AC - ALUMINUM CLADDING | VEC - SIDING (VERTICAL CORNER) |
| B5 - BRICK SILL (ACCENT) | AB - 48" ALUMINUM BAND | |
| B6 - BRICK ROW LOCK (ACCENT) | AS - ASPHALT SHINGLES | |
| B7 - BRICK CORRELLING | F - FLASHING | |
| B8 - BRICK COINING 20mm PROUD | V - ROOF VENT (MAXIMUM) | |
| +20 - BRICK 20mm PROUD | P - PARGING | |
| -20 - BRICK 20mm RECESSED | PC - PARGING | |
| | PCH10 - PRECAST HEADER 10" | |

2012 O.B.C. DRAWINGS

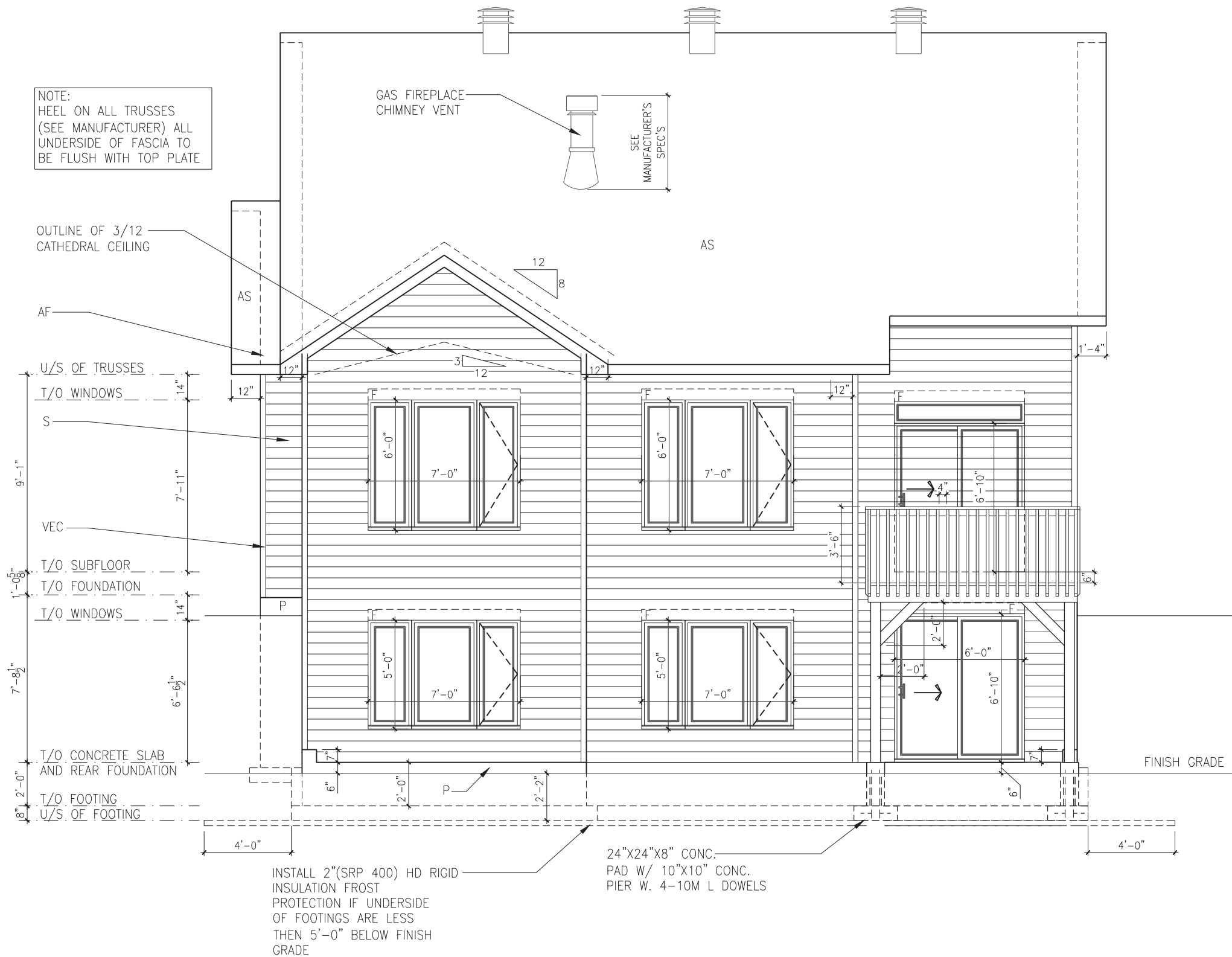
DRAWING: **ELEVATION A, B - REAR (SUNROOM)**

ADDRESS: XX | SCALE: 3/16" = 1'-0" | DATE: XX/XX/XXXX

1026 - THE MEDLEY 2018 FOOTPRINT

(STANDARD DRAWINGS)

A4a



WALK-OUT BASEMENT ELEVATION A, B - REAR

SCALE: 3/16" = 1'-0"

LOT: XXXX
DATE: XX/XX/XXXX



A - ALL CONTRACTORS SHALL PERFORM THEIR WORK WHETHER DESCRIBED OR NOT, ACCORDING TO THE APPLICABLE BUILDING CODE REQUIREMENTS AND MUNICIPAL REGULATIONS.
 B - THE GENERAL CONTRACTOR SHALL CHECK AND VERIFY ALL DIMENSIONS AND REPORT ERRORS AND OMISSIONS TO VALECRAFT'S ARCHITECTURAL DEPARTMENT.
 C - NO DIMENSION SHOULD BE SCALED ON DRAWINGS.
 D - THE GENERAL CONTRACTOR OR SUB-CONTRACTORS WILL BE HELD RESPONSIBLE FOR ALL WORK DONE ON THE CONSTRUCTION SITE.
 E - THIS DRAWING IS TO BE USED IN CONJUNCTION WITH SCHEDULE B-1A AND ANY 680'S AND MAY SHOW ONLY SOME OF THE CHANGES DETAILED ON THAT DOCUMENT. SHOULD THE DRAWINGS NOT SHOW ALL ITEMS CONTAINED ON A SCHEDULE OR MISS OTHER ITEMS ALTOGETHER, THE SCHEDULE IS CONSIDERED THE GOVERNING DOCUMENT.

I, MARC-ANDRE DECOEUR, ARCHITECTURAL MANAGER FOR VALECRAFT HOMES LTD., HAVE REVIEWED THE FOLLOWING DOCUMENTS AND TAKE RESPONSIBILITY FOR THE DESIGN ACTIVITIES.

PERSONAL BCIN #44555
 TARIION REGISTRATION NUMBER #611
 ** SEE SIGNED SCHEDULE 1: DESIGNER INFORMATION FORM **

REV-NO.	DESCRIPTION	DATE	BY
REV-2	AS PER STRUCTURAL	09/17/2018	VH
REV-1	NEW STANDARD DRWG MODIFICATION	15/01/2018	DOYON

EXTERIOR FINISH LEGEND:

- B - BRICK (MAIN)
- B1 - BRICK SOLDIER COURSE (ACCENT)
- B2 - BRICK SOLDIER COURSE (ACCENT) + 20mm PROUD
- B3 - BRICK SLEEPER COURSE
- B4 - STACK BOND (ACCENT)
- B5 - BRICK SILL (ACCENT)
- B6 - BRICK ROW LOCK (ACCENT)
- B7 - BRICK CORRELLING
- B8 - BRICK COINING 20mm PROUD
- +20 - BRICK 20mm PROUD
- 20 - BRICK 20mm RECESSED
- S - SIDING (HORIZONTAL)
- ST - STONE VENEER
- T - TRIM 200mm COVE SIDING
- AF - ALUMINUM FASCIA
- AC - ALUMINUM CLADDING
- AB - 48" ALUMINUM BAND
- AS - ASPHALT SHINGLES
- F - FLASHING
- V - ROOF VENT (MAXIMUM)
- P - PARGING
- PC - PARGING
- PCH8 - PRECAST HEADER 8"
- PCS - PRECAST SILL
- PCB - PRECAST BAND
- VS - VINYL SHAKES
- VEC - SIDING (VERTICAL CORNER)

2012 O.B.C. DRAWINGS

DRAWING: **WALK-OUT BASEMENT ELEVATION A, B - REAR**

ADDRESS: XX | SCALE: 3/16" = 1'-0" | DATE: XX/XX/XXXX

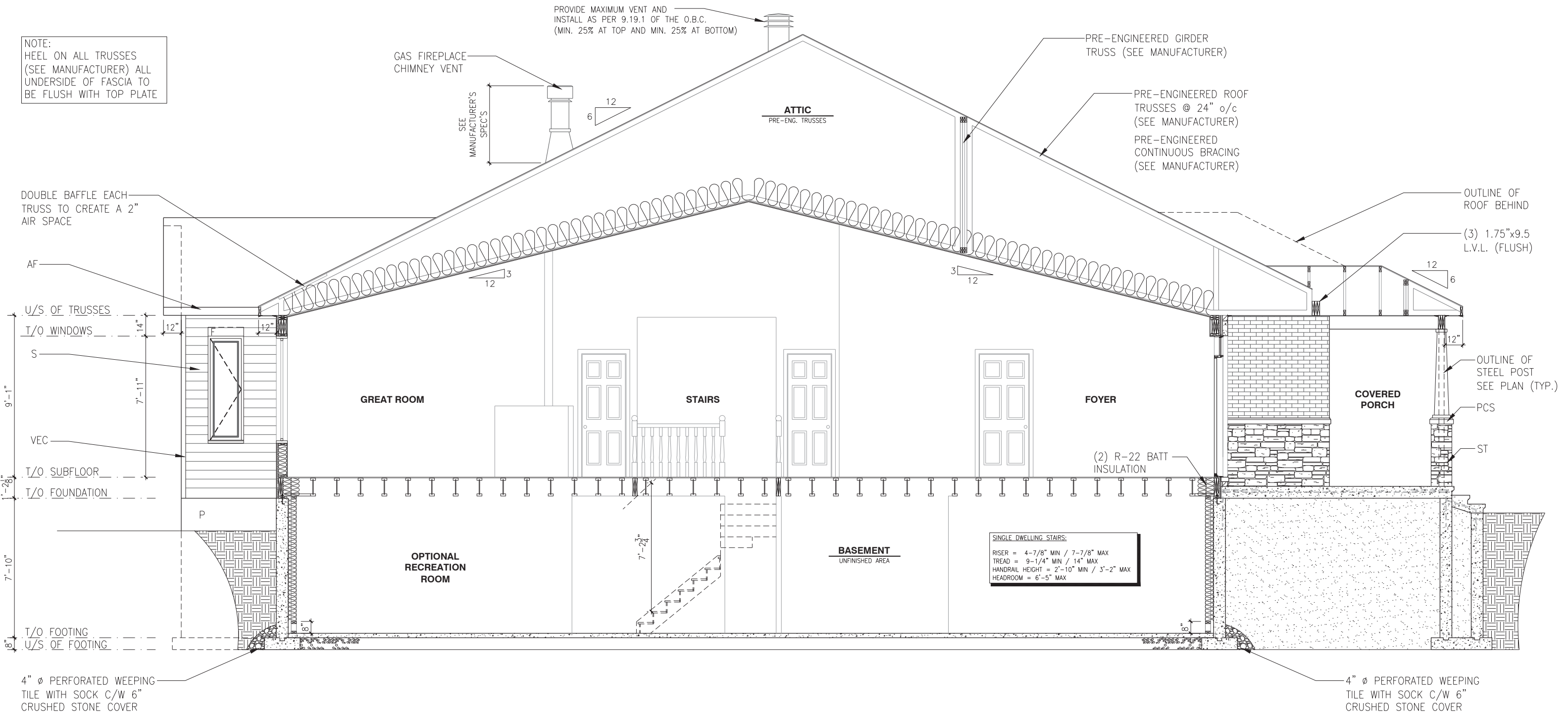
1026 - THE MEDLEY 2018 FOOTPRINT

(STANDARD DRAWINGS)

SHEET:

A4a

NOTE:
HEEL ON ALL TRUSSES
(SEE MANUFACTURER) ALL
UNDERSIDE OF FASCIA TO
BE FLUSH WITH TOP PLATE



ELEVATION A - BUILDING SECTION
SCALE: 3/16" = 1'-0"

LOT: XXXX
DATE: XX/XX/XXXX



A - ALL CONTRACTORS SHALL PERFORM THEIR WORK WHETHER DESCRIBED OR NOT, ACCORDING TO THE APPLICABLE BUILDING CODE REQUIREMENTS AND MUNICIPAL REGULATIONS.
B - THE GENERAL CONTRACTOR SHALL CHECK AND VERIFY ALL DIMENSIONS AND REPORT ERRORS AND OMISSIONS TO VALECRAFT'S ARCHITECTURAL DEPARTMENT.
C - NO DIMENSION SHOULD BE SCALED ON DRAWINGS.
D - THE GENERAL CONTRACTOR OR SUB-CONTRACTORS WILL BE HELD RESPONSIBLE FOR ALL WORK DONE ON THE CONSTRUCTION SITE.
E - THIS DRAWING IS TO BE USED IN CONJUNCTION WITH SCHEDULE B-1A AND ANY 680'S AND MAY SHOW ONLY SOME OF THE CHANGES DETAILED ON THAT DOCUMENT. SHOULD THE DRAWINGS NOT SHOW ALL ITEMS CONTAINED ON A SCHEDULE OR MISS OTHER ITEMS TOGETHER, THE SCHEDULE IS CONSIDERED THE GOVERNING DOCUMENT.

I, MARC-ANDRE DECOEUR, ARCHITECTURAL MANAGER FOR VALECRAFT HOMES LTD., HAVE REVIEWED THE FOLLOWING DOCUMENTS AND TAKE RESPONSIBILITY FOR THE DESIGN ACTIVITIES.

- PERSONAL BCIN #44555
- TARIION REGISTRATION NUMBER #611

** SEE SIGNED SCHEDULE 1: DESIGNER INFORMATION FORM **

REV-NO.	DESCRIPTION	DATE	BY
REV-2	AS PER STRUCTURAL	09/17/2018	VH
REV-1	NEW STANDARD DRWG MODIFICATION	15/01/2018	DOYON

- EXTERIOR FINISH LEGEND:
- B - BRICK (MAIN)
 - B1 - BRICK SOLDIER COURSE (ACCENT)
 - B2 - BRICK SOLDIER COURSE (ACCENT) + 20mm PROUD
 - B3 - BRICK SLEEPER COURSE
 - B4 - STACK BOND (ACCENT)
 - B5 - BRICK SILL (ACCENT)
 - B6 - BRICK ROW LOCK (ACCENT)
 - B7 - BRICK CORRELLING
 - B8 - BRICK CORNING 20mm PROUD
 - +20 - BRICK 20mm PROUD
 - 20 - BRICK 20mm RECESSED
 - S - SIDING (HORIZONTAL)
 - ST - STONE VENEER
 - T - TRIM 200mm COVE SIDING
 - AF - ALUMINUM FASCIA
 - AC - ALUMINUM CLADDING
 - AB - 48" ALUMINUM BAND
 - AS - ASPHALT SHINGLES
 - F - FLASHING
 - V - ROOF VENT (MAXIMUM)
 - P - PARGING
 - PC - PARGING
 - PCH10 - PRECAST HEADER 10"
 - PCH8 - PRECAST HEADER 8"
 - PCS - PRECAST SILL
 - PCB - PRECAST BAND
 - VS - VINYL SHAKES
 - VEC - SIDING (VERTICAL CORNER)

2012 O.B.C. DRAWINGS

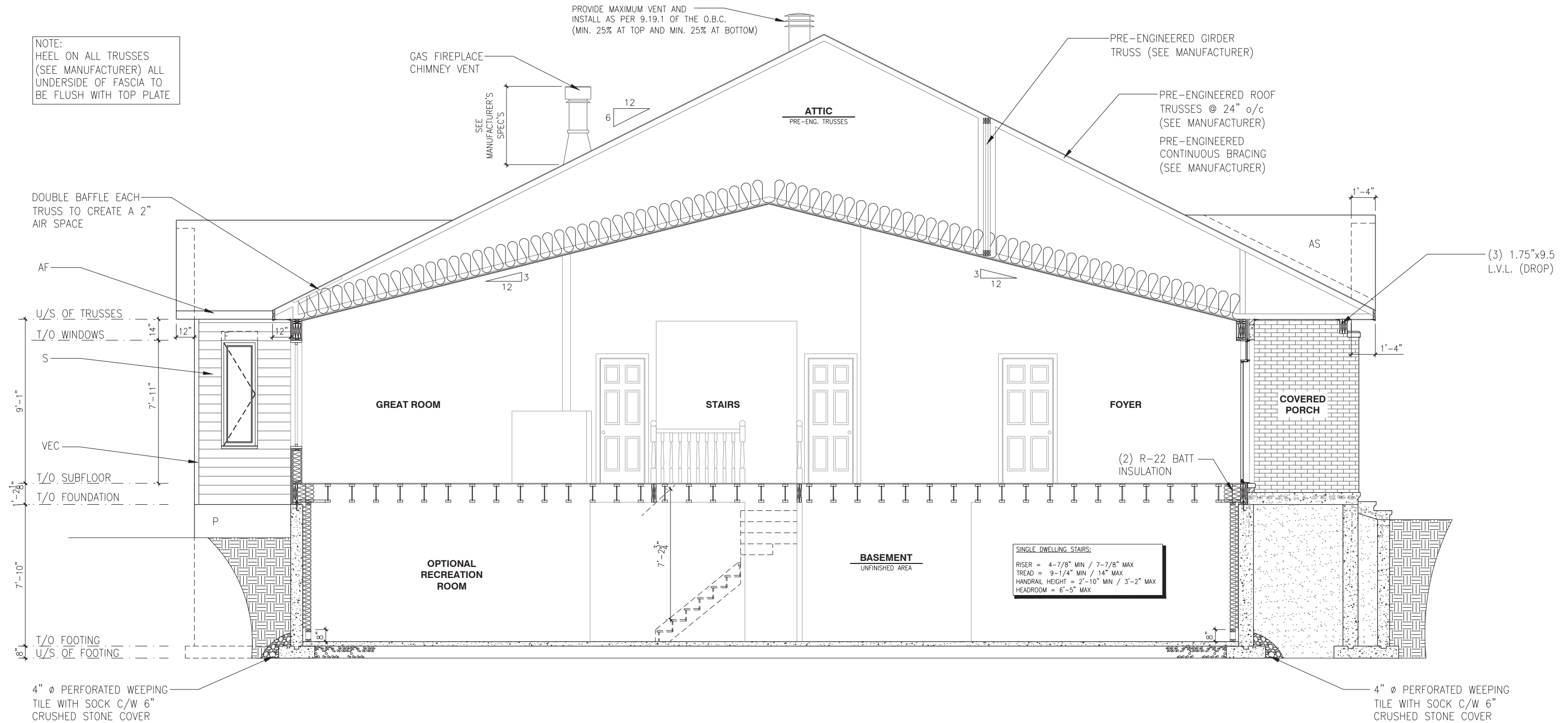
DRAWING: **ELEVATION A BUILDING SECTION**

ADDRESS: XX | SCALE: 3/16" = 1'-0" | DATE: XX/XX/XXXX

1026 - THE MEDLEY 2018 FOOTPRINT

(STANDARD DRAWINGS)

SHEET: **A5a**



ELEVATION B - BUILDING SECTION
SCALE: 3/16" = 1'-0"

LOT: XXXX
DATE: XX/XX/XXXX



A - ALL CONTRACTORS SHALL PERFORM THEIR WORK WHETHER DESCRIBED OR NOT, ACCORDING TO THE APPLICABLE BUILDING CODE REQUIREMENTS AND MUNICIPAL REGULATIONS.
B - THE GENERAL CONTRACTOR SHALL CHECK AND VERIFY ALL DIMENSIONS AND REPORT ERRORS AND OMISSIONS TO VALECRAFT'S ARCHITECTURAL DEPARTMENT.
C - NO DIMENSION SHOULD BE SCALED ON DRAWINGS.
D - THE GENERAL CONTRACTOR OR SUB-CONTRACTORS WILL BE HELD RESPONSIBLE FOR ALL WORK DONE ON THE CONSTRUCTION SITE.
E - THIS DRAWING IS TO BE USED IN CONJUNCTION WITH SCHEDULE B-1A AND ANY 680'S AND MAY SHOW ONLY SOME OF THE CHANGES DETAILED ON THAT DOCUMENT. SHOULD THE DRAWINGS NOT SHOW ALL ITEMS CONTAINED ON A SCHEDULE OR MISS OTHER ITEMS TOGETHER, THE SCHEDULE IS CONSIDERED THE GOVERNING DOCUMENT.

I, MARC-ANDRE DECOEUR, ARCHITECTURAL MANAGER FOR VALECRAFT HOMES LTD., HAVE REVIEWED THE FOLLOWING DOCUMENTS AND TAKE RESPONSIBILITY FOR THE DESIGN ACTIVITIES.

PERSONAL BCIN #44555
TARION REGISTRATION NUMBER #611
** SEE SIGNED SCHEDULE 1: DESIGNER INFORMATION FORM **

REV-NO.	DESCRIPTION	DATE	BY
REV-2	AS PER STRUCTURAL	09/17/2018	VH
REV-1	NEW STANDARD DRWG MODIFICATION	15/01/2018	DOYON

EXTERIOR FINISH LEGEND:

- B - BRICK (MAIN)
- B1 - BRICK SOLDIER COURSE (ACCENT)
- B2 - BRICK SOLDIER COURSE (ACCENT) + 20mm PROUD
- B3 - BRICK SLEEPER COURSE
- B4 - STACK BOND (ACCENT)
- B5 - BRICK SILL (ACCENT)
- B6 - BRICK ROW LOCK (ACCENT)
- B7 - BRICK CORRELLING
- B8 - BRICK COINING 20mm PROUD
- +20 - BRICK 20mm PROUD
- 20 - BRICK 20mm RECESSED
- S - SIDING (HORIZONTAL)
- ST - STONE VENEER
- T - TRIM 200mm COVE SIDING
- AF - ALUMINUM FASCIA
- AC - ALUMINUM CLADDING
- AB - 48" ALUMINUM BAND
- AS - ASPHALT SHINGLES
- F - FLASHING
- V - ROOF VENT (MAXIMUM)
- P - PARGING
- PC - PARGING
- PCH10 - PRECAST HEADER 10"
- PCH8 - PRECAST HEADER 8"
- PCS - PRECAST SILL
- PCB - PRECAST BAND
- VS - VINYL SHAKES
- VEC - SIDING (VERTICAL CORNER)

2012 O.B.C. DRAWINGS

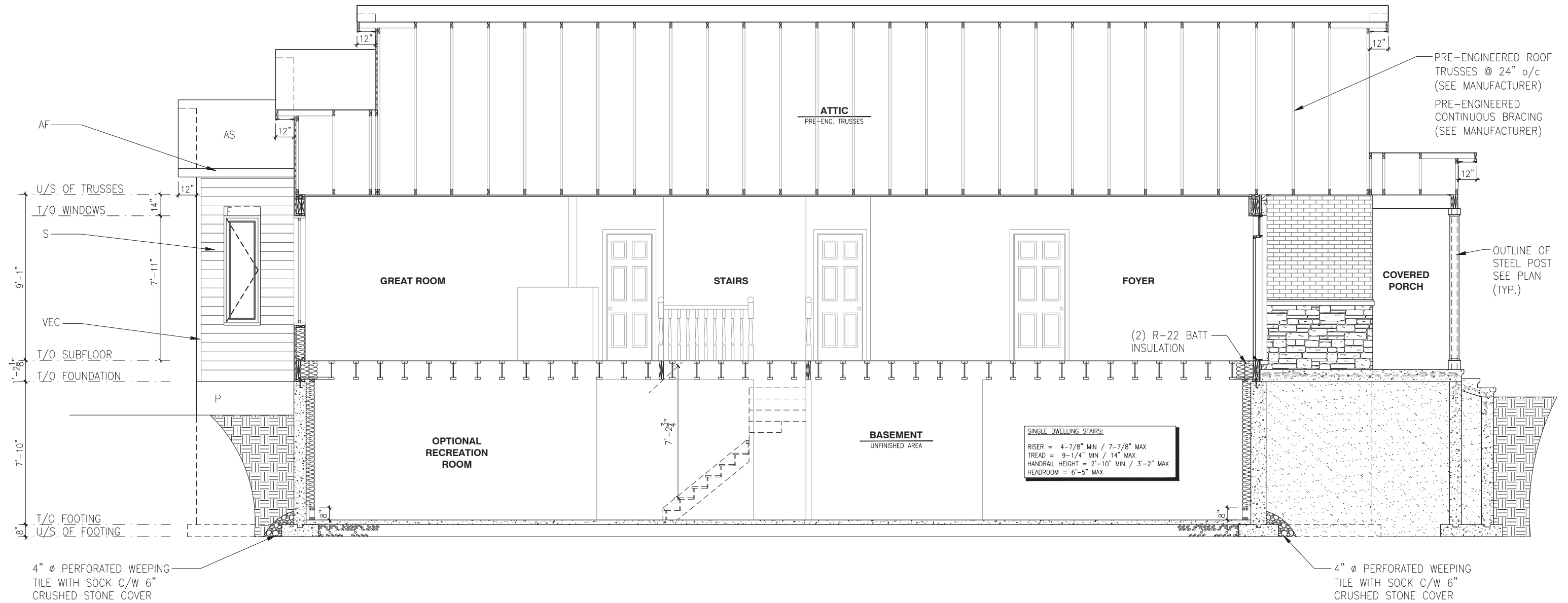
DRAWING: **ELEVATION B BUILDING SECTION**

ADDRESS: XX | SCALE: 3/16" = 1'-0" | DATE: XX/XX/XXXX

1026 - THE MEDLEY 2018 FOOTPRINT | SHEET: **A5b**

(STANDARD DRAWINGS)

NOTE:
HEEL ON ALL TRUSSES
(SEE MANUFACTURER) ALL
UNDERSIDE OF FASCIA TO
BE FLUSH WITH TOP PLATE



ELEVATION C - BUILDING SECTION
SCALE: 3/16" = 1'-0"

LOT: XXXX
DATE: XX/XX/XXXX



A - ALL CONTRACTORS SHALL PERFORM THEIR WORK WHETHER DESCRIBED OR NOT, ACCORDING TO THE APPLICABLE BUILDING CODE REQUIREMENTS AND MUNICIPAL REGULATIONS.
B - THE GENERAL CONTRACTOR SHALL CHECK AND VERIFY ALL DIMENSIONS AND REPORT ERRORS AND OMISSIONS TO VALECRAFT'S ARCHITECTURAL DEPARTMENT.
C - NO DIMENSION SHOULD BE SCALED ON DRAWINGS.
D - THE GENERAL CONTRACTOR OR SUB-CONTRACTORS WILL BE HELD RESPONSIBLE FOR ALL WORK DONE ON THE CONSTRUCTION SITE.
E - THIS DRAWING IS TO BE USED IN CONJUNCTION WITH SCHEDULE B-1A AND ANY 680'S AND MAY SHOW ONLY SOME OF THE CHANGES DETAILED ON THAT DOCUMENT. SHOULD THE DRAWINGS NOT SHOW ALL ITEMS CONTAINED ON A SCHEDULE OR MISS OTHER ITEMS ALTOGETHER, THE SCHEDULE IS CONSIDERED THE GOVERNING DOCUMENT.

L. MARC-ANDRÉ DECOEUR, ARCHITECTURAL MANAGER FOR VALECRAFT HOMES LTD., HAVE REVIEWED THE FOLLOWING DOCUMENTS AND TAKE RESPONSIBILITY FOR THE DESIGN ACTIVITIES.

- PERSONAL BCIN #44555
- TARIION REGISTRATION NUMBER #611

** SEE SIGNED SCHEDULE 1: DESIGNER INFORMATION FORM **

REV-NO.	DESCRIPTION	DATE	BY
REV-2	AS PER STRUCTURAL	09/17/2018	VH
REV-1	NEW STANDARD DRWG MODIFICATION	15/01/2018	DOYON

- EXTERIOR FINISH LEGEND:
- B - BRICK (MAIN)
 - B1 - BRICK SOLDIER COURSE (ACCENT)
 - B2 - BRICK SOLDIER COURSE (ACCENT) + 20mm PROUD
 - B3 - BRICK SLEEPER COURSE
 - B4 - STACK BOND (ACCENT)
 - B5 - BRICK SILL (ACCENT)
 - B6 - BRICK ROW LOCK (ACCENT)
 - B7 - BRICK CORRELLING
 - B8 - BRICK COINING 20mm PROUD
 - +20 - BRICK 20mm PROUD
 - 20 - BRICK 20mm RECESSED
 - S - SIDING (HORIZONTAL)
 - ST - STONE VENEER
 - T - TRIM 200mm COVE SIDING
 - AF - ALUMINUM FASCIA
 - AC - ALUMINUM CLADDING
 - AB - 48" ALUMINUM BAND
 - AS - ASPHALT SHINGLES
 - F - FLASHING
 - V - ROOF VENT (MAXIMUM)
 - P - PARGING
 - PC - PARGING
 - PCH10 - PRECAST HEADER 10"
 - PCH8 - PRECAST HEADER 8"
 - PCS - PRECAST SILL
 - PCB - PRECAST BAND
 - VS - VINYL SHAKES
 - VEC - SIDING (VERTICAL CORNER)

2012 O.B.C. DRAWINGS

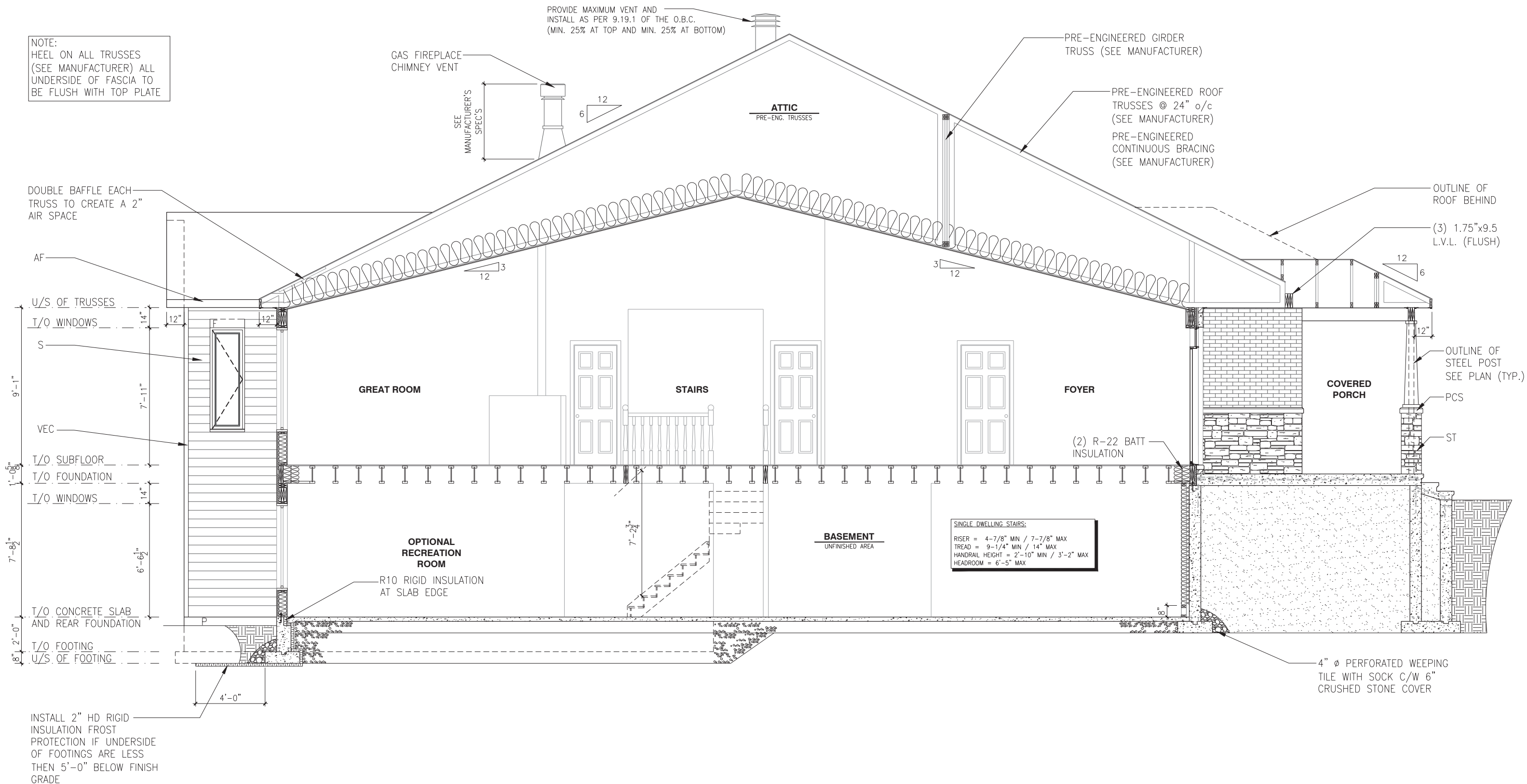
DRAWING: **ELEVATION C BUILDING SECTION**

ADDRESS: XX | SCALE: 3/16" = 1'-0" | DATE: XX/XX/XXXX

1026 - THE MEDLEY
2018 FOOTPRINT
(STANDARD DRAWINGS)

SHEET: **A5c**

NOTE:
HEEL ON ALL TRUSSES
(SEE MANUFACTURER) ALL
UNDERSIDE OF FASCIA TO
BE FLUSH WITH TOP PLATE



SINGLE DWELLING STAIRS:
RISER = 4-7/8" MIN / 7-7/8" MAX
TREAD = 9-1/4" MIN / 14" MAX
HANDRAIL HEIGHT = 2'-10" MIN / 3'-2" MAX
HEADROOM = 6'-5" MAX

WALK-OUT BASEMENT ELEVATION A - BUILDING SECTION

SCALE: 3/16" = 1'-0"

LOT: XXXX
DATE: XX/XX/XXXX



A - ALL CONTRACTORS SHALL PERFORM THEIR WORK WHETHER DESCRIBED OR NOT, ACCORDING TO THE APPLICABLE BUILDING CODE REQUIREMENTS AND MUNICIPAL REGULATIONS.
B - THE GENERAL CONTRACTOR SHALL CHECK AND VERIFY ALL DIMENSIONS AND REPORT ERRORS AND OMISSIONS TO VALECRAFT'S ARCHITECTURAL DEPARTMENT.
C - NO DIMENSION SHOULD BE SCALED ON DRAWINGS.
D - THE GENERAL CONTRACTOR OR SUB-CONTRACTORS WILL BE HELD RESPONSIBLE FOR ALL WORK DONE ON THE CONSTRUCTION SITE.
E - THIS DRAWING IS TO BE USED IN CONJUNCTION WITH SCHEDULE B-1A AND ANY 680'S AND MAY SHOW ONLY SOME OF THE CHANGES DETAILED ON THAT DOCUMENT. SHOULD THE DRAWINGS NOT SHOW ALL ITEMS CONTAINED ON A SCHEDULE OR MISS OTHER ITEMS ALTOGETHER, THE SCHEDULE IS CONSIDERED THE GOVERNING DOCUMENT.

I, MARC-ANDRE DECOEUR, ARCHITECTURAL MANAGER FOR VALECRAFT HOMES LTD., HAVE REVIEWED THE FOLLOWING DOCUMENTS AND TAKE RESPONSIBILITY FOR THE DESIGN ACTIVITIES.

- PERSONAL BCIN #44555
- TARIION REGISTRATION NUMBER #611

** SEE SIGNED SCHEDULE 1: DESIGNER INFORMATION FORM **

REV	DESCRIPTION	DATE	BY
REV-2	AS PER STRUCTURAL	09/17/2018	VH
REV-1	NEW STANDARD DRWG MODIFICATION	15/01/2018	DOYON

- EXTERIOR FINISH LEGEND:**
- B - BRICK (MAIN)
 - B1 - BRICK SOLDIER COURSE (ACCENT)
 - B2 - BRICK SOLDIER COURSE (ACCENT) + 20mm PROUD
 - B3 - BRICK SLEEPER COURSE
 - B4 - STACK BOND (ACCENT)
 - B5 - BRICK SILL (ACCENT)
 - B6 - BRICK ROW LOCK (ACCENT)
 - B7 - BRICK CORRELLING
 - B8 - BRICK CORNING 20mm PROUD
 - +20 - BRICK 20mm PROUD
 - 20 - BRICK 20mm RECESSED
 - S - SIDING (HORIZONTAL)
 - ST - STONE VENEER
 - T - TRIM 200mm COVE SIDING
 - AF - ALUMINUM FASCIA
 - AC - ALUMINUM CLADDING
 - AB - 48" ALUMINUM BAND
 - AS - ASPHALT SHINGLES
 - F - FLASHING
 - V - ROOF VENT (MAXIMUM)
 - P - PARGING
 - PC - PARGING
 - PCH10 - PRECAST HEADER 10"
 - PCH8 - PRECAST HEADER 8"
 - PCS - PRECAST SILL
 - PCB - PRECAST BAND
 - VS - VINYL SHAKES
 - VEC - SIDING (VERTICAL CORNER)

2012 O.B.C. DRAWINGS

DRAWING: **WALK-OUT - ELEVATION A BUILDING SECTION**

ADDRESS: XX | SCALE: 3/16" = 1'-0" | DATE: XX/XX/XXXX

1026 - THE MEDLEY 2018 FOOTPRINT

(STANDARD DRAWINGS)

SHEET: **A5a**

NOTE:
HEEL ON ALL TRUSSES
(SEE MANUFACTURER) ALL
UNDERSIDE OF FASCIA TO
BE FLUSH WITH TOP PLATE

PROVIDE MAXIMUM VENT AND
INSTALL AS PER 9.19.1 OF THE O.B.C.
(MIN. 25% AT TOP AND MIN. 25% AT BOTTOM)

GAS FIREPLACE
CHIMNEY VENT

SEE
MANUFACTURER'S
SPEC'S

PRE-ENGINEERED GIRDER
TRUSS (SEE MANUFACTURER)

PRE-ENGINEERED ROOF
TRUSSES @ 24" o/c
(SEE MANUFACTURER)
PRE-ENGINEERED
CONTINUOUS BRACING
(SEE MANUFACTURER)

DOUBLE BAFFLE EACH
TRUSS TO CREATE A 2"
AIR SPACE

AF

U/S OF TRUSSES

T/O WINDOWS

S

VEC

T/O SUBFLOOR

T/O FOUNDATION

T/O WINDOWS

T/O CONCRETE SLAB
AND REAR FOUNDATION

T/O FOOTING

U/S OF FOOTING

GREAT ROOM

STAIRS

FOYER

COVERED
PORCH

OPTIONAL
RECREATION
ROOM

BASEMENT
UNFINISHED AREA

R10 RIGID INSULATION
AT SLAB EDGE

SINGLE DWELLING STAIRS:
RISER = 4-7/8" MIN / 7-7/8" MAX
TREAD = 9-1/4" MIN / 14" MAX
HANDRAIL HEIGHT = 2'-10" MIN / 3'-2" MAX
HEADROOM = 6'-5" MAX

4" Ø PERFORATED WEEPING
TILE WITH SOCK C/W 6"
CRUSHED STONE COVER

INSTALL 2" HD RIGID
INSULATION FROST
PROTECTION IF UNDERSIDE
OF FOOTINGS ARE LESS
THEN 5'-0" BELOW FINISH
GRADE

WALK-OUT BASEMENT ELEVATION B - BUILDING SECTION

SCALE: 3/16" = 1'-0"

LOT: **XXXX**
DATE: **XX/XX/XXXX**



A - ALL CONTRACTORS SHALL PERFORM THEIR WORK WHETHER DESCRIBED OR NOT, ACCORDING TO THE APPLICABLE BUILDING CODE REQUIREMENTS AND MUNICIPAL REGULATIONS.
B - THE GENERAL CONTRACTOR SHALL CHECK AND VERIFY ALL DIMENSIONS AND REPORT ERRORS AND OMISSIONS TO VALECRAFT'S ARCHITECTURAL DEPARTMENT.
C - NO DIMENSION SHOULD BE SCALED ON DRAWINGS.
D - THE GENERAL CONTRACTOR OR SUB-CONTRACTORS WILL BE HELD RESPONSIBLE FOR ALL WORK DONE ON THE CONSTRUCTION SITE.
E - THIS DRAWING IS TO BE USED IN CONJUNCTION WITH SCHEDULE B-1A AND ANY 680'S AND MAY SHOW ONLY SOME OF THE CHANGES DETAILED ON THAT DOCUMENT. SHOULD THE DRAWINGS NOT SHOW ALL ITEMS CONTAINED ON A SCHEDULE OR MISS OTHER ITEMS ALTOGETHER, THE SCHEDULE IS CONSIDERED THE GOVERNING DOCUMENT.

I, MARC-ANDRE DECOEUR, ARCHITECTURAL MANAGER FOR VALECRAFT HOMES LTD., HAVE REVIEWED THE FOLLOWING DOCUMENTS AND TAKE RESPONSIBILITY FOR THE DESIGN ACTIVITIES.

- PERSONAL BCIN #44555
- TARIION REGISTRATION NUMBER #611

** SEE SIGNED SCHEDULE 1: DESIGNER INFORMATION FORM **

REV-2	AS PER STRUCTURAL	09/17/2018	VH
REV-1	NEW STANDARD DRWG MODIFICATION	15/01/2018	DOYON
NO.	DESCRIPTION	DATE	BY

EXTERIOR FINISH LEGEND:

- B - BRICK (MAIN)
- B1 - BRICK SOLDIER COURSE (ACCENT)
- B2 - BRICK SOLDIER COURSE (ACCENT) + 20mm PROUD
- B3 - BRICK SLEEPER COURSE
- B4 - STACK BOND (ACCENT)
- B5 - BRICK SILL (ACCENT)
- B6 - BRICK ROW LOCK (ACCENT)
- B7 - BRICK CORRELLING
- B8 - BRICK COINING 20mm PROUD
- +20 - BRICK 20mm PROUD
- 20 - BRICK 20mm RECESSED
- S - SIDING (HORIZONTAL)
- ST - STONE VENEER
- T - TRIM 200mm COVE SIDING
- AF - ALUMINUM FASCIA
- AC - ALUMINUM CLADDING
- AB - 48" ALUMINUM BAND
- AS - ASPHALT SHINGLES
- F - FLASHING
- V - ROOF VENT (MAXIMUM)
- P - PARGING
- PC - PARGING
- PCH10 - PRECAST HEADER 10"
- PCH8 - PRECAST HEADER 8"
- PCS - PRECAST SILL
- PCB - PRECAST BAND
- VS - VINYL SHAKES
- VEC - SIDING (VERTICAL CORNER)

2012 O.B.C. DRAWINGS

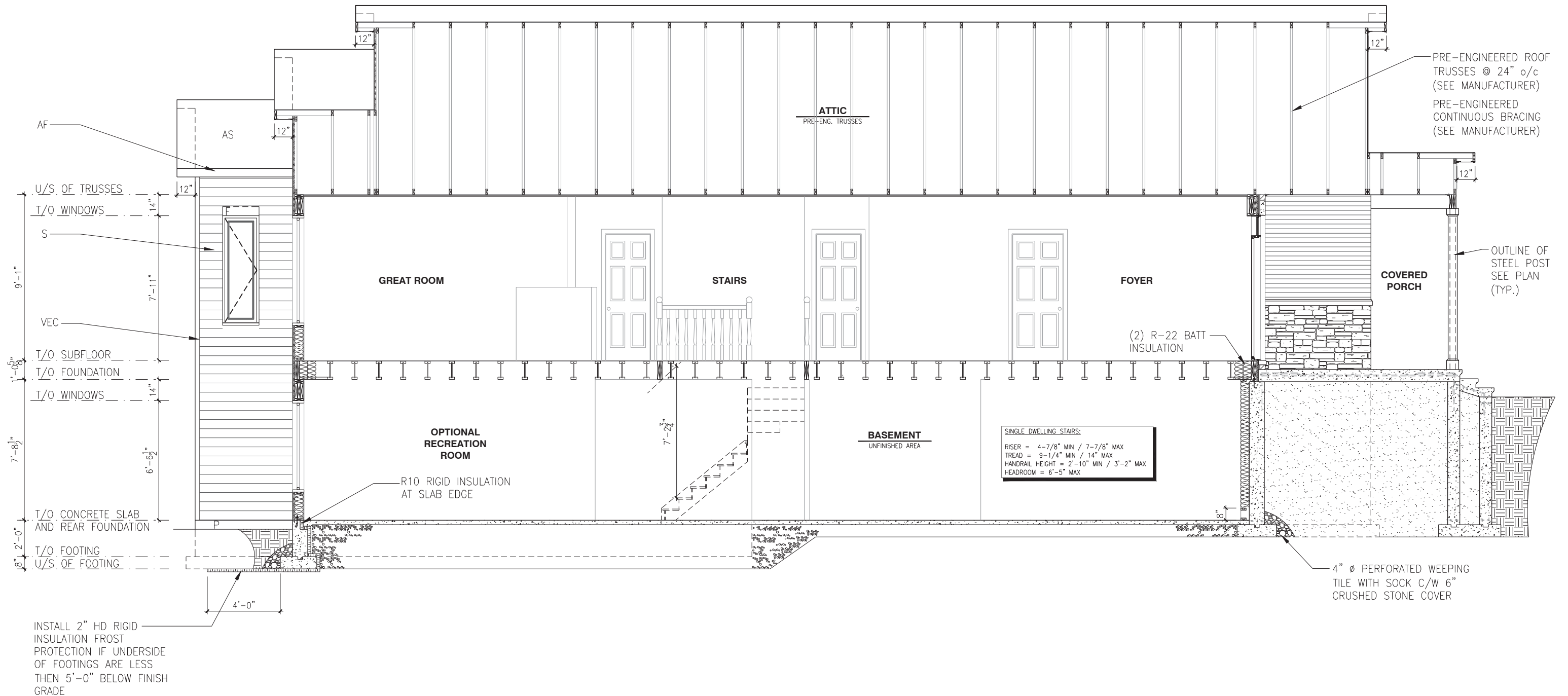
DRAWING: **WALK-OUT - ELEVATION B BUILDING SECTION**

ADDRESS: **XX** | SCALE: **3/16" = 1'-0"** | DATE: **XX/XX/XXXX**

**1026 - THE MEDLEY
2018 FOOTPRINT**
(STANDARD DRAWINGS)

SHEET:
A5b

NOTE:
HEEL ON ALL TRUSSES
(SEE MANUFACTURER) ALL
UNDERSIDE OF FASCIA TO
BE FLUSH WITH TOP PLATE



WALK-OUT BASEMENT ELEVATION C - BUILDING SECTION

SCALE: 3/16" = 1'-0"

LOT: **XXXX**
DATE: **XX/XX/XXXX**



A - ALL CONTRACTORS SHALL PERFORM THEIR WORK WHETHER DESCRIBED OR NOT, ACCORDING TO THE APPLICABLE BUILDING CODE REQUIREMENTS AND MUNICIPAL REGULATIONS.
B - THE GENERAL CONTRACTOR SHALL CHECK AND VERIFY ALL DIMENSIONS AND REPORT ERRORS AND OMISSIONS TO VALECRAFT'S ARCHITECTURAL DEPARTMENT.
C - NO DIMENSION SHOULD BE SCALED ON DRAWINGS.
D - THE GENERAL CONTRACTOR OR SUB-CONTRACTORS WILL BE HELD RESPONSIBLE FOR ALL WORK DONE ON THE CONSTRUCTION SITE.
E - THIS DRAWING IS TO BE USED IN CONJUNCTION WITH SCHEDULE B-1A AND ANY 680'S AND MAY SHOW ONLY SOME OF THE CHANGES DETAILED ON THAT DOCUMENT. SHOULD THE DRAWINGS NOT SHOW ALL ITEMS CONTAINED ON A SCHEDULE OR MISS OTHER ITEMS ALTOGETHER, THE SCHEDULE IS CONSIDERED THE GOVERNING DOCUMENT.

I, **MARC-ANDRE DECOEUR**, ARCHITECTURAL MANAGER FOR VALECRAFT HOMES LTD., HAVE REVIEWED THE FOLLOWING DOCUMENTS AND TAKE RESPONSIBILITY FOR THE DESIGN ACTIVITIES.

PERSONAL BCIN #44555			
TARION REGISTRATION NUMBER #611			
** SEE SIGNED SCHEDULE 1: DESIGNER INFORMATION FORM **			
REV-2	AS PER STRUCTURAL	09/17/2018	VH
REV-1	NEW STANDARD DRWG MODIFICATION	15/01/2018	DOYON
NO.	DESCRIPTION	DATE	BY

EXTERIOR FINISH LEGEND:

- | | | |
|---|----------------------------|--------------------------------|
| B - BRICK (MAIN) | S - SIDING (HORIZONTAL) | PCH8 - PRECAST HEADER 8" |
| B1 - BRICK SOLDIER COURSE (ACCENT) | ST - STONE VENEER | PCS - PRECAST SILL |
| B2 - BRICK SOLDIER COURSE (ACCENT) + 20mm PROUD | T - TRIM 200mm COVE SIDING | PCB - PRECAST BAND |
| B3 - BRICK SLEEPER COURSE | AF - ALUMINUM FASCIA | VS - VINYL SHAKES |
| B4 - STACK BOND (ACCENT) | AC - ALUMINUM CLADDING | VEC - SIDING (VERTICAL CORNER) |
| B5 - BRICK SILL (ACCENT) | AB - 48" ALUMINUM BAND | |
| B6 - BRICK ROW LOCK (ACCENT) | AS - ASPHALT SHINGLES | |
| B7 - BRICK CORRELLING | F - FLASHING | |
| B8 - BRICK COINING 20mm PROUD | V - ROOF VENT (MAXIMUM) | |
| +20 - BRICK 20mm PROUD | P - PARGING | |
| -20 - BRICK 20mm RECESSED | PC - PARGING | |
| | PCH10 - PRECAST HEADER 10" | |

2012 O.B.C. DRAWINGS

DRAWING: **WALK-OUT - ELEVATION C BUILDING SECTION**

ADDRESS: **XX** | SCALE: **3/16" = 1'-0"** | DATE: **XX/XX/XXXX**

1026 - THE MEDLEY 2018 FOOTPRINT | SHEET: **A5c**

(STANDARD DRAWINGS)