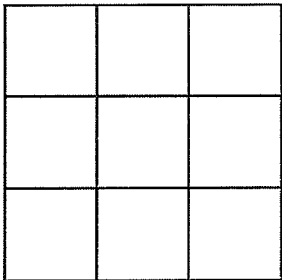





Tile Installation Options

FLOOR TILE


Standard square




Square brick



Rectangular
front to back of the house

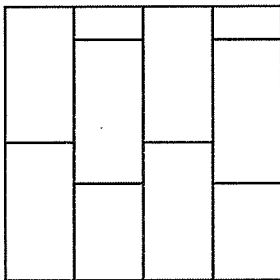


Rectangular
side to side of the house

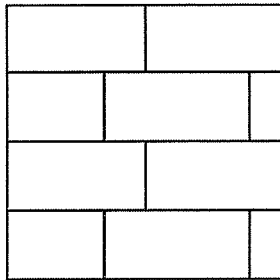


Foyer, Powder Room,
Laundry closet, Main
Bath, 4 Pce Luxury
Ensuite c/w 2 sinks.

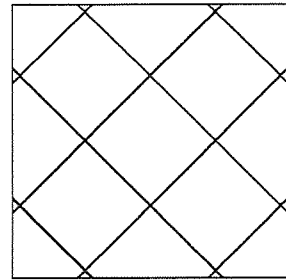
Rectangular 1/3 staggered
front to back of the house



Rectangular 1/3 staggered
side to side of the house



45 degree



Project: DV2

Plan #: 4M-1290

Lot: D18

Model: 130 The Lewis Rev. W/O

Purchaser: _____

Purchaser: _____

Date: October 13th, 2019

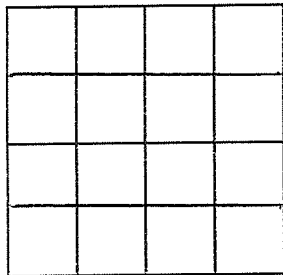
Upgrade #: Standard



Tile Installation Options

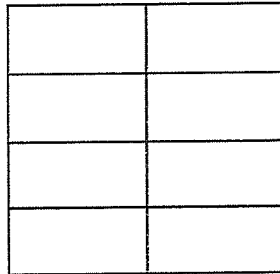
WALL TILE

square install



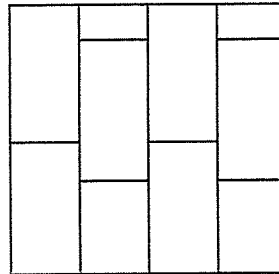
Square Install: 4 Pce
Luxury Ensuite c/w 2
Sinks- Shower Walls.

Horizontal stacked




Main Bath Tub
Surround

Vertical 1/3 offset brick

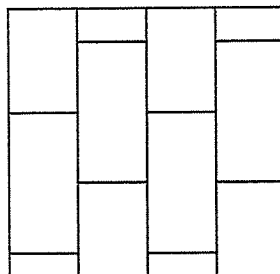


Horizontal 1/3 offset brick

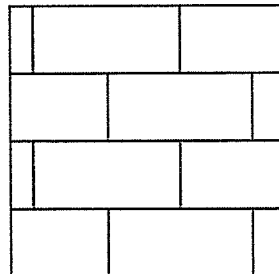


Kitchen Backsplash

Vertical brick



Horizontal brick



Project: DV2

Plan #: 4M-1290

Lot: D18

Model: 130 The Lewis Rev. W/O

Purchaser: _____

Purchaser: _____

Date: October 13th, 2019

Upgrade #: 36,37,38