

Tel: (613) 748-0432  
Fax: (613) 748-0355











## SITE INSTRUCTIONS

Ref: OR3135





### Customer:

Stephan Belanger & Marie A France Belanger

Builder: VALECRAFT HOMES LTD.  
Project: Embrun - Place St Thomas  
Lot: Singles Ph 3  
Closing Date: 0005  
0005  
10/13/2020  
  
Salesperson: Jason Thompson (OR)  
Date: 01/04/2020

Location	Qty	Product / Installation Details	Plan Code
Great Room	1.00	<b>(4) Port Plate - (1) Phone CAT5e &amp; (2) Data CAT5e &amp; (1) Cable RG6 Outlets</b> (4) Port Plate - (1) Phone CAT5e & (2) Data CAT5e & (1) Cable RG6 Outlets - Location as shown on floor plan	
Flex Room	1.00	<b>(4) Port Plate - (1) Phone CAT5e &amp; (2) Data CAT5e &amp; (1) Cable RG6 Outlets</b> (4) Port Plate - (1) Phone CAT5e & (2) Data CAT5e & (1) Cable RG6 Outlets - Location as shown on floor plan	
Master Bedroom	1.00	<b>(4) Port Plate - (1) Phone CAT5e &amp; (2) Data CAT5e &amp; (1) Cable RG6 Outlets</b> (4) Port Plate - (1) Phone CAT5e & (2) Data CAT5e & (1) Cable RG6 Outlets - Location as shown on floor plan	
Bedroom #2	1.00	<b>(4) Port Plate - (1) Phone CAT5e &amp; (2) Data CAT5e &amp; (1) Cable RG6 Outlets</b> (4) Port Plate - (1) Phone CAT5e & (2) Data CAT5e & (1) Cable RG6 Outlets - Location as shown on floor plan	
Bedroom #3	1.00	<b>(4) Port Plate - (1) Phone CAT5e &amp; (2) Data CAT5e &amp; (1) Cable RG6 Outlets</b> (4) Port Plate - (1) Phone CAT5e & (2) Data CAT5e & (1) Cable RG6 Outlets - Location as shown on floor plan	
N/A	1.00	<b>2" PVC Conduit from Basement to Attic</b> 2" PVC Conduit from Basement to Attic	
N/A	1.00	<b>Vacuum Rough-In Outlet</b> Vacuum Rough-In Outlets	
Great Room	1.00	<b>Off-Set 2" Conduit w/ Wall Plates</b> Off-Set 2" Conduit w/ Wall Plates - Location as shown on floor plan - Conduit installed in-wall to conceal wires connected to wall mounted TV - approx 72 inches from floor above fire place beside plug	
Great Room	1.00	<b>47"-70" Full Motion Dual Arm Articulating TV Wall Mount (PRO-SM-4270DFM)</b> 47"-70" Full Motion Dual Arm Articulating TV Wall Mount (PRO-SM-4270DFM) - Location as shown on floor plan - Includes installation of wall bracket ONLY before closing - Does not include installation of TV - Homeowner to provide dimensions of TV (if none are provided, wall bracket will be installed as per Orbitals best judgement)	
Great Room	2.00	<b>(1) Klipsch 6.5" Pivoting In-Ceiling Speaker (KLI-DS160CDT)</b> (1) Klipsch 6.5" Pivoting In-Ceiling Speaker (KLI-DS160CDT) - Location as shown on floor plan - Includes ceiling bracket and wiring - Does not include A/V receiver	

Tel: (613) 748-0432  
Fax: (613) 748-0355

Location	Qty	Product / Installation Details	Plan Code
Great Room	1.00	<b>Master Jack - Speaker wiring unterminated</b> Master Jack - Location as shown on floor plan - Speaker wiring unterminated	
Garage	1.00	<b>Vacuum Extension</b> Vacuum Extension - Location as shown on floor plan - Extends and connects all vacuum rough-in outlets to one location - Seal vacuum pipe when extended to the garage as per building code	
Garage	1.00	<b>Vacuum System w/ Accessories (VAC-KITCV600AW)</b> Vacuum System w/ Accessories (VAC-KITCV600AW) - Location as shown on floor plan - Includes Ethos central vacuum cannister (CANA-VAC ES-625) and accessories kit (LS Performance Pack)	
Kitchen	1.00	<b>Vacuum Pan White (VAC-DI500WH)</b> Vacuum Pan White (VAC-DI500WH) - Location as shown on floor plan	
Basement	1.00	<b>Vacuum Rough-In Outlet</b> Vacuum Rough-In Outlet - Location as shown on floor plan - Location may vary depending on structural/mechanical obstructions	