



Rough-in Plumbing Layouts

Site: _____

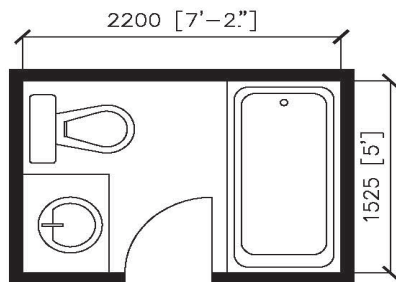
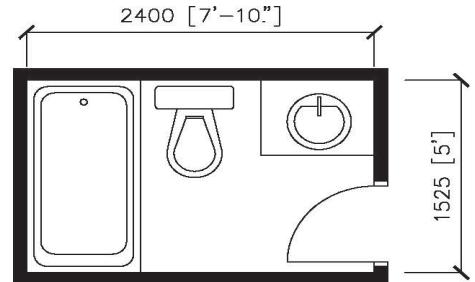
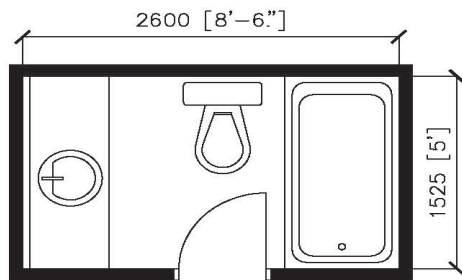
Plan #: _____

Lot #: _____

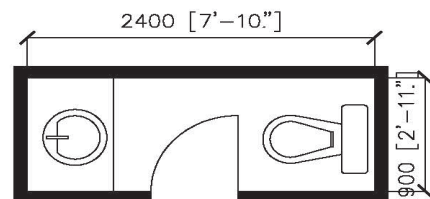
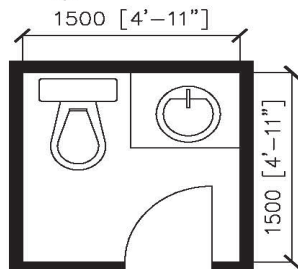
Upgrade #: _____

Purchaser (s): _____

3pcs Layouts



2pcs Layouts



* All dimensions are approximate.

The Purchaser (s) acknowledge that a plumbing rough-in is approximate only. Plumbing drain pipes and/or wall framing will inevitably have to be adjusted to accomdate future plumbing fixtures. Doorway locations may vary. All dimensions are approximate.

Purchaser: _____

Date: _____

Purchaser: _____

Date: _____

Vendor _____

Date: _____