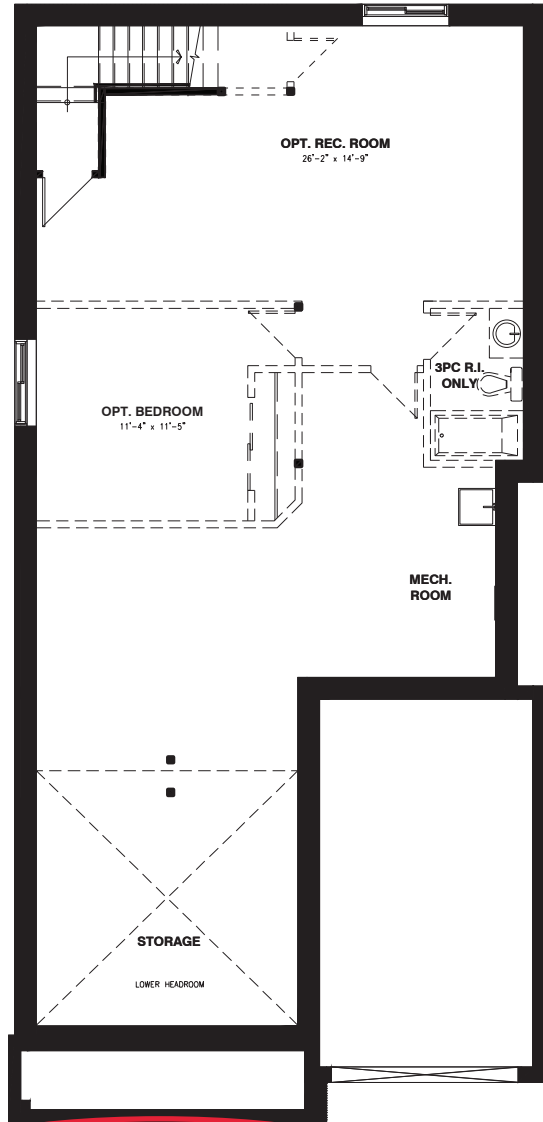


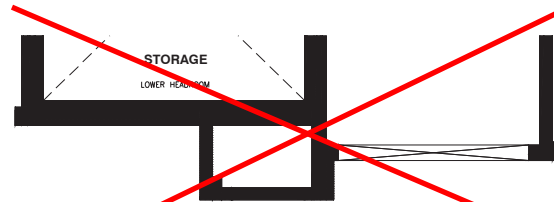
# THE SHARPLEY

MODEL 801  
1,304 sq.ft.

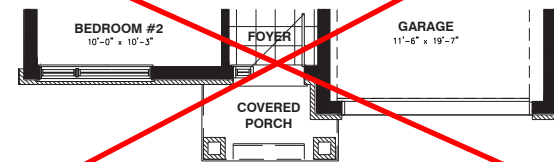
Site: \_\_\_\_\_ Purchaser: \_\_\_\_\_  
 Plan No.: \_\_\_\_\_  
 Lot: \_\_\_\_\_ Purchaser: \_\_\_\_\_  
 Date: \_\_\_\_\_




BASEMENT FLOOR A & C



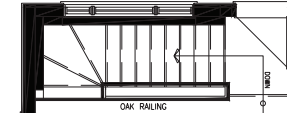
BASEMENT FLOOR B



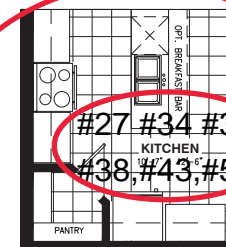
GROUND FLOOR B




GROUND FLOOR C



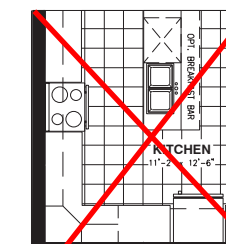
OPTIONAL OPEN STAIRS  
TO BASEMENT



OPTIONAL KITCHEN #1



OPTIONAL KITCHEN #2




OPTIONAL KITCHEN #3



GROUND FLOOR A

See Master/  
Ensuite Sketch



OPTIONAL 4PC ENSUITE