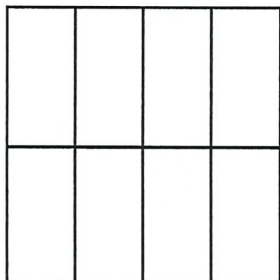




## Tile Installation Options

### WALL TILE

Vertical stacked

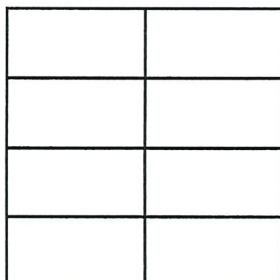


\_\_\_\_\_

\_\_\_\_\_

\_\_\_\_\_

Horizontal stacked

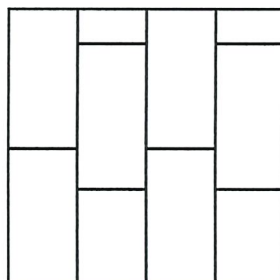


\_\_\_\_\_

\_\_\_\_\_

\_\_\_\_\_

Vertical 1/3 offset brick

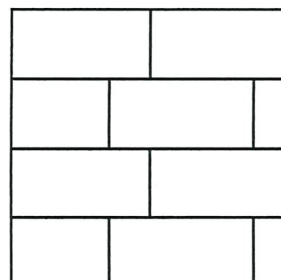


\_\_\_\_\_

\_\_\_\_\_

\_\_\_\_\_

Horizontal 1/3 offset brick

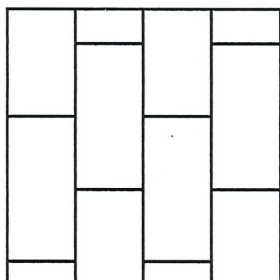


\_\_\_\_\_

\_\_\_\_\_

\_\_\_\_\_

Vertical brick

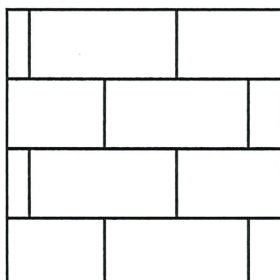


\_\_\_\_\_

\_\_\_\_\_

\_\_\_\_\_

Horizontal brick

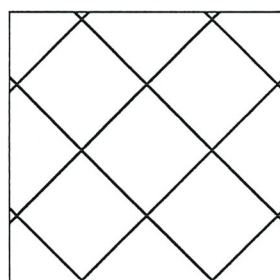


\_\_\_\_\_

\_\_\_\_\_

\_\_\_\_\_

45 degree

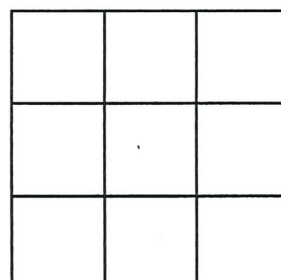


\_\_\_\_\_

\_\_\_\_\_

\_\_\_\_\_

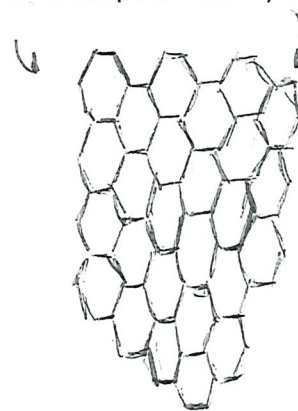
Standard square



\_\_\_\_\_ Main Bathroom

\_\_\_\_\_ Ensuite Bathroom

\_\_\_\_\_ (See below Kitchen Backsplash vertical)



Project: DV2

Plan #: 4M-1290

Lot: S18

Model: 5104

Purchaser: \_\_\_\_\_

Purchaser: \_\_\_\_\_

Date: February 21st, 2021

Upgrade #: 9, 13