



Tel: (613) 748-0432
Fax: (613) 748-0355

A Division of the S&S Bolton Group
www.ssbolton.com

SITE INSTRUCTIONS

Ref: SS4792 Rev.03

Customer:

Builder: VALECRAFT HOMES (2019) LTD.
Project: [VALECRAFT HOMES (2019) LTD.]
Lot: Embrun-Place St Thomas Towns
Closing Date: Ph 6
January 18, 2022
Salesperson: Jason Thompson
Date: 06/09/2021










Location	Qty	Product / Installation Details	Plan Code
Master Bedroom	1.00	15 Amp Standard Plug Add 15 AMP plug approx 60 inches from floor beside conduit	C
Garage	1.00	15 Amp Separate Circuit Plug Add 15 Amp separate circuit plug for central vacuum	D
Kitchen	1.00	4 * 4" LED slim Pot Light White (AFR4C-0930-WH) Delete standard fixture and add 4 LED Halo potlights (AFR4-0930-WH) on upgraded dimmer switch	G
Kitchen	1.00	Upgrade Switch to Dimmer Upgrade Switch to Dimmer	G
Great Room	1.00	4 * 4" LED slim Pot Light White (AFR4C-0930-WH) Add 4 LED Halo potlights (AFR4-0930-WH) on added dimmer switch	H
Great Room	1.00	Add Dimmer Add Dimmer	H
Various Locations	2.00	15 Amp USB Charger Receptacle USB Charger Receptacle in kitchen and master bedroom (standard items)	I
Hall Ceiling	3.00	4" LED slim Pot Light White (AFR4C-0930-WH) Delete standard fixture and add 3 LED Halo potlights (AFR4-0930-WH)	J
2nd Floor Ceiling	2.00	4" LED slim Pot Light White (AFR4C-0930-WH) Delete standard fixture and add 2 LED Halo potlights (AFR4-0930-WH)	K
Ensuite Bath	2.00	4" LED slim Pot Light White (AFR4C-0930-WH) Add 2 LED Halo potlights (AFR4-0930-WH) on added dimmer switch - 1 above shower and 1 above tub	L
Ensuite Bath	1.00	Add Dimmer Add Dimmer	L
Main Bath	1.00	4" LED slim Pot Light White (AFR4C-0930-WH) Add 1 LED Halo potlight (AFR4-0930-WH) on added dimmer switch - above shower/tub combo	M

Phone: (613) 748-0432 | Fax: (613) 748-0355 | Email: info@sandselectric.ca | Website: www.sandselectric.ca

5411 Canotek Road, Ottawa, Ontario K1J 9M3

Printed By: Jason Thompson - Page: 1

Tel: (613) 748-0432
Fax: (613) 748-0355

Location	Qty	Product / Installation Details	Plan Code
Main Bath	1.00	Add Dimmer Add Dimmer	M
2nd Floor Ceiling	1.00	RHYTHM STAIRWELL/HIGH ENTRY BRUSHED NICKEL Delete standard fixture and add SAN-A51053-11 fixture	N 
Dining	1.00	RHYTHM STAIRWELL/HIGH ENTRY BRUSHED NICKEL Delete standard fixture and add SAN-A51053-11 fixture	O 
Walk-In Closet	1.00	APOLLO SERIES 6" LED 4K FLUSHMOUNT W/ MOTION SENSOR Delete standard fixture (and switch) and add NDR-FM-MS60-0510-4K-WH1 fixture	P 
Master Bedroom	1.00	RHYTHM FLUSHMOUNT 19" BRUSHED NICKEL Delete standard fixture and add SAN-A51033-11 fixture	Q 
Bedroom #2	1.00	RHYTHM FLUSHMOUNT 13" BRUSHED NICKEL Delete standard fixture and add SAN-A51032-11 fixture	R 
Bedroom #3	1.00	RHYTHM FLUSHMOUNT 13" BRUSHED NICKEL Delete standard fixture and add SAN-A51032-11 fixture	S 
Laundry Room	1.00	RHYTHM FLUSHMOUNT 13" BRUSHED NICKEL Delete standard fixture and add SAN-A51032-11 fixture	T 
Rec Room	3.00	RHYTHM FLUSHMOUNT 13" BRUSHED NICKEL Delete standard fixtures and add 3 SAN-A51032-11 fixtures	U 
Ensuite Bath	1.00	4" LED slim Pot Light White (AFR4C-0930-WH) Delete standard fixture and add 1 LED Halo potlight (AFR4-0930-WH)	V
Kitchen	2.00	Standard Light Outlet (Keyless) Standard Light Outlet (Keyless)	W
Kitchen	2.00	MINI PENDANT 4" D WITH WHITE GLASS Add 2 pendants above island	W 
Kitchen	1.00	Single Pole Switch Single Pole Switch for kitchen pendant lights	W



A Division of the S&S Bolton Group
www.ssbolton.com

Tel: (613) 748-0432
Fax: (613) 748-0355

Notes:

"Purchaser has acknowledged that they have discussed any kitchen layout modifications with their electrical representative. If modifications are made after signing off on electrical, this will incur additional charges."