











Tel: (613) 748-0432  
Fax: (613) 748-0355

## SITE INSTRUCTIONS


Ref: OR8095 Rev.01

### Customer:

Builder: VALECRAFT HOMES (2019) LTD.  
Project: PST Singles Ph7  
Lot: PST PH7 Lot 19  
Closing Date: 06/04/2024  
  
Salesperson: Kyle Takman (OR)  
Date: 08/21/2023

Location	Qty	Product / Installation Details	Plan Code
Office	1.00	<b>(1) Port Plate - (1) Data CAT6 Outlet</b> (1) Port Plate - (1) Data CAT6 Outlet - Location as shown on floor plan	
Great Room	1.00	<b>(1) Port Plate - (1) Data CAT6 Outlet</b> (1) Port Plate - (1) Data CAT6 Outlet - Location as shown on floor plan	
Master Bedroom	1.00	<b>(1) Port Plate - (1) Data CAT6 Outlet</b> (1) Port Plate - (1) Data CAT6 Outlet - Location as shown on floor plan	
Flex Room	1.00	<b>(1) Port Plate - (1) Data CAT6 Outlet</b> (1) Port Plate - (1) Data CAT6 Outlet - Location as shown on floor plan	
N/A	2.00	<b>Vacuum Rough-In Outlet</b> Vacuum Rough-In Outlets	
Great Room	1.00	<b>Off-Set 2" Conduit w/ Wall Plates</b> Off-Set 2" Conduit w/ Wall Plates - Location as shown on floor plan - Conduit installed in-wall to conceal wires connected to wall mounted TV - approx 72 inches from floor above fire place	
Master Bedroom	1.00	<b>Direct 2" Conduit w/ Wall Plates</b> Direct 2" Conduit w/ Wall Plates - Location as shown on floor plan - Conduit installed in-wall to conceal wires connected to wall mounted TV - approx 60 inches from floor	
Mechanical Room	1.00	<b>Vacuum Extension</b> Vacuum Extension - Location as shown on floor plan - Extends and connects all vacuum rough-in outlets to one location - Seal vacuum pipe when extended to the garage as per building code	
Mechanical Room	1.00	<b>Vacuum System w/ Accessories (VAC-KITCV600AW)</b> Vacuum System w/ Accessories (VAC-KITCV600AW) - Location as shown on floor plan - Includes Ethos central vacuum cannister (CANA-VAC ES-625) and accessories kit (LS Performance Pack)	
Kitchen	1.00	<b>Vacuum Pan White (VAC-DI500WH)</b> Vacuum Pan White (VAC-DI500WH) - Location as shown on floor plan	

Tel: (613) 748-0432  
Fax: (613) 748-0355

Location	Qty	Product / Installation Details	Plan Code
Bedroom #2	1.00	<b>(1) Port Plate - (1) Data CAT6 Outlet</b> (1) Port Plate - (1) Data CAT6 Outlet - Location as shown on floor plan	
Bedroom #4	1.00	<b>(1) Port Plate - (1) Data CAT6 Outlet</b> (1) Port Plate - (1) Data CAT6 Outlet - Location as shown on floor plan	