CONSTRUCTION SUMMARY

North Oakville - 131 - 1 - CAMELOT (43-01) ELEV B

Registere Plan Number: Municipal Address: Closing: **17-Oct-19**

BONUS

Inv.1 46 Line 218 17Jun19 / 24Sep19	Note:

CONSTRUCTION

Inv.1 27 Line 203 17Jun19 / 24Sep19	1 - GREAT ROOM: REINFORCE EXISTING CENTRE LIGHT FOR FUTURE CHANDELIER Note:
Inv.1 28 Line 204 17Jun19 / 24Sep19	1 - DINING ROOM: REINFORCE EXISTING CENTRE LIGHT FOR FUTURE CHANDELIER Note:
Inv.1 29 Line 205 17Jun19 / 24Sep19	1 - MASTER ENSUITE: INSTALL SHOWER NICHE IN MASTER ENSUITE SHOWER STALL. Note:
Inv.1 25 Line 201 17Jun19 / 24Sep19	1 - UPPER HALL AT STAIRS: RE-INFORCE ROUGH-IN LIGHT FOR FUTURE CHANDELIER Note:

CONSTRUCTION

Inv.1 11 Line 186 17Jun19 / 24Sep19	1 - BASEMENT: INSTALL COLD CELLAR Note:

ELECTRICAL

Inv.1 12 Line 187 17Jun19 / 24Sep19	1 - GREAT ROOM: INSTALL RECEPTACLES - DEDICATED 15 AMP 120 VOLT RECEPTABLE-FOR FUTURE TV Note:
Inv.1 21 Line 197 17Jun19 / 24Sep19	2 - EXTERIOR: INSTALL TWO (2) POT LIGHT - 4" LED - EXTERIOR SOFFITS. SEE SKETCH FOR LOCATIONS Note:
Inv.1 24 Line 200 17Jun19 / 24Sep19	1 - UPPER HALL ABOVE STAIRS: INSTALL CEILING LIGHT ROUGH IN - FOR 1 CEILING LIGHT, COMPLETE WITH 2 - 3 WAY SWITCHS. LOCATION MAY VARY SLIGHTLY DUE TO JOIST LOCATIONS Note:
Inv.1 4 Line 179 17Jun19 / 24Sep19	1 - KITCHEN: INSTALL RECEPTACLES - ADDITIONAL 15 AMP 120 VOLT RECEPTABLE FOR FUTURE GAS STOVE Note:
Inv.1 5 Line 180 17Jun19 / 24Sep19	1 - KITCHEN: OUTLETS - DEDICATED 40 AMP 220 VOLT RANGE OUTLET FOR FUTURE WALL OVEN/ MICROWAVE UNIT Note:

CONSTRUCTION SUMMARY

North Oakville - 131 - 1 - CAMELOT (43-01) ELEV B

Registere Plan Number: Municipal Address: Closing: **17-Oct-19**

Inv.1 6 Line **181** 17Jun19 / 24Sep19	**1** - KITCHEN: INSTALL RECEPTACLES - DEDICATED 15 AMP 120 VOLT RECEPTABLE FOR SEPERATE STAND-UP FREEZER Note:
Inv.1 41 Line **235** 17Jun19 / 24Sep19	**1** - GREAT ROOM: INSTALL RECEPTACLES - DEDICATED 15 AMP 120 VOLT RECEPTABLE FOR ELECTRIC FIREPLACE Note:
Inv.1 1 Line **176** 17Jun19 / 24Sep19	**1** - TELEPHONE AND CABLE ROUGH-IN LOCATION SKETCH. LOCATIONS MAY VARY SLIGHTY DUE TO JOIST LOCATIONS. Note:

FIREPLACE

Inv.1 42 Line **236** 17Jun19 / 24Sep19	**1** - GREAT ROOM: REMOVE STANDARD FIREPLACE AND REPLACE WITH: ELECTRIC FIREPLACE - ALLURAVISION 60" ELECTRIC FIREPLACE, INCLUDES CRYSTAL CUBE AND LOG EMBER BED- TO BE PLACED 18" OFF FINISHED FLOOR MODEL # NEFL60CHD Note:

HVAC

Inv.1 2 Line **177** 17Jun19 / 24Sep19	**1** - KITCHEN: INSTALL GAS PIPING AND OTHER - GAS LINE R/I FOR STOVE - UP TO 3/4 INCH LINE Note:
Inv.1 3 Line **178** 17Jun19 / 24Sep19	**1** - EXTERIOR: INSTALL GAS PIPING AND OTHER - GAS LINE R/I FOR BBQ - UP TO 3/4 INCH LINE Note:
Inv.1 7 Line **182** 17Jun19 / 24Sep19	**1** - KITCHEN: INSTALL GAS PIPING AND OTHER - UPGRADE STOVE VENT FROM 6 INCH TO 8 INCH - DOES NOT INCLUDE MAKE - UP AIR IF REQUIRED - EACH Note:
Inv.1 23 Line **199** 17Jun19 / 24Sep19	**1** - BASEMENT: INSTALL FILTRATION - HUMIDIFICATION - CONTROL - FLO - THRU HUMIDIFIER LARGE HE205 - 18 GAL Note:

INTERIOR DOORS & TRIM

Inv.1 22 Line **198** 17Jun19 / 24Sep19	**20** - 2ND FLOOR: INSTALL TWENTY (20) INTERIOR DOOR & TRIM - EXTENDED HEIGHT DOOR 96 INCH - 2ND FLOOR Note:

MISCELLANEOUS

Inv.1 43 Line **245** 17Jun19 / 24Sep19	**1** - PRICE ADJUSTMENT FOR FAUCETS: Note:

CONSTRUCTION SUMMARY

North Oakville - 131 - 1 - CAMELOT (43-01) ELEV B

Registere Plan Number: Municipal Address: Closing: **17-Oct-19**

Inv.1 44 Line 216 17Jun19 / 24Sep19	1 - Purchaser has attended a Structural appointment at the Decor Centre & has DECLINED any additional upgrades and accepts and acknowledges that there will be no further structural changes/additions/deletions to be made upon signing on July 20, 2019 Note:
Inv.1 45 Line 217 17Jun19 / 24Sep19	1 - Purchasers are aware & accepts that ANY changes made to upgrades after signing this Purchasers Extra Form are subject to a minimum administration fee PLUS a 10% holdback fee. Note:

PLUMBING

Inv.1 31 Line 207 17Jun19 / 24Sep19	1 - KITCHEN: INSTALL 90 DEGREE SINGLE HANDLE PULLOUT KITCHEN FAUCET MODEL #S7597 CHROME Note:
Inv.1 32 Line 208 17Jun19 / 24Sep19	1 - SHARED BATH: INSTALL ALIGN POSI-TEMP TUB/SHOWER FAUCET WITH 3 FUNCTION TRANSFER VALVE/TRIM AND SLIDE BAR WITH HAND SHOWER MODEL: T2193EP/ 3372/ 128284/ T4191/ 62320/ 3887EP/ A725 CHROME Note:
Inv.1 33 Line 209 17Jun19 / 24Sep19	1 - SHARED BATH: INSTALL ALIGN TWO HANDLE ADJUSTABLE WIDESPREAD (8") LAV FAUCET WITH LIFT ROD DRAIN MODEL # T6193/ 69000 CHROME Note:
Inv.1 34 Line 210 17Jun19 / 24Sep19	1 - POWDER ROOM: INSTALL 90 DEGREE SINGLE HANDLE OPEN WATERWAY LAV FAUCET WITH LIFT ROD DRAIN MODEL # S6705 CHROME Note:
Inv.1 35 Line 211 17Jun19 / 24Sep19	2 - MASTER ENSUITE: INSTALL TWO (2) 90 DEGREE TWO HANDLE ADJUSTABLE WIDESPREAD (8") LAV FAUCET WITH LIFT ROD DRAIN MODEL #TS6720 / 69000 CHROME Note:
Inv.1 36 Line 212 17Jun19 / 24Sep19	1 - MASTER ENSUITE- ROMAN TUB:INSTALL 90 DEGREE TWO HANDLE ROMAN TUB FAUCET WITH HAND SHOWER MODEL #TS904 / 9796 CHROME Note:
Inv.1 37 Line 213 17Jun19 / 24Sep19	1 - ENSUITE 2: INSTALL 90 DEGREE TWO HANDLE ADJUSTABLE WIDESPREAD (8") LAV FAUCET WITH LIFT ROD DRAIN MODEL #TS6720 / 69000 CHROME Note:

CONSTRUCTION SUMMARY

North Oakville - 131 - 1 - CAMELOT (43-01) ELEV B

Registere Plan Number: Municipal Address: Closing: **17-Oct-19**

Inv.**1** **38** Line **214** 17Jun19 / 24Sep19	**1 -** ENSUITE 2: INSTALL 90 DEGREE ANNEX SHOWER RAIL MODEL TS3661NH/ S6340/ 176257/ TS2712/ 62320 CHROME Note:
Inv.**1** **39** Line **215** 17Jun19 / 24Sep19	**1 -** MASTER ENSUITE: INSTALL 90 DEGREE POSI-TEMP TUB/SHOWER FAUCET WITH 3 FUNCTION TRANSFER VALVE/TRIM AND SLIDE BAR WITH HAND SHOWER MODEL: TS2713EP/ 3372/ 128284/ TS4172/ 62320/ S3879EP/ A721 CHROME Note:
Inv.**1** **40** Line **234** 17Jun19 / 24Sep19	**1 -** EXTERIOR: INSTALL EXTRA EXTERIOR TAP (ON HOUSE ONLY)- AT REAR OF HOUSE, BEHIND STOVE. SEE SKETCH FOR LOCATION Note:
Inv.**1** **30** Line **206** 17Jun19 / 24Sep19	**1 -** KITCHEN: INSTALL MODERN TWO HANDLE POT FILLER FAUCET WITH DUAL SHUT-OFFS MODEL #S665 CHROME Note:
Inv.**1** **19** Line **194** 17Jun19 / 24Sep19	**1 -** KITCHEN: INSTALL EXTRA ROUGH-IN LINE FOR FRIDGE ICE MAKER WITH SHUT-OFF Note:
Inv.**1** **20** Line **195** 17Jun19 / 24Sep19	**1 -** MASTER ENSUITE: INSTALL 3/4" WATER SERVICE IN MASTER ENSUITE ONLY Note:
Inv.**1** **18** Line **193** 17Jun19 / 24Sep19	**1 -** EXTERIOR: INSTALL EXTRA EXTERIOR TAP (ON HOUSE ONLY). SEE SKETCH FOR LOCATION Note:

VACCUM/BELL

Inv.**1** **13** Line **188** 17Jun19 / 24Sep19	**1 -** GREAT ROOM: INSTALL CONDUIT - 1 1/4" ORANGE FLEX CONDUIT APPROX. 35FT FOR FIREPLACE FOR FUTURE TV Note:
Inv.**1** **14** Line **189** 17Jun19 / 24Sep19	**1 -** WIRELESS ACCESS POINT PACKAGE - 2-CAT6 NETWORK CABLES AND 2-UBIQUITI AC LITE ACCESS POINTS Note:
Inv.**1** **15** Line **190** 17Jun19 / 24Sep19	**1 -** GARAGE: INSTALL CENTRAL VACUUM - CENTRAL VAC PIPING COMPLETE TO GARAGE - ONE OUTLET IN BASEMENT Note:
Inv.**1** **16** Line **191** 17Jun19 / 24Sep19	**1 -** KITCHEN: INSTALL CENTRAL VACUUM - CENTRAL VAC KICKPLATE, UNDER KITCHEN SINK Note:

CONSTRUCTION SUMMARY

North Oakville - 131 - 1 - CAMELOT (43-01) ELEV B

Registere Plan Number: Municipal Address: Closing: **17-Oct-19**

Inv.**1** **17** Line **192** 17Jun19 / 24Sep19	**1** - ATTIC: INSTALL CONDUIT - 1 1/4" ORANGE FLEX CONDUIT APPROX. 15FT FOR ATTIC Note:

WINDOWS

Inv.**1** **26** Line **202** 17Jun19 / 24Sep19	**1** - 2ND FLOOR: -UPPER HALL: INSTALL SKYLIGHT- TO BE 2' X 4' Note:

WINDOWS

Inv.**1** **8** Line **183** 17Jun19 / 24Sep19	**4** - BASEMENT: ENLARGE FOUR (4) BASEMENT WINDOW - EXTRA STANDARD WINDOW - 36 X 30 Note:
Inv.**1** **9** Line **184** 17Jun19 / 24Sep19	**2** - BASEMENT: INSTALL TWO (2) ADDITIONAL BASEMENT WINDOWS - EXTRA STANDARD WINDOW - 30 X 16 Note:
Inv.**1** **10** Line **185** 17Jun19 / 24Sep19	**2** - BASEMENT: ENLARGE TWO (2) NEW BASEMENT WINDOW - EXTRA STANDARD WINDOW - 36 X 30 Note:

NORTH
OAKVILLE

Camelot

43 FT.

.424/3,420 Sq.ft.
ncludes 75 Sq.ft.
inished Basement
Bedrooms
.5 Bathrooms

AN A

AN B

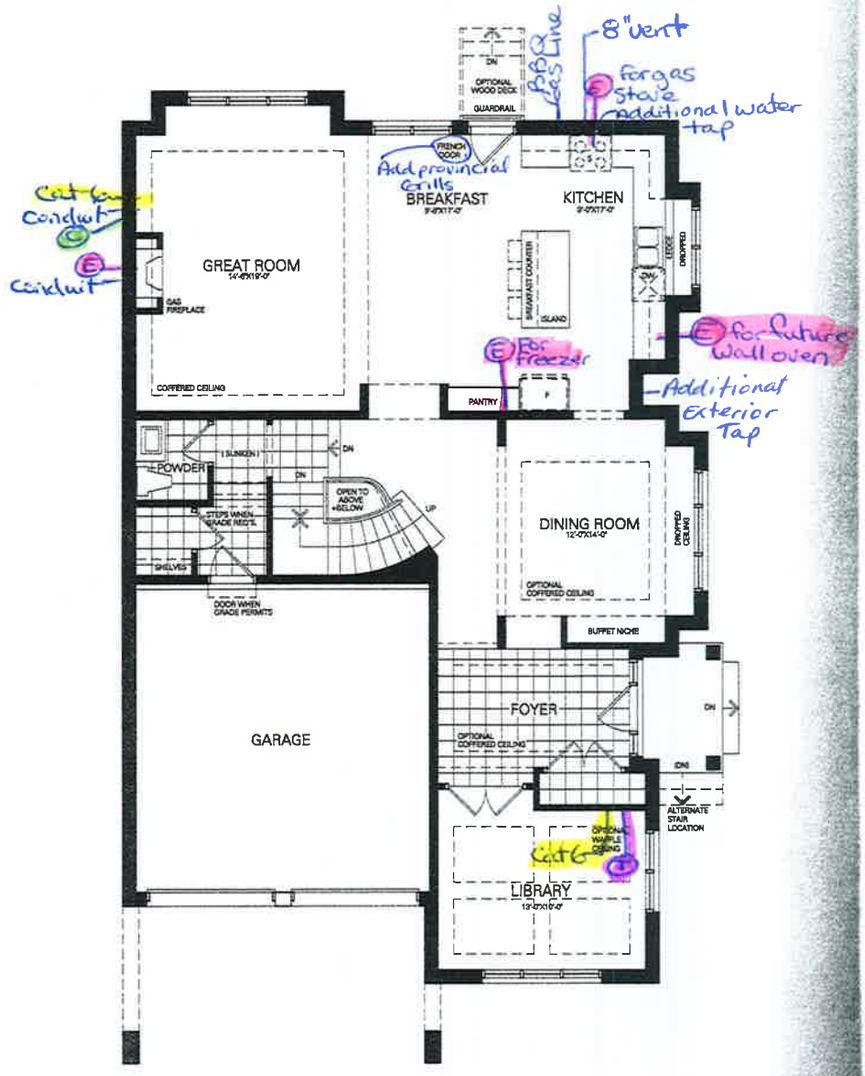

GROUND FLOOR A

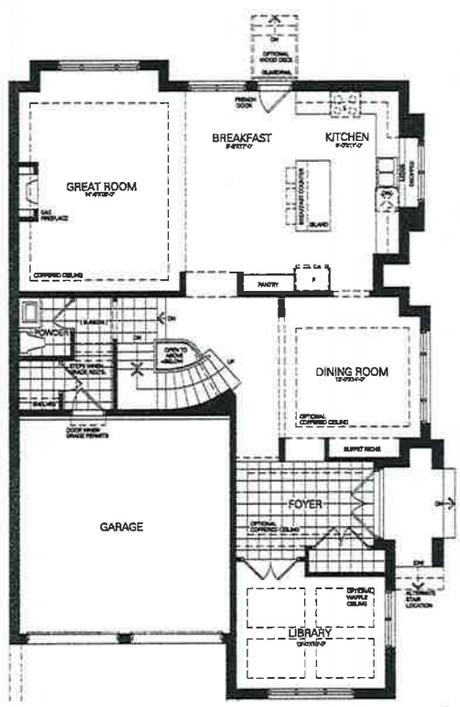

Disclaimer
Dimensions are approximate and subject to normal

(I) — telephone
(C) — cable
(E) — electrical
cat-6

Lot 131
July 8, 19

Lot 131
July 8, 19

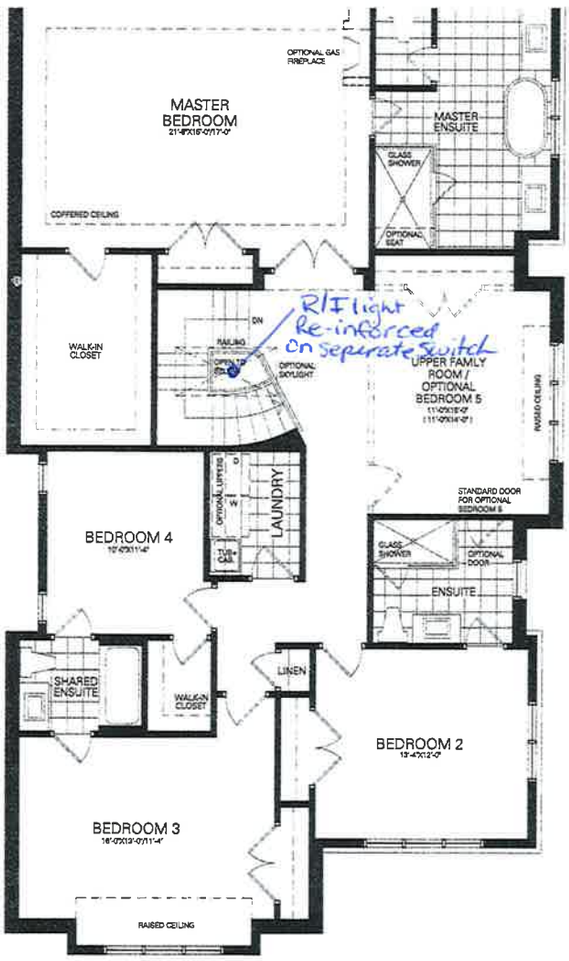

SECOND FLOOR A

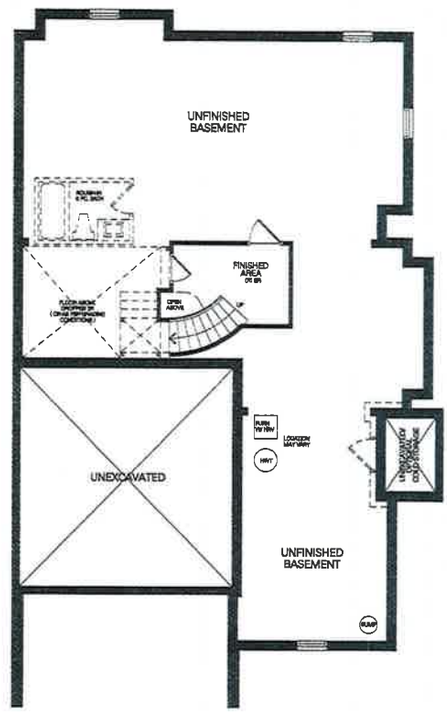

BASEMENT A

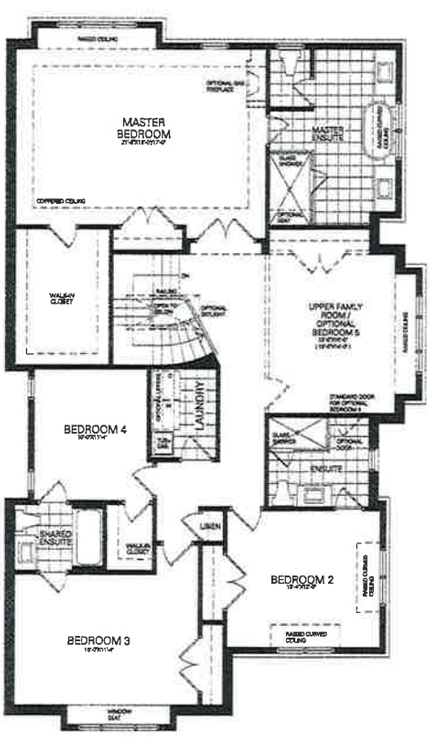

SECOND FLOOR B

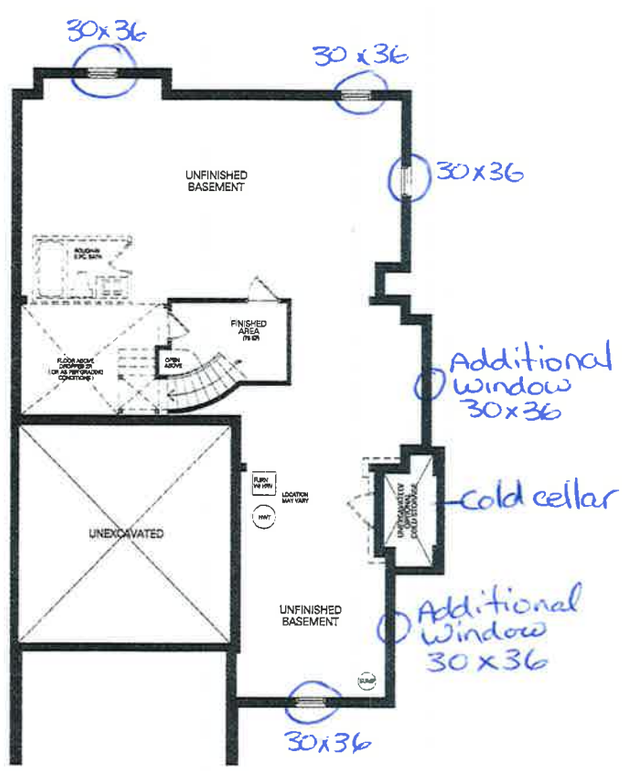

BASEMENT B

Lot 131
July 8, 19

Two exterior pots in soffit

Camelot

SCHEDULE 'B' SPECIFICATIONS AND INCLUSIONS/HOUSE PLANS

Elevation A
3,424 Sq.ft.
Includes 75 Sq.ft. of Finished Basement

Elevation B
3,420 Sq.ft.
Includes 75 Sq.ft. of Finished Basement

K.A.K. K.H

Disclaimer: All dimensions are approximate and subject to normal construction variances. Dimensions may exceed the useable floor area. Sizes and specifications subject to change without notice. Furniture is displayed for illustration purposes only and does not necessarily reflect the electrical plan for the suite. Suites are sold unfurnished. Balcony and façade variations may apply, contact a sales representative for further details. E.&O.E. ©Valery Homes 2019. All rights reserved.

VALERY HOMES

Lot 131
July 8, 19

Pot Fillers

Traditional | Transitional | Modern

Convenient flow control over a cooktop.
Dual joints allow for maximum reach and dual shut–off valves mean never reaching over a hot surface to turn it off.

Traditional Two Handle Pot Filler Faucet with Dual Shut-Offs ±

Model S664

Chrome	- $837.80
Other	- $1,171.25

Modern Two Handle Pot Filler Faucet with Dual Shut-Offs ±

Model S665
Not available in ORB finish

Chrome	- $837.80
Other	- $1,171.25

Kitchen

C.A.C.

FINISH OPTIONS:

C SRS NL ORB BL BG

To order, combine the model number with one of these finish letter(s):
Spot Resist™ Stainless (SRS), **Polished Nickel** (NL), **Oil Rubbed Bronze** (ORB), **Matte Black** (BL) **& Brushed Gold** (BG)
To order Chrome **(C)** models, use model number only.

± Single hole installation only
*** NL finish ships Q2**

Lot 131
July 8, 19

90°™

Traditional | Transitional | Modern

With ultra–modern styling, 90 Degree kitchen and bar/prep faucets are a study in minimalism. Geometric forms, squared corners and straight lines create an urban focal point for today's contemporary kitchens.

Single Handle
Kitchen Faucet ±

Model S7170
Use model number only for C

Chrome - $506.65

Single Handle Pullout
Kitchen Faucet ±

Model S7597

Chrome - $778.05
Other - $985.70

Kitchen

K.A.K.

Single Handle
Bar/Prep Faucet ±

Model S5170
Use model number only for C

Chrome - $455.65
Other - $590.60

FINISH OPTIONS:

C SRS

To order, combine the model number with one of these finish letter(s): Chrome (C) & Spot Resist™ Stainless (SRS).
± Single hole installation only

Lot 131
July 8, 19

Align®

Traditional | Transitional | Modern

From large, open master baths to minimalist powder rooms, Align faucets and accessories bring a refreshed modern look to your home.

Shared Bath

Posi-Temp® Tub/Shower Faucet with 3 Function Transfer Valve/Trim and Slide Bar with Hand Shower *

NEW! *Available in BL & BG*

Model T2193EP / 3372 / 128284 / T4191 / 62320 / 3887EP / A725

Chrome	- $1,137.70
Other	- $1,808.60

Posi-Temp® Shower Only with 3 Function Transfer Valve/Trim and Slide Bar with Hand Shower *

NEW! *Available in BL & BG*

Model T2192EP / 3372 / T4191 / 62320 / 3887EP / A725

Chrome	- $1,032.65
Other	- $1,676.20

K.A.K.

FINISH OPTIONS:

C BN BL BG

To order, combine the model number with one of these finish letter(s): LifeShine® Brushed Nickel (BN), **Matte Black** (BL) **& Brushed Gold** (BG)

To order Chrome **(C)** model, use model number only.

* **Please see vertical spa guide for installation #700106**

Lot 131
July 8, 19

Align®

Traditional | Transitional | **Modern**

From large, open master baths to minimalist powder rooms, Align faucets and accessories bring a refreshed modern look to your home.

Shared Bath

Single Handle Vessel Lav Faucet with Push-Button Drain without Overflow ˜

NEW *Available in BG*

Not Available in BL

Model 6192 / 140780

Chrome	- $505.55
Other	- $733.50

Single Handle Lav Faucet with Lift Rod Drain ^

NEW *Available in BG*

Model 6190

Chrome	- $307.15
Other	- $456.15

Two Handle Adjustable Widespread (8" - 16") Lav Faucet with Lift Rod Drain

8"

NEW *Available in BG*

Model T6193 / 69000

Chrome	- $476.10
Other	- $619.10

V.A.V.

Two Handle Roman Tub Faucet

NEW *Available in BG*

Model T393 / 4796

Chrome	- $592.75
Other	- $841.75

Tub Drain Half Kits Available **

Chrome	- $54.70
Other	- $136.90

Two Handle Roman Tub Faucet with Hand Shower

NEW *Available in BG*

Not Available in BL

Model T394 / 9796

Chrome	- $981.50
Other	- $1,306.75

Tub Drain Half Kits Available **

Chrome	- $54.70
Other	- $136.90

Two Handle Bidet Faucet

Not Available in BL or BG

Model T5191 / 9265

Chrome	- $836.85
Other	- $1,079.60

FINISH OPTIONS:

C BN BL BG

To order, combine the model number with one of these finish letter(s): LifeShine® Brushed Nickel (BN), **Matte Black** (BL) **& Brushed Gold** (BG)

To order Chrome **(C)** model, use model number only.

^ Deckplate included ˜ Deckplate sold separately – 172666 series

**** T90331 / 140680**

Lot 131
July 8, 19

90°™

Traditional | Transitional | **Modern**

Geometric forms, squared corners and straight lines create an urban focal point for today's contemporary baths.

Single Handle Open Waterway Lav Faucet with Lift Rod Drain ~

Model S6705 Powder Room

Chrome	- $485.50
Other	- $775.80

Single Handle Lav Faucet with Lift Rod Drain ~

Model S6700

Chrome	- $422.25
Other	- $674.60

K.A.K.

Single Handle Vessel Lav Faucet with Push-Button Drain without Overflow ~

Model S6711 / 140780

Chrome	- $655.95
Other	- $979.35

FINISH OPTIONS:

C BN

To order, combine the model number with one of these finish letter(s):
LifeShine® Brushed Nickel (BN).
To order Chrome **(C)** model, use model number only.
~ Deckplate sold separately – 147204 series

Lot 131
July 8, 19 00

90° ™

Traditional | Transitional | **Modern**

Geometric forms, squared corners and straight lines create an urban focal point for today's contemporary baths.

Master x 2
Ensuite 2 x 1

Two Handle
Adjustable Widespread
(8" – 16") Lav Faucet
with Lift Rod Drain

Model TS6720 / 69000

Chrome	- $532.70
Other	- $791.60

O.A.C.

Two Handle
Wallmount Lav Faucet
with Push-Button Drain
without Overflow

Model TS6730 / 9700 / 140780

Chrome	- $718.20
Other	- $1,103.90

Two Handle
Roman Tub Faucet

Model TS903 / 4796

Chrome	- $744.20
Other	- $1,009.05

Tub Drain Half Kits Available **

Chrome	- $54.70
Other	- $136.90

Two Handle Roman Tub Faucet
with Hand Shower

Model TS904 / 9796

Chrome	- $1,270.85
Other	- $1,750.85

Tub Drain Half Kits Available **

Chrome	- $54.70
Other	- $136.90

Master Tub

O.A.K.

FINISH OPTIONS:

C BN

To order, combine the model number with one of these finish letter(s):
LifeShine® Brushed Nickel (BN).
To order Chrome **(C)** model, use model number only.

** **T90331 / 140680**

Lot 131
July 8, 19

Annex™ Shower Rail

Traditional | Transitional | Modern

Ensuite 2

90 Degree™ Annex™ Shower Rail
Available in BN
Model TS3661NH / S6340 / 176257 / TS2712 / 62320

Chrome	- $1,141.10
Brushed Nickel	- $1,689.65

Align™ Annex™ Shower Rail
Available in BN & BL
Model TS3661NH / S176 / 155891 / T2191 / 62320

Chrome	- $1,042.65
Matte Black	- $1,560.80
Brushed Nickel	- $1,562.00

C.A.C.

Eva™ Annex™ Shower Rail
Available in BN & ORB
Model TS3661NH / S6310 / 164929 / T2131 / 62320

Chrome	- $1,027.45
Brushed Nickel	- $1,523.80
Oil Rubbed Bronze	- $1,523.80

FINISH OPTIONS:

C BN ORB BL

To order Chrome **(C)** model, use model number only.

Lot 131
July 8, 19

90° ™

Traditional | Transitional | **Modern**

Geometric forms, squared corners and straight lines create an urban focal point for today's contemporary baths.

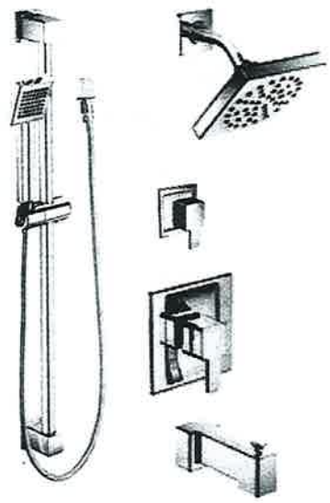

Posi-Temp® Tub/Shower Faucet with 3 Function Transfer Valve/Trim and Slide Bar with Hand Shower *

Model TS2713EP / 3372 / 128284 / TS4172 / 62320 / S3879EP / A721

Chrome	- $1,318.85
Other	- $2,034.65

Master Ensuite

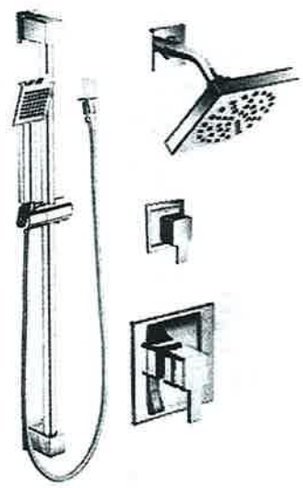

Posi-Temp® Shower Only with 3 Function Transfer Valve/Trim and Slide Bar with Hand Shower *

Model TS2712EP / 3372 / TS4172 / 62320 / S3879EP / A721

Chrome	- $1,215.40
Other	- $1,887.85

E.A.C.

FINISH OPTIONS:

C BN

To order, combine the model number with one of these finish letter(s):
LifeShine® Brushed Nickel (BN).
To order Chrome **(C)** model, use model number only.
*** Please see vertical spa guide for installation #700106**

* Note toe tap must be 18" off finished floor.

Lot 131

Aug 6, 2019

Builder	Valery Homes
Site	N. Oakville
Lot #	general

NEW Alluravision Series Electric Linear style Wall Mount Fireplace: SLIMLINE OR DEEP

Alluravision *Slim units come standard with: Up to 5,000 BTU, Crystal Clear Cube amber bed, 2,800 Watts (plugs in or hard wired), flame / heat adjustment, remote control, Yellow, Orange and Blue or combined flame colour options, can be fully recessed into wall, LED Lighting, Front vents, touch screen control, Whisper quiet.*

Alluravision *Deep units come standard with: Up to 9,000 BTU, Crystal Clear Cube amber bed, 2,800 Watts (plugs in or hard wired), flame / heat adjustment, remote control, Yellow, Orange and Blue or combined flame colour options, can be fully recessed into wall, LED Lighting, Front vents, touch screen control, Whisper quiet. AND South beach log set is included with Deep units.*

Alluravision 42" Slim electric fireplace, glass front, black, NEFL42CHS	$1,918	
Alluravision 42" Deep depth electric fireplace, glass front, black, NEFL42CHD	$2,060	
Alluravision 50" Slim electric fireplace, glass front, black, NEFL50CHS	$2,075	
Alluravision 50" Deep Depth electric fireplace, glass front, black, includes South Beach Log set, NEFL50CHD.	$2,413	
OPTIONAL GLASS MEDIA Available in: Amber, Blue, Clear , Black, Red, Topaz.	$135 Each (larger units require more than one kit_)_	

CLEARion Series, 50" SEE thru Electric Linear style fireplace, with black surround. Up to 9,000 BTU , see-thru pattened technology, Remote control with timer feature, realistic log set with crystal media, flame / heat adjustment, multicolour emberbed, heaters operate independently from both sides, adjustable flame speed.

CLEARion Series, 50" SEE thru Electric Linear	$2,975	

DIMPLEX OPTI - V 5452 . Opti-V™ is the perfect blend of magic and innovation, rendering the sights and sounds of a true burning fire for a virtual fireplace experience like no other.

Opti V5452 E;ectric Fireplace , VF5452L	$7,555	

Raise height is really a personal thing. If he plans on installing a TV above, must adhere to the mantel clearances ,min. 8" above (although manufacturers will not provide clearances to TVs). The unit is abour 17 5/8" high.

Normally most will raise it to 18 – 24" to provide good viewing height . but again if TV is going above may want to verify his preference.

Lot 131

ALLURAVISION™ SERIES ELECTRIC FIREPLACE

NAPOLEON

Specifications

Model	BTU	Width		Height		Depth		Viewing Area
		Actual	Framing	Actual	Framing	Actual	Framing	
NEFL42CHD	9000	42 1/16	42 9/16	15 7/8	16 1/8	5 13/16	6 1/16	40 1/4 x 11 1/16
NEFL50CHD	9000	50 5/16	50 13/16	15 7/8	16 1/8	5 13/16	6 1/16	48 1/2 x 11 1/16
NEFL60CHD	9000	60 3/16	60 11/16	15 7/8	16 1/8	5 13/16	6 1/16	58 5/16 x 11 1/16
NEFL74CHD	9000	74 5/16	74 13/16	15 7/8	16 1/8	5 13/16	6 1/16	72 1/2 x 11 1/16
NEFL100CHD	9000	100 5/16	100 13/16	15 7/8	16 1/8	5 13/16	6 1/16	98 1/2 x 11 1/16
NEFL42CHS	5000	42 1/16	42 9/16	15 7/8	16 1/8	4 1/4	4 1/2	40 1/4 x 11 1/16
NEFL50CHS	5000	50 5/16	50 13/16	15 7/8	16 1/8	4 1/4	4 1/2	48 1/2 x 11 1/16
NEFL60CHS	5000	60 3/16	60 11/16	15 7/8	16 1/8	4 1/4	4 1/2	58 5/16 x 11 1/16
NEFL74CHS	5000	74 5/16	74 13/16	15 7/8	16 1/8	4 1/4	4 1/2	72 1/2 x 11 1/16

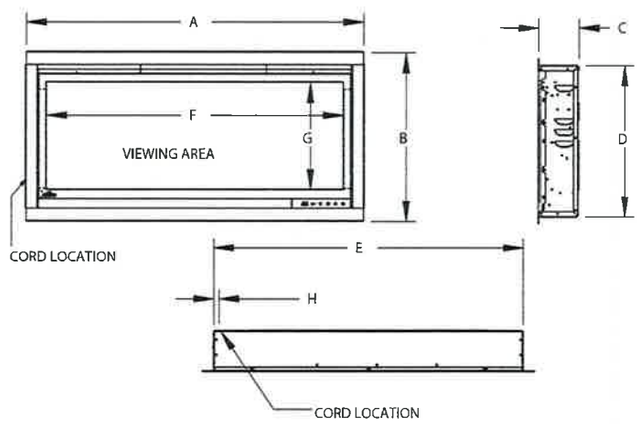

Dimensions								
Model No.	A	B	C	D	E	F	G	H
NEFL42CHS	44 7/16" (112.8cm)	17 5/16" (44cm)	4 1/4" (10.8cm)	15 7/8" (40.2cm)	42 1/16" (106.8cm)	40 1/4" (102.2cm)	11 1/16" (28.1cm)	3/4" (1.8cm)
NEFL50CHS	52 11/16" (133.8cm)	17 5/16" (44cm)	4 1/4" (10.8cm)	15 7/8" (40.2cm)	50 5/16" (127.8cm)	48 1/2" (123.2cm)	11 1/16" (28.1cm)	3/4" (1.8cm)
NEFL60CHS	62 9/16" (158.8cm)	17 5/16" (44cm)	4 1/4" (10.8cm)	15 7/8" (40.2cm)	60 3/16" (152.8cm)	58 5/16" (148.2cm)	11 1/16" (28.1cm)	3/4" (1.8cm)
NEFL74CHS	76 3/4" (194.8cm)	17 5/16" (44cm)	4 1/4" (10.8cm)	15 7/8" (40.2cm)	74 5/16" (188.8cm)	72 1/2" (184.2cm)	11 1/16" (28.1cm)	3/4" (1.8cm)
NEFL42CHD	44 7/16" (112.8cm)	17 5/16" (44cm)	5 13/16" (14.8cm)	15 7/8" (40.2cm)	42 1/16" (106.8cm)	40 1/4" (102.2cm)	11 1/16" (28.1cm)	3/4" (1.8cm)
NEFL50CHD	52 11/16" (133.8cm)	17 5/16" (44cm)	5 13/16" (14.8cm)	15 7/8" (40.2cm)	50 5/16" (127.8cm)	48 1/2" (123.2cm)	11 1/16" (28.1cm)	3/4" (1.8cm)
NEFL60CHD	62 9/16" (158.8cm)	17 5/16" (44cm)	5 13/16" (14.8cm)	15 7/8" (40.2cm)	60 3/16" (152.8cm)	58 5/16" (148.2cm)	11 1/16" (28.1cm)	3/4" (1.8cm)
NEFL74CHD	76 3/4" (194.8cm)	17 5/16" (44cm)	5 13/16" (14.8cm)	15 7/8" (40.2cm)	74 5/16" (188.8cm)	72 1/2" (184.2cm)	11 1/16" (28.1cm)	3/4" (1.8cm)
NEFL100CHD	102 11/16" (260.8cm)	17 5/16" (44cm)	5 13/16" (14.8cm)	15 7/8" (40.2cm)	100 5/16" (254.8cm)	98 1/2" (250.2cm)	11 1/16" (28.1cm)	3/4" (1.8cm)

Product information provided is not complete and is subject to change without notice. Please consult the installation manual for the most up to date installation information.

W415-1908 / 09.21.18

24 Napoleon Road, Barrie, Ontario, Canada L4M 0G8 • 214 Bayview Drive, Barrie, Ontario, Canada L4N 4Y8
Fireplaces, Heating and Cooling: 705-721-1212 • Grills: 705 726-4278 • napoleonproducts.com

Lot 131

ALLURAVISION™ SERIES ELECTRIC FIREPLACE

NAPOLEON

Clearances

Minimum Mantel Clearances

⚠ WARNING

- When using paint or lacquer to finish the mantel, the paint or lacquer must be heat resistant to prevent discolouration.

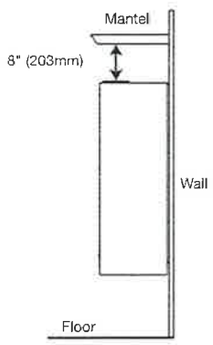

Side View (Wall Mount)

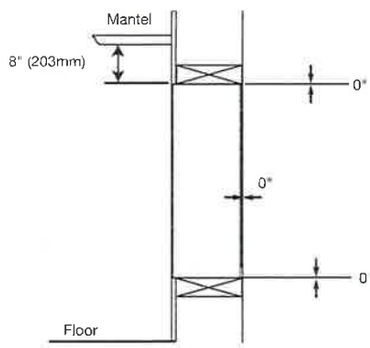

Side View (recessed into a wall)

Framing

Measurements from body of appliance:	
Sides, Back, Top	0"

FINISHING MATERIAL

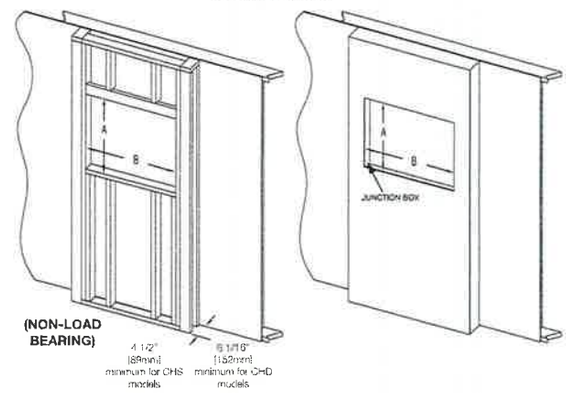

Model No.	A	B
NEFL42CHS	16 1/8" (41cm)	42 9/16" (108.1cm)
NEFL50CHS	16 1/8" (41cm)	50 13/16" (129.1cm)
NEFL60CHS	16 1/8" (41cm)	60 11/16" (154.1cm)
NEFL72CHS	16 1/8" (41cm)	74 13/16" (190cm)

Model No.	A	B
NEFL42CHD	16 1/8" (41cm)	42 9/16" (108.1cm)
NEFL50CHD	16 1/8" (41cm)	50 13/16" (129.1cm)
NEFL60CHD	16 1/8" (41cm)	60 11/16" (154.1cm)
NEFL72CHD	16 1/8" (41cm)	74 13/16" (190cm)
NEFL100CHD	16 1/8" (41cm)	100 13/16" (256.1cm)

Appliance Installation

Side Panel Installation (Wall Mount Installation Only)

1. Install left and right panels (FIG. 1) by securing 4 fasteners (2 per panel) to bottom of appliance (FIG. 2).

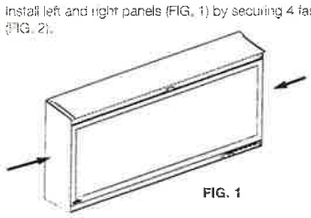

FIG. 1

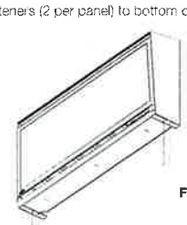

FIG. 2

Recessing the Appliance into the Wall

Due to the many different materials used on different walls, it is highly recommended that you consult your local builder before you install this appliance on the wall.

Select a location that is not prone to moisture and is located at least 36" (91.4cm) away from combustible materials such curtain drapes, furniture, bedding, paper etc.

1. Measure the appliance and create a rough in with electrical. The electrical junction box is located on the left side of the appliance.
2. Remove the front glass (see "front glass installation and removal" section in your manual).
3. Remove the plastic panel holders by removing the screws (FIG. 1 and 2).



FIG. 1

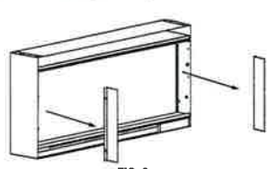

FIG. 2

4. If side covers are installed prior to recessed installation, remove the side covers by removing the screws (FIG. 3 and 4).

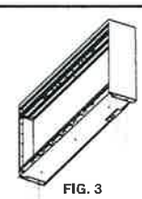

FIG. 3

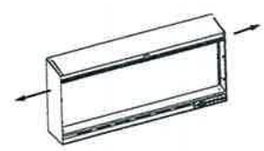

FIG. 4

5. Install trims (see "trim installation" section in your manual).
6. Hold the appliance up to ensure it will fit into the framing (see "framing - recessed installation" section in your manual).
7. Apply shims (not supplied) between the appliance and the frame.
8. Use 4 screws to secure the appliance into the wall (FIG. 5). Do not overtighten screws.

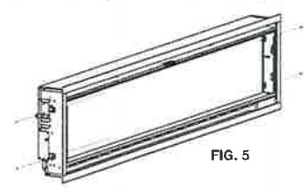

FIG. 5

9. Re-install the plastic panel holders.
10. Place the crystals or optional topaz glass chips and drift wood logs (CHD models only) along the media tray (see "crystal ember installation" and "optional topaz glass chips and drift wood log installation" sections in your manual).
11. Install front glass (see "front glass installation and removal" section in your manual).

note:

2 sets of holes are provided for recessing into the wall. The wall structure may limit how far the appliance can be recessed. Use the appropriate set of holes when recessing to the frame. Apply shims (not supplied) between appliance and frame.

It is recommended that the walls of the appliance enclosure be finishing (i.e. drywall) to avoid exposed insulation or vapour barrier coming in contact with the appliance. This will ensure clearance to combustibles is maintained.

ALLURAVISION™ SERIES ELECTRIC FIREPLACE

NAPOLEON

Clearances

Minimum Mantel Clearances

WARNING

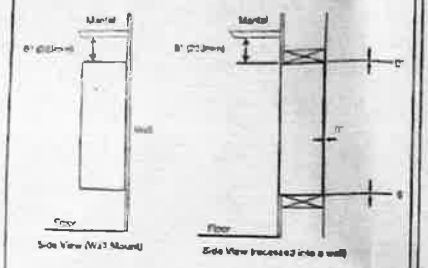

Framing

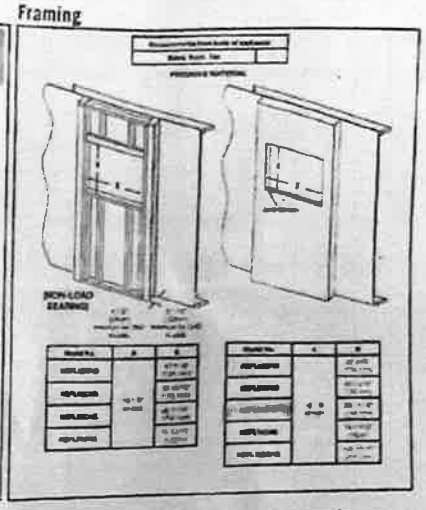

Appliance Installation

Side Panel Installation (Wall Mount Installation Only)

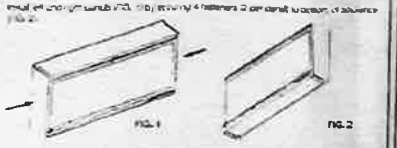

Recessing the Appliance into the Wall

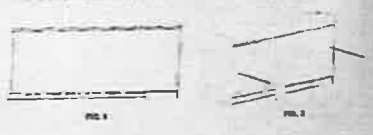

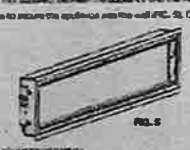

W415-1508 / A / 08.08.15

Wolf Steel Ltd., 24 Napoleon Rd., Barrie, ON L4M 0G8 Canada • 1(866)820-8886 • www.napoleon.com

Lot 131 (KA)(K.H)

Aug 20, 19

ALLURAVISION™ SERIES ELECTRIC FIREPLACE

Specifications

Model	Unit	Width		Height		Height		Depth of Fire
		Actual	Framing	Actual	Framing	Actual	Framing	
NEFL42CHS	6000 / 8000	44 7/16	42 9/16	17 5/16	16 1/8	9 13/16	6 1/16	49 1/4 x 11 1/16
NEFL50CHS		52 11/16	50 13/16					48 1/2 x 11 1/16
NEFL60CHS		62 9/16	60 11/16					58 5/16 x 11 1/16
NEFL74CHS		76 3/4	74 13/16					72 1/2 x 11 1/16
NEFL100CHS		102 11/16	100 13/16					98 1/2 x 11 1/16
NEFL42CHS	6000	44 7/16	42 9/16			4 1/4	4 1/2	49 1/4 x 11 1/16
NEFL50CHS		52 11/16	50 13/16					48 1/2 x 11 1/16
NEFL60CHS		62 9/16	60 11/16					58 5/16 x 11 1/16
NEFL74CHS		76 3/4	74 13/16					72 1/2 x 11 1/16

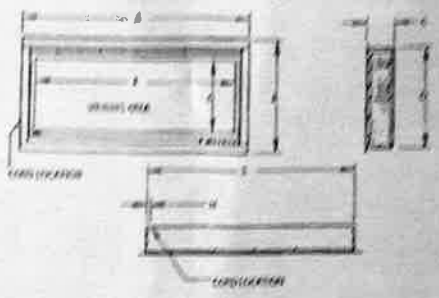

Model No.	A	B	C	D	E	F	G	H
NEFL42CHS	[illegible]	[illegible]	[illegible]	[illegible]	[illegible]	[illegible]	[illegible]	[illegible]
NEFL50CHS	[illegible]				[illegible]	[illegible]		
NEFL60CHS	[illegible]				[illegible]	[illegible]		
NEFL74CHS	[illegible]				[illegible]	[illegible]		
NEFL100CHS	[illegible]				[illegible]	[illegible]		
NEFL42CHS	[illegible]				[illegible]	[illegible]		
NEFL50CHS	[illegible]				[illegible]	[illegible]		
NEFL60CHS	[illegible]				[illegible]	[illegible]		
NEFL74CHS	[illegible]				[illegible]	[illegible]		
NEFL100CHS	[illegible]				[illegible]	[illegible]		

Product information provided is not complete and is subject to change without notice. Please consult the installation manual for the most up to date installation information.

WFES-1506 / A / 08.08.19

Wolf Steel Ltd., 24 Napoleon Rd., Barrie, ON L4M 0G8 Canada · 1(866)820-8686 · www.napoleon.com

Lot 131
Aug. 20, 19