


FRIGIDAIRE
PROFESSIONAL



30" Wall Oven and Microwave Combination

Microwave Combination Wall Oven

Available Products: PCWM3080AF

Available Colors: Stainless Steel

Version: 09/22

Product Specifications

Cooking Controls

Air Fry	Yes
Air Sous Vide	Yes
Bake	Yes
Bake Time	Yes
Bread Proof	Yes
Broil	Yes
Cancel	Yes
Child Lock	Yes
Clear Off	Yes
Clock	Yes
Convection Bake	Yes
Convection Roast	Yes
Cook Time	Yes
Dehydrate	Yes
Delay Clean	Yes
Delay Start	Yes
Fast Preheat	Yes
Keep Warm	Yes
Kitchen Timer	Yes
Light	Yes
My Favorite	Yes
Off	Yes
Oven Light	Yes
Perfect Turkey	Yes
Preheat	Yes
Probe	Yes
Self Clean	Yes
Set Clock	Yes
Slow Cook	Yes
Start	Yes
Start Time	Yes
Steam Bake	Yes
Steam Clean	Yes
Steam Roast	Yes
Stop	Yes
Temperature Display	Yes
Timed Bake	Yes
Timer On / Off	Yes
User Preferences	Yes

Cooking Controls Function

Change between Continuous Bake Setting or 12-Hour	Yes
Energy Saving Feature	Yes
Delayed Bake	Yes
Program Fahrenheit or Celsius	Yes
Silent Control Panel	Yes
Timed Cooking	Yes

Microwave Cooking

Microwave Cooking Power	1000 Watts
Bacon	Yes
Beverage	Yes
Defrost	Yes
Melt / Soften	Yes
Popcorn	Yes
Reheat	Yes
Rice	Yes
Top Grill Mode	Yes
Veggies	Yes

Controls

Control Lock	Yes
Sabbath Mode	Yes


Display

Control Location	Front
Display Interface Color	White
Display Light Color	White
Display Type	Capacitive Touch

For planning purposes only. We reserve the right to change specifications or discontinue models without notice.
Refer to Product Installation Guide for detailed installation instructions on the web at frigidaire.com / frigidaire.ca
Electrolux Major Appliances, N.A.

USA • 10200 David Taylor Drive • Charlotte, NC 28262 • Charlotte, NC 28262 • 1-877-4electrolux (1-877-435-3287) • frigidaire.com
CANADA • 5855 Terry Fox Way • Mississauga, ON L5V 3E4 • 1-800-265-8352 • frigidaire.ca

FRIGIDAIRE PROFESSIONAL



30" Wall Oven and Microwave Combination
Microwave Combination Wall Oven
Available Products: PEWM0001AF
Available Colors: Stainless Steel
Version: 01/22



Product Specifications

Cooking Controls

Air Fry	Yes
Air Sense Valve	Yes
Bake	Yes
Bake Time	Yes
Bread Proof	Yes
Broil	Yes
Cancel	Yes
Child Lock	Yes
Clean Off	Yes
Clock	Yes
Convection Bake	Yes
Convection Roast	Yes
Cook Time	Yes
Dehydrate	Yes
Delay Clean	Yes
Delay Start	Yes
Fast Preheat	Yes
Keep Warm	Yes
Kitchen Timer	Yes
Light	Yes
My Favorite	Yes
Off	Yes
Oven Light	Yes
Perfect Cook	Yes
Preheat	Yes
Probe	Yes
Self Clean	Yes
Set Clock	Yes
Slow Cook	Yes
Start	Yes
Start Time	Yes
Steam Bake	Yes
Steam Clean	Yes
Steam Roast	Yes
Stop	Yes
Temperature Display	Yes
Timed Bake	Yes
Timer On/Off	Yes
User Preferences	Yes

Cooking Controls Function

Change between Continuous Bake Setting or 12-Hour	Yes
Energy Saving Feature	Yes
Delayed Bake	Yes
Program Combination of Features	Yes
Select Control Panel	Yes
Timed Cooking	Yes

Microwave Cooking

Microwave Cooking Power	1000 Watts
Bacon	Yes
Reheating	Yes
Defrost	Yes
Melt/Softens	Yes
Popcorn	Yes
Reheat	Yes
Rice	Yes
Top Grill Mode	Yes
Veggies	Yes

Controls

Control Lock	Yes
Sabbath Mode	Yes

Display

Control Location	Front
Display Interface Color	White
Display Light Color	White
Display Type	Capacitive Touch

For planning purposes only. We reserve the right to change specifications at any time without notice.
Refer to Product Installation Guide for detailed installation instructions on the web at frigidaire.com/installation.

Electrolux Major Appliances, N.A.
USA • 10700 David Taylor Drive • Columbus, NC 28035 • Phone: 800-451-1000 • Fax: 704-321-1000
CANADA • 155 Terry Fox Way • Mississauga, ON L5Y 1E4 • Phone: 905-885-8857 • Fax: 905-885-8858

Oven

Bake Element	2,600 Watts
Bake Element Pass	4
Bake Element Type	Hidden
Broil Element	4,000 Watts
Broil Element Pass	6
Broil System	Yes
Cleaning System	Yes
Convection	Yes
Convection Element	3,800 Watts
Convection Type	Total
Number of Convection Fans	1
Number of Rack Positions	6
Oven Interior Color	Midnight Black
Oven Light Quantity	2
Oven Light Type	Halogen
Oven Light Watts	40 Watts
Rack Position Type	Embossed
Rack Type 1	Handle
Rack Type 1 Quantity	2
Rack Type 2	Glide
Rack Type 2 Quantity	1

Convection Cooking

Convection Cooking - Bake	Yes
Convection Element	1650 Watts

Microwave Control Features

+ 30 Seconds	Yes - One Touch
--------------	-----------------

Internal Specifications

Rack	Yes
Turntable Diameter	14"
Turntable Material	Glass

Electrical Specifications

Amps @ 240 Volts	40 Amps
Connected Load @ 240V	7.6 kW
Minimum Circuit Required	40 Amps
Voltage Rating	240 V

General Specifications

Prop 65 Label	Yes
Warranty - Labor	1 Year
Warranty - Parts	1 Year

Safety Certifications and Approvals

CSA Listed	Yes
UL Listed	Yes
RoHS	Yes

Dimensions and Volume

Height	41 9/16"
Width	29 7/8"
Depth	25 3/16"
Depth With Door 90° Open	48 3/16"
Depth With Handle	27 6/10"
Cutout Depth	23 5/8"
Oven Interior Height	18 1/8"
Oven Interior Width	25 3/16"
Oven Interior Depth	19 7/8"
Microwave Interior Height	9 5/16"
Microwave Interior Width	18 7/8"
Minimum Cutout Height	40 5/8"
Minimum Cutout Width	28 1/2"
Maximum Cutout Height	41 1/2"
Maximum Cutout Width	29"
Microwave Capacity	1.7 Cu. Ft.
Oven Capacity	5.3 Cu. Ft.

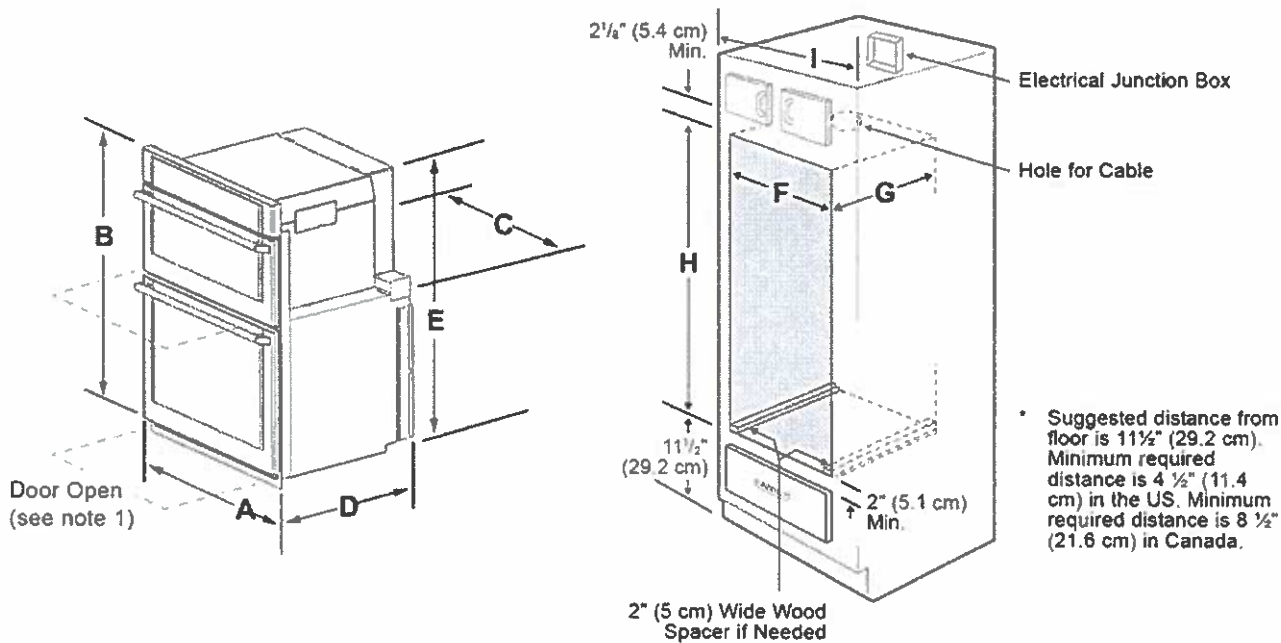
Installation

Power Supply Connection Location	Top Left
----------------------------------	----------

Certifications and Approvals

Star-K Certification	Yes
----------------------	-----

Installation Diagram



NOTES:

1. Allow at least 22" (55.9cm) clearance in front of oven for door depth when it is open.
2. Dimension G (cutout depth) is critical to the proper installation of the built-in oven. If the oven decorative trim does not butt against the cabinet verify dimension G to assure it is the required depth.
3. For a cutout height greater than the maximum (H), add one 2"(5 cm) wide wood shim of appropriate height to each side of the opening under the appliance side rails. A trim kit may be purchased through a dealer, service, or on the brand website.

Figure 1: Product and Cutout Dimensions

PRODUCT DIMENSIONS					
A	B	C	D		E
29 ⁷ / ₈ " (75.9 cm)	41 ¹ / ₈ " (105.6 cm)	28 ⁷ / ₈ " (72.2 cm)	25 ³ / ₈ " (63.9 cm)		40 ³ / ₈ " (102.9 cm)
CUTOUT DIMENSIONS AND CABINET WIDTH					
F		G. Min.	H		I
Min.	Max.		Min.	Max.	
28 ¹ / ₂ " (72.4 cm)	29" (73.7 cm)	23 ¹ / ₂ " (59.7 cm)	40 ³ / ₈ " (103.1 cm)	41 ¹ / ₂ " (105.4 cm)	30 ¹ / ₈ " (76.5 cm) Min

RF23A9771SR

22.5 cu. ft. Smart Counter Depth 4-Door Flex™ Refrigerator featuring Family Hub™ with Beverage Center and Dual Ice Maker

Not 86 Feb. 21, 23
SAMSUNG



6 Simple Truths

What's for dinner?

Food recognition lets you know what's inside your fridge, quickly plan weekly meals, search for recipes, shop for missing ingredients and preheat your oven, all from the Family Hub™.

I love entertaining friends and family.

Stream your favorite music apps on the Family Hub™ through a premium speaker.

I don't want to miss my favorite show.

Mirror shows, movies, or live sports from your Samsung TV or smartphone on the Family Hub™.

I love getting more done.

Get a notification on the Family Hub™ when the laundry is done.

I want to manage my life with ease.

See who's at the front door, monitor multiple rooms and adjust the thermostat, all from the Family Hub™.

It's the little moments that matter.

Upload pictures or videos remotely, leave handwritten notes and set calendar reminders, all on your Family Hub™.


Available Colors



Fingerprint Resistant Stainless Steel (shown)



Fingerprint Resistant Black Stainless Steel



Beverage Center



Dual Ice Maker with Ice Bites

Design

- Beverage Center
- Modern Design
- Built-in Look

Technology

- Family Hub™
- Dual Ice Maker with Ice Bites and Cubed Ice
- UV Deodorizing Filter

Performance

- FlexZone™
- Flex Crisper
- Triple Cooling

Rating



ENERGY STAR® rated:
631 kWh/yr



ADA Compliant

RF23A9771SR

22.5 cu. ft. Smart Counter Depth 4-Door Flex™ Refrigerator featuring Family Hub™ with Beverage Center and Dual Ice Maker

1 X01 86
JH DS

10/10/2018

SAMSUNG



6 Simple Truths

What's for dinner?

Food recognition lets you know what's inside your fridge, quickly plan weekly meals, search for recipes, shop for missing ingredients and preheat your oven, all from the Family Hub™.

I love entertaining friends and family.

Stream your favorite music apps on the Family Hub™ through a premium speaker.

I don't want to miss my favorite show.

Mirror shows, movies, or live sports from your Samsung TV or smartphone on the Family Hub™.

I love getting more done.

Get a notification on the Family Hub™ when the laundry is done.

I want to manage my life with ease.

See who's at the front door, monitor multiple rooms and adjust the thermostat, all from the Family Hub™.

It's the little moments that matter.

Upload pictures or videos remotely, leave handwritten notes and set calendar reminders, all on your Family Hub™.

Available Colors




Fingerprint Resistant
Stainless Steel (shown)



Fingerprint Resistant
Black Stainless Steel



Beverage Center



Dual Ice Maker with Ice Bites

Design

- Beverage Center
- Modern Design
- Built-in Look

Technology

- Family Hub™
- Dual Ice Maker with Ice Bites and Cubed Ice
- UV Deodorizing Filter

Performance

- FlexZone™
- Flex Crisper
- Triple Cooling

Rating



ENERGY STAR® rated:
631 kWh/yr



ADA Compliant

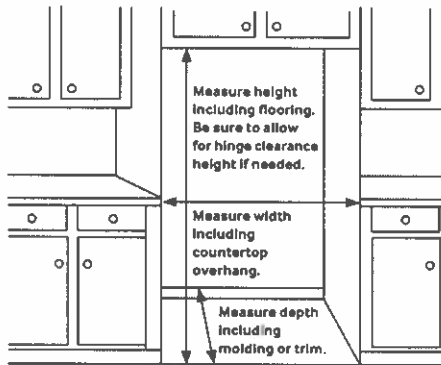
RF23A9771SR

22.5 cu. ft. Smart Counter Depth 4-Door Flex™ Refrigerator featuring Family Hub™ with Beverage Center and Dual Ice Maker

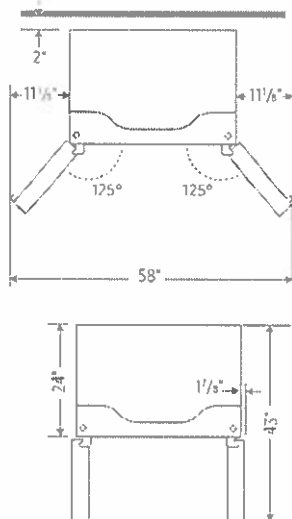
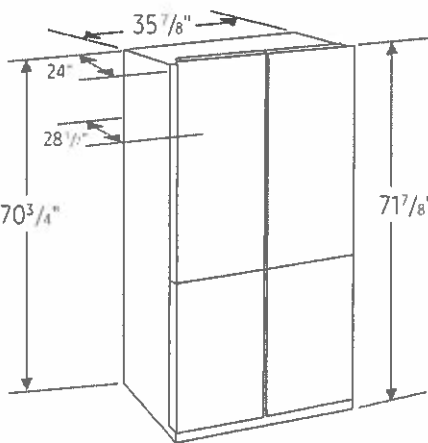
Installation Specifications

1. Measure the height, width and depth of the opening, making sure to include baseboards, molding tile, countertop overhang, etc. Check to be sure there is enough room to open the door (consider walls, islands or other obstacles when measuring).
 2. Refer to illustration below to determine dimensions.
 3. Allow 2.5" of clearance on hinge side of refrigerator when installing next to a wall where handle may make contact.
 4. Allow 1" minimum clearance at rear for proper air circulation and water/electrical connections. Allow a 3/8" minimum clearance at sides and top for ease of installation.
 5. Ensure each door and entryway in the home is wide enough for the refrigerator to be moved through easily.
- For optimal usage and ability to open refrigerator doors completely, do not install next to a wall.

Please note: The following dimension and cutout information is for planning purposes only. For complete installation details, consult manual packed with product or download manual online at samsung.com.



Dimensions



Total Capacity: 22.5 cu. ft.

Refrigerator: 13.7 cu. ft.

- 4 Tempered Glass Spill-Proof Shelves
- 2 Clear Drawers: Flex Crisper and Crisper+
- 6 Door Bins
 - Right: 1 Gallon Bin, 2 Regular Bins
 - Left: 1 Gallon Bin, 2 Regular Bins
- LED Lighting

Freezer: 8.8 cu. ft.

- Dual Ice Maker in Freezer (Ice Bites or Cubed Ice)
 - 2 Ice Buckets with Cover and 1 Scoop
- 3 Slide-Out Shelves
- 6 Door Bins
- LED Lighting

Accessories

Water Filter: HAF-QIN

Warranty

One (1) Year Parts and Labor on Refrigerator
 Five (5) Years Parts and Labor on Sealed Refrigeration System Only*
 Ten (10) Years Parts and Five (5) Years Labor on Digital Inverter Compressor
*Compressor, evaporator, condenser, drier and connecting tubing.

Product Dimensions & Weight

Dimensions (WxHxD with hinges and doors):
 35 7/8" x 71 7/8" x 28 1/2"

Dimensions (WxHxD without hinges and doors):
 35 7/8" x 70 3/4" x 24"

Weight: 337.3 lbs

Shipping Dimensions & Weight (WxHxD)

Dimensions: 38 1/4" x 77 5/8" x 30 3/5"
 Weight: 359.3 lbs

Color	Model #	UPC Code
Fingerprint Resistant Stainless Steel	RF23A9771SR	887276525792
Fingerprint Resistant Black Stainless Steel	RF23A9771SG	887276524818

36" Induction Cooktop

500 Series – Black NIT5660UC



NIT5660UC
Black

The 500 Series induction cooktop is sleek in design, and offers quick and even cooking results.

Features & Benefits

Induction – faster than gas and electric cooktops. Precise cooking, easy cleaning and more efficient

12" dual-ring center cooking zone for large pots and pans

17 power levels for each cooking zone

The smooth ceramic glass surface makes cooking and cleaning especially easy.

SpeedBoost® – adds even more power to speed up the cooking process

Element Performance

Power of Front Left heating element	1,800 W
Power of Front Left heating element (in boost)	3,100 W
Power of Back Left heating element	1,800 W
Power of Back Left heating element (in boost)	3,100 W
Power of Center heating element	3,300 / 2,200 W
Power of Center heating element (in boost)	5,400 / 3,700 W
Power of Back Right heating element	1,400 W
Power of Back Right heating element (in boost)	2,200 W
Power of Front Right heating element	2,200 W
Power of Front Right heating element (in boost)	3,700 W
Burners with booster	All

Element Size

Dimension of Front Left heating element	7"
Dimension of Back Left heating element	7"
Dimension of Center heating element	12", 9"
Dimension of Back Right heating element	6"
Dimension of Front Right heating element	9"

Technical Details

Watts	9,600 W
Circuit breaker	40 A
Volts	208-240 V
Frequency	60 Hz
Plug type	No plug
Power cord length	37"
Energy source	Electric

Dimensions & Weight

Overall appliance dimensions (HxWxD)	5/16" +4 1/8" x 37" x 21 1/4"
Required cutout size (HxWxD)	4 1/8" x 34 7/8" x 20"
Minimum distance from counter front	2 1/4"
Minimum distance from rear wall	2"
Net weight	53 lbs

Accessories—Optional



HEZ390210
8" AutoChef® pan



HEZ390220
9" AutoChef® pan



HEZ390230
10" AutoChef® pan



Accessories: To purchase Bosch accessories, cleaners & parts please visit www.bosch-home.com/us/store or call 1-800-944-2904 (Mon to Fri 5 am to 6 pm PST, Sat 6 am to 3 pm PST).

Notes: All height, width and depth dimensions are shown in inches. BSH reserves the absolute and unrestricted right to change product materials and specifications, at any time, without notice. Consult the product's installation instructions for final dimensional data and other details prior to making cutout.

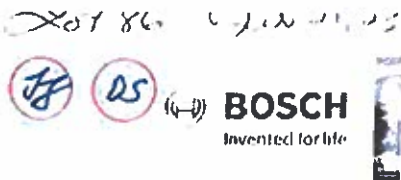
Warranties: Please see Use & Care manual or Bosch website for statement of limited warranty.

For more information on our entire line of products, go to www.bosch-home.com/us or call 1-800-944-2904

© BSH Home Appliances Corporation. All rights reserved. Bosch is a registered trademark of Robert Bosch GmbH.

36" Induction Cooktop

500 Series - Black NIT5660UC



NIT5660UC
Black

The 500 Series induction cooktop is sleek in design, and offers quick and even cooking results.

Features & Benefits

- Induction - faster than gas and electric cooktops. Precise cooking, easy cleaning and more efficient
- 12" dual-ring center cooking zone for large pots and pans
- 17 power levels for each cooking zone
- The smooth ceramic glass surface makes cooking and cleaning especially easy.
- SpeedBoost® - adds even more power to speed up the cooking process

Element Performance

Power of Front Left heating element	1,800 W
Power of Front Left heating element (in boost)	3,100 W
Power of Back Left heating element	1,800 W
Power of Back Left heating element (in boost)	3,100 W
Power of Center heating element	3,300 / 2,200 W
Power of Center heating element (in boost)	5,400 / 3,700 W
Power of Back Right heating element	1,400 W
Power of Back Right heating element (in boost)	2,200 W
Power of Front Right heating element	2,200 W
Power of Front Right heating element (in boost)	3,700 W
Burners with booster	All

Element Size

Dimension of Front Left heating element	7"
Dimension of Back Left heating element	7"
Dimension of Center heating element	12", 9"
Dimension of Back Right heating element	6"
Dimension of Front Right heating element	9"

Technical Details

Watts	9,600 W
Circuit breaker	40 A
Volts	208-240 V
Frequency	60 Hz
Plug type	No plug
Power cord length	37"
Energy source	Electric

Dimensions & Weight

Overall appliance dimensions (HxWxD)	5/16" +4 1/8" x 37" x 21 1/4"
Required cutout size (HxWxD)	4 1/8" x 34 7/8" x 20"
Minimum distance from counter front	2 1/4"
Minimum distance from rear wall	2"
Net weight	53 lbs

Accessories—Optional



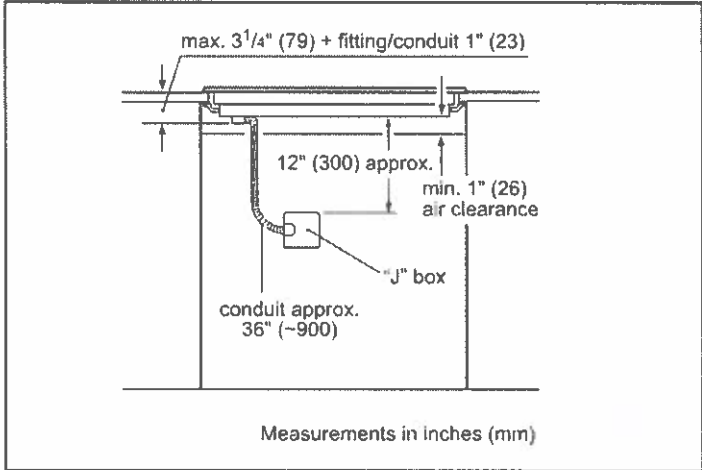
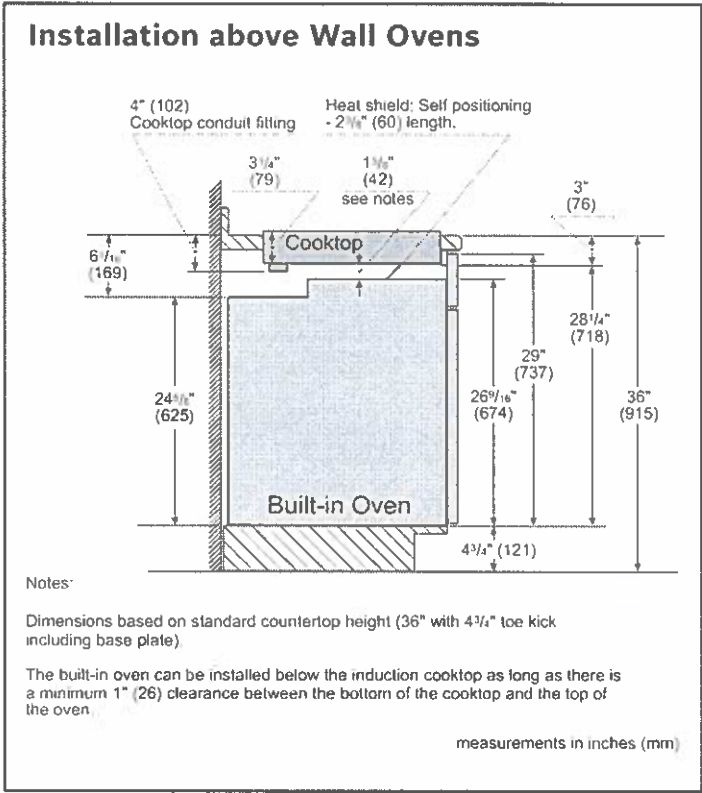
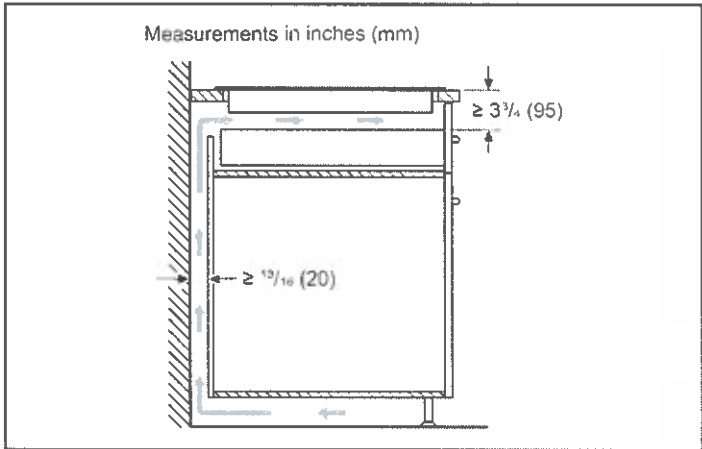
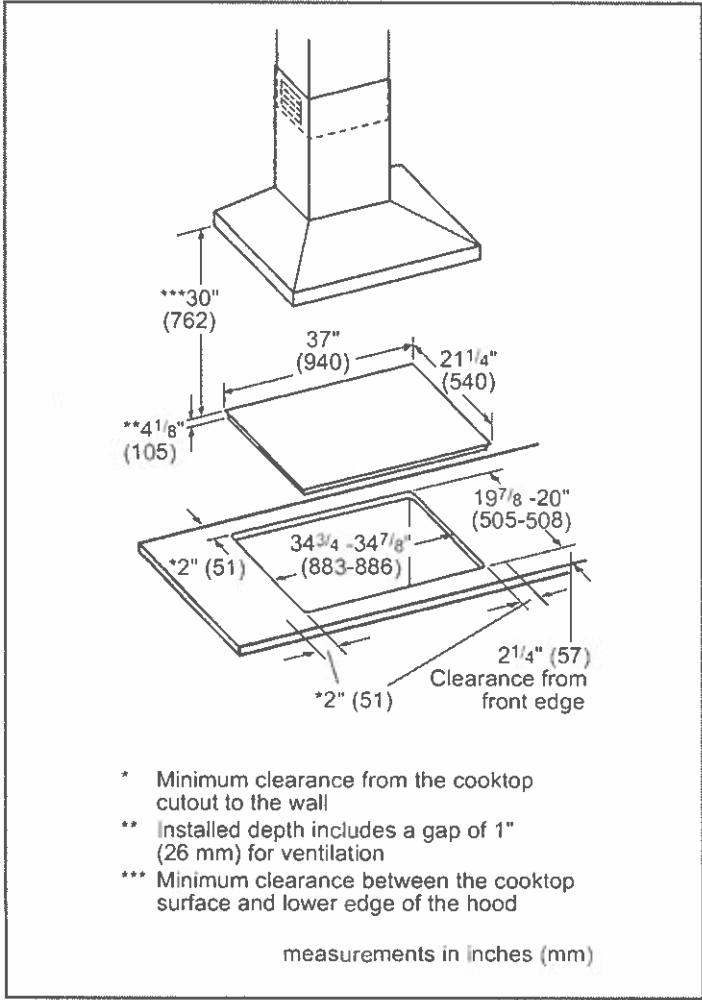
Accessories: In purchase Bosch accessories, cleaners & parts please visit www.bosch-home.com/us/store or call 1-800-944-7994 (Mon to Fri 9 am to 6 pm PST, Sat 9 am to 3 pm PST).
Notes: All height, width, and depth dimensions are shown in inches. Bosch reserves the absolute and unrestricted right to change product materials and specifications, at any time, without notice. Consult the product's installation instructions for final dimensional data and other details prior to making cutouts.
Warranties: Please see Use & Care manual or Bosch website for statement of limited warranty.
For more information on our entire line of products, go to www.bosch-home.com/us or call 1-800-944-7994.
© 2014 Home Appliances Corporation. All rights reserved. Bosch is a registered trademark of Robert Bosch GmbH.

36" Induction Cooktop

500 Series – Black NIT5660UC



Installation Details



Accessories: To purchase Bosch accessories, cleaners & parts please visit www.bosch-home.com/us/store or call 1-800-944-2904 (Mon to Fri 5 am to 6 pm PST, Sat 6 am to 3 pm PST).

Notes: All height, width and depth dimensions are shown in inches. BSH reserves the absolute and unrestricted right to change product materials and specifications, at any time, without notice. Consult the product's installation instructions for final dimensional data and other details prior to making cutout.

Warranties: Please see Use & Care manual or Bosch website for statement of limited warranty.

For more information on our entire line of products, go to www.bosch-home.com/us or call 1-800-944-2904

© BSH Home Appliances Corporation. All rights reserved. Bosch is a registered trademark of Robert Bosch GmbH.

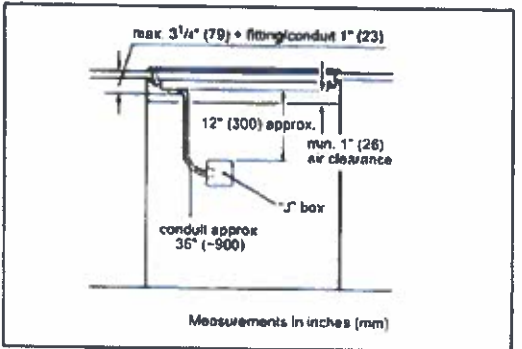
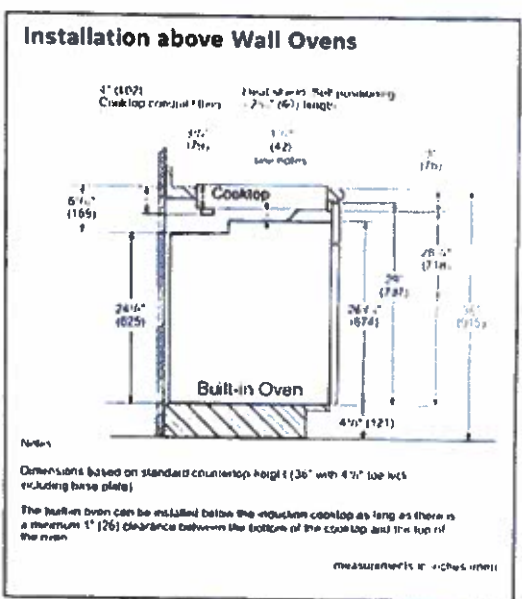
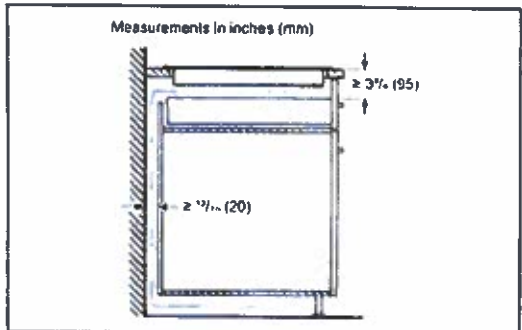
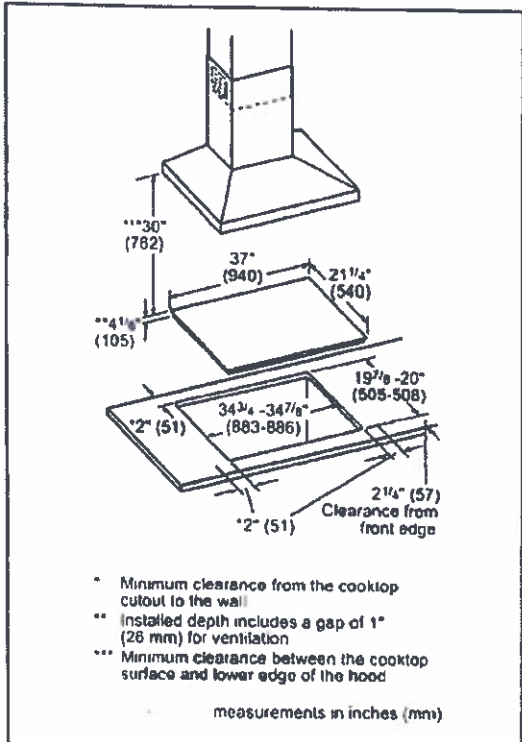
36" Induction Cooktop

500 Series - Black NIT5660UC

Not 86
JH DS



Installation Details



Accessories: To purchase Bosch accessories, cleaners & parts please visit www.bosch-home.com/us/store or call 1-800-944-2804 (Mon to Fri 9 am to 6 pm PST, Sat 9 am to 3 pm PST).
Notes: All height, width and depth dimensions are shown in inches. BSH reserves the absolute and unrestricted right to change product materials and specifications, at any time, without notice. Consult the product's installation instructions for final dimensional data and other details prior to making cutout.
Warranty: Please see Use & Care Manual or Bosch website for statement of limited warranty.
For more information on our entire line of products, go to www.bosch-home.com/us or call 1-800-944-2804.
© 2014 Bosch Appliances Corporation. All rights reserved. Bosch is a registered trademark of Robert Bosch GmbH.

24" Pocket Handle Dishwasher

800 Series – Stainless Steel SHPM98W75N

Lot 86 Feb 21, 23



BOSCH

Invented for life



SHPM98W75N
Stainless Steel

The MyWay™ easily fits larger & deeper items like cereal bowls, freeing up extra space for pots & pans in the bottom rack.

Features & Benefits

39 dBA: Quietest dishwasher brand in the US.

MyWay™ gives you the industry's largest 3rd rack loading capacity*.

Touch Control Technology allows for quick cycle programming.

EasyGlide™ rack provides a smooth glide for easier loading & unloading.

AquaStop® leak protection works 24/7 to prevent water damage.

General Properties

Number of wash cycles	6
Number of options	6
dBA	39
Third rack	MyWay™ Rack
Rack adjustability	Rackmatic®
Tub material	Stainless Steel
Control type	Touch Control
Concealed heating element	Yes
Leak protection system	24/7 AquaStop®
Water softener	No
Five-level wash	Yes
ChildLock	No
Special features	InfoLight®, Extra Dry Option

Efficiency

Water usage per cycle	2.9
Energy efficiency class	Tier 1
ENERGY STAR® qualified	Yes
Total annual energy consumption (kWh)	269
Total annual water consumption (g)	623.5

Capacity

Number of place settings	16
--------------------------	----

Technical Details

Watts (W)	1440 W
Current (A)	12 Amps
Volts (V)	120 V
Frequency (Hz)	60 Hz
Power cord length	N/A
Minimum water pressure (lb/sin)	14
Length outlet hose (in)	79"

Dimensions & Weight

Overall appliance dimensions (HxWxD) (in)	33 7/8" x 23 9/16" x 23 3/4"
Required cutout size (HxWxD) (in)	33 7/8" x 23 5/8" x 24"
Adjustable feet	Yes
Net weight (lbs)	105 lbs

Accessories—Optional

Drain Hose Extension Kit	SGZ1010UC
Dishwasher Accessory Kit	SMZ5000
Anti-Tarnish Silverware Cassette	SMZ5002UC
Powercord with Cold Plug	SMZPC002UC



For help and assistance with Bosch accessories please visit: www.bosch-eshop.com/eshop/bosch/us or call 1-800-944-2904 Mon-Fri 5am to 6pm PST Sat 6am to 3pm PST

Notes: All height, width and depth dimensions are shown in inches. BSH reserves the absolute and unrestricted right to change product materials and specifications, at any time, without notice. Consult the product's installation Instructions for final dimensional data and other details prior to making cutout. Applicable product warranty can be found in accompanying product literature or you may contact your account manager for further details.

Warranties: Bosch warrants that the Product is free from defects in materials and workmanship for a period of three hundred and sixty-five (365) days from the date of purchase. The foregoing timeline begins to run upon the date of purchase, and shall not be stalled, tolled, extended, or suspended, for any reason whatsoever. This Product is also warranted to be free from cosmetic defects in material and workmanship (such as scratches of stainless steel, paint/porcelain blemishes, chip, dents, or other damage) to the finish of the Product, for a period of thirty (30) days from the date of purchase or closing date for new construction. This cosmetic warranty excludes slight color variations due to inherent differences in painted and porcelain parts, as well as differences caused by kitchen lighting, product location, or other similar factors. This cosmetic warranty specifically excludes any display, floor, "As Is", or "B" stock appliances.

For more information on our entire line of products, go to www.bosch-home.com/us or call 1-800-944-2904

© BSH Home Appliances Corporation. All rights reserved. Bosch is a registered trademark of Robert Bosch GmbH.

24" Pocket Handle Dishwasher

800 Series – Stainless Steel SHPM98W75N



SHPM98W75N
Stainless Steel

The MyWay™ easily fits larger & deeper items like cereal bowls, freeing up extra space for pots & pans in the bottom rack.

Features & Benefits

39 dBA: Quietest dishwasher brand in the US.

MyWay™ gives you the industry's largest 3rd rack loading capacity*.

Touch Control Technology allows for quick cycle programming.

EasyGlide™ rack provides a smooth glide for easier loading & unloading.

AquaStop® leak protection works 24/7 to prevent water damage.

General Properties

Number of wash cycles	6
Number of options	6
dBA	39
Third rack	MyWay™ Rack
Rack adjustability	Rackmatic™
Tub material	Stainless Steel
Control type	Touch Control
Concealed heating element	Yes
Leak protection system	24/7 AquaStop®
Water softener	No
Five-level wash	Yes
ChildLock	No
Special features	InfoLight™, Extra Dry Option

Efficiency

Water usage per cycle	2.9
Energy efficiency class	Tier 1
ENERGY STAR® qualified	Yes
Total annual energy consumption (kWh)	269
Total annual water consumption (g)	623.5

Capacity

Number of place settings	16
--------------------------	----

Technical Details


Watts (W)	1440 W
Current (A)	12 Amps
Volts (V)	120 V
Frequency (Hz)	60 Hz
Power cord length	N/A
Minimum water pressure (lb/sin)	14
Length outlet hose (in)	79"

Dimensions & Weight

Overall appliance dimensions (HxWxD) (in)	33 7/8" x 23 9/16" x 23 3/4"
Required cutout size (HxWxD) (in)	33 7/8" x 23 5/8" x 24"
Adjustable feet	Yes
Net weight (lbs)	105 lbs

Accessories—Optional

Drain Hose Extension Kit	SGZ1010UC
Dishwasher Accessory Kit	SMZ5000
Anti-Tarnish Silverware Cassette	SMZ5002UC
Powercord with Cold Plug	SMZPC002UC



For help and assistance with Bosch accessories please visit: www.bosch-usa.com/enhance/bosch/us or call 1-800-844-2604. Mon-Fri 9am to 6pm PST Sat 9am to 3pm PST

Notes: All height, width and depth dimensions are shown in inches. BSH reserves the absolute and unrestricted right to change product materials and specifications, at any time, without notice. Consult the product's installation instructions for final dimensional data and other details prior to making cutout. Applicable product warranty can be found in accompanying product literature or you may contact your account manager for further details.

Warranty: Bosch warrants that the Product is free from defects in materials and workmanship for a period of three hundred and sixty-five (365) days from the date of purchase. The foregoing warranty begins to run upon the date of purchase and shall not be stated, sold, extended, or suspended for any reason whatsoever. It is further warranted in the time from purchase to date of purchase or closing date for new construction. This consumer warranty excludes slight color variations due to inherent differences in painting and porcelain parts, as well as differences caused by kitchen lighting, product location, or other similar factors. This consumer warranty specifically excludes any display, floor "As Is," or "D" stock appliances.

For more information on our entire line of products, go to www.bosch-home.com/us or call 1-800-844-2604.

© BSH Home Appliances Corporation. All rights reserved. Bosch is a registered trademark of Robert Bosch GmbH.

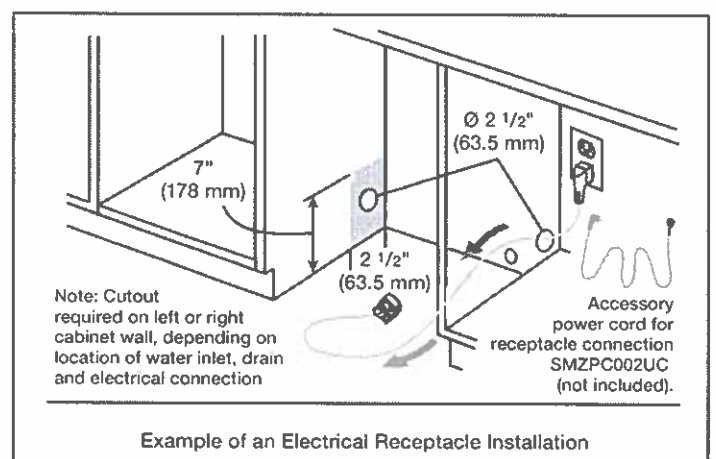
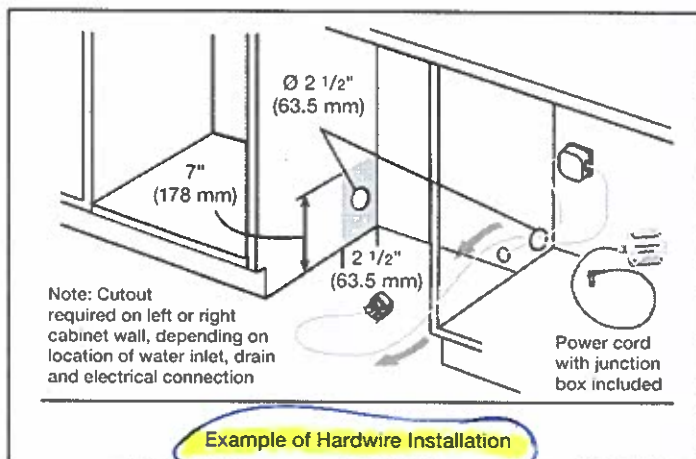
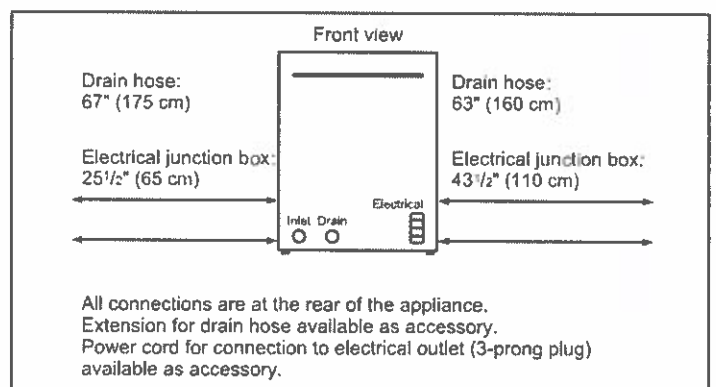
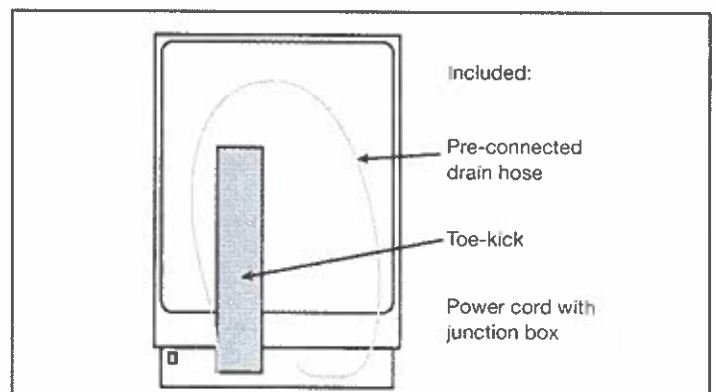
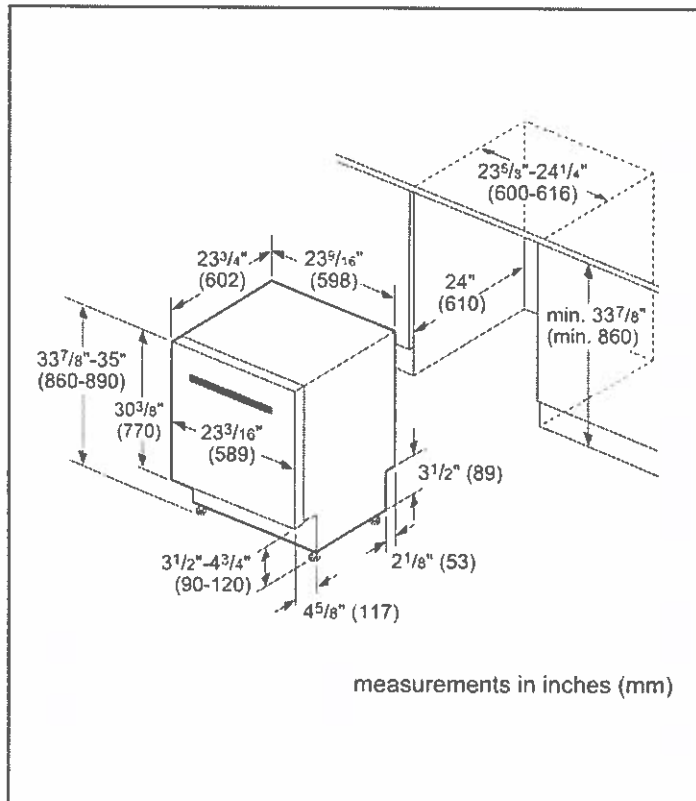
87116

24" Pocket Handle Dishwasher

800 Series – Stainless Steel SHPM98W75N

BOSCH
Invented for life

Installation Details



For help and assistance with Bosch accessories please visit: www.bosch-eshop.com/eshop/bosch/us or call 1-800-944-2904 Mon-Fri 5am to 6pm PST Sat 6am to 3pm PST

Notes: All height, width and depth dimensions are shown in inches. BSH reserves the absolute and unrestricted right to change product materials and specifications, at any time, without notice. Consult the product's installation instructions for final dimensional data and other details prior to making cutout. Applicable product warranty can be found in accompanying product literature or you may contact your account manager for further details.

Warranties: Bosch warrants that the Product is free from defects in materials and workmanship for a period of three hundred and sixty-five (365) days from the date of purchase. The foregoing timeline begins to run upon the date of purchase, and shall not be stalled, tolled, extended, or suspended, for any reason whatsoever. This Product is also warranted to be free from cosmetic defects in material and workmanship (such as scratches of stainless steel, paint/porcelain blemishes, chip, dents, or other damage) to the finish of the Product, for a period of thirty (30) days from the date of purchase or closing date for new construction. This cosmetic warranty excludes slight color variations due to inherent differences in painted and porcelain parts, as well as differences caused by kitchen lighting, product location, or other similar factors. This cosmetic warranty specifically excludes any display, floor, "As Is", or "B" stock appliances.

For more information on our entire line of products, go to www.bosch-home.com/us or call 1-800-944-2904

© BSH Home Appliances Corporation. All rights reserved. Bosch is a registered trademark of Robert Bosch GmbH.

267 86

24" Pocket Handle Dishwasher

800 Series – Stainless Steel SHPM98W75N



Installation Details

Note: Plumbing installations will vary – refer to local codes. Drain hose included is 79 (201 cm) and can be extended to a maximum of 155 3/4" (396 cm).

Always use the approved drain hose extension kit (SGZ1010UC).

Ensure a portion of the drain hose is raised between min. 20" (50 cm) and max. 43" (110 cm) above the cabinet floor.

For help and assistance with Bosch accessories please visit: www.bosch-eshop.com/eshop/bosch/us or call 1-800-944-2904 Mon-Fri 5am to 6pm PST Sat 6am to 3pm PST

Notes: All height, width and depth dimensions are shown in inches. BSH reserves the absolute and unrestricted right to change product materials and specifications, at any time, without notice. Consult the product's installation instructions for final dimensional data and other details prior to making cutout. Applicable product warranty can be found in accompanying product literature or you may contact your account manager for further details.

Warranties: Bosch warrants that the Product is free from defects in materials and workmanship for a period of three hundred and sixty-five (365) days from the date of purchase. The foregoing timeline begins to run upon the date of purchase, and shall not be stalled, tolled, extended, or suspended, for any reason whatsoever. This Product is also warranted to be free from cosmetic defects in material and workmanship (such as scratches of stainless steel, paint/porcelain blemishes, chip, dents, or other damage) to the finish of the Product, for a period of thirty (30) days from the date of purchase or closing date for new construction. This cosmetic warranty excludes slight color variations due to inherent differences in painted and porcelain parts, as well as differences caused by kitchen lighting, product location, or other similar factors. This cosmetic warranty specifically excludes any display, floor, "As Is", or "B" stock appliances.

For more information on our entire line of products, go to www.bosch-home.com/us or call 1-800-944-2904

© BSH Home Appliances Corporation. All rights reserved. Bosch is a registered trademark of Robert Bosch GmbH.