









NOTE:
FOR ARCHITECTURAL SUBDIVISION
CONTROL PURPOSE ONLY

THESE DRAWINGS ARE NOT TO BE SCALED.
ALL DIMENSIONS MUST BE VERIFIED BY CONTRACTOR PRIOR
TO COMMENCEMENT OF ANY WORK, ANY DISCREPANCIES
MUST BE REPORTED DIRECTLY TO RN DESIGN LTD.
REVISED: DECEMBER 17, 2007 - RN STAFF IN ACCORDANCE TO O.B.C. 2006

LEGEND / PLANS

- | | | | |
|---|-----------------------------|---|--|
|  | SMOKE ALARM | D.J. | DOUBLE JOIST |
|  | CARBON MONOXIDE
DETECTOR | P.T. | PRESSURE
TREATED LUMBER |
|  | WATERPROOF
DUPLEX OUTLET | G.T. | GROUND TRUSS |
|  | VENTS AND INTAKES | A.F.F. | ABOVE FINISHED
FLOOR |
|  | HOSE BIB | <input checked="" type="checkbox"/> | SOLID BEARING
(TO BE SHOWN WITH AS
SUPPORTED MEMBER) |
|  | EXHAUST FAN | <input checked="" type="checkbox"/> | POINT LOAD |
|  | FLOOR DRAIN | <input checked="" type="checkbox"/> | FLAT ARCH |
| | |  | 2 STORY WALL |

LEGEND / ELEVATIONS

- | | |
|--------------------|-----------------------------------|
| ● COLD CELLAR VENT | EXT. LIGHT FIXTURE (WALL MOUNTED) |
| ■ STOVE VENT | U/S UNDER SIDE |
| ⊗ FIRE PLACE VENT | FG FIXED GLAZING |
| ■ DRYER VENT | GB GLASS BLOCK |
| Ⓜ HYDRO METER | BG BLACK GLASS |
| Ⓜ GAS METER | |

I, _____, DECLARE THAT I HAVE REVIEWED AND TAKE DESIGN RESPONSIBILITY FOR THE DESIGN WORK ON BEHALF OF RM DESIGN LIMITED UNDER DIVISION C, PART 3, SUBSECTION 3.2.4. OF THE BUILDING CODE. I AM QUALIFIED, AND THE FIRM IS REGISTERED IN THE APPROPRIATE CLASSES/CATEGORIES.

QUALIFIED DESIGNER BCIN

FIRM BCI

DATE _____

SIGNATURE

[illegible]

It is the builder's complete responsibility to ensure that all plans submitted for approval fully comply with the Architectural Guidelines and all applicable regulations and requirements including zoning provisions and any provisions in the subdivision agreement. The Control Architect is not responsible in any way for examining or approving site (lotting) plans or working drawings with respect to any zoning or building code or permit matter or that any house can be properly built or located on its lot.

This is to certify that these plans comply with the applicable Architectural Design Guidelines approved by the Township of KING.

ARCHITECTURAL REVIEW & APPROVAL

~~JAN 26 2012~~

John G. Williams Limited, Architects

MODEL

STREETSCAPES

CLIENT

ZANCOR HOMES
KING CITY
KING CITY, ONTARIO

SCALE
N.T.S.

PROJECT NUMBER

09011

PAGE

SS1



RN design
Imagine • Inspire • Create
TEL: (905) 738-3177
FAX: (905) 738-5449
DWG@RNDESIGN.CO