












LOT 74 (LILLY VALLEY CRESCENT	
MODEL:	
COLOUR PACKAGE:	
PRELIMINARY:	000-00-00
FINAL:	
DROP GARAGE SOFFIT:	
OTHER:	

A black and white line drawing of a three-story brick building. The building features a gabled roof with a small dormer window in the center. The ground floor has a large bay window on the left side, a small balcony with a railing in the center, and a single window on the right. The second floor has three windows, and the third floor has three windows. A chimney is visible on the right side of the roof. The drawing is done in a simple, illustrative style with cross-hatching for shading.

LOT 72 (LILLY VALLEY CRESCENT)	
MODEL:	
COLOUR PACKAGE:	
PRELIMINARY:	000-00-00
FINAL:	
DROP GARAGE SOFFIT:	
OTHER:	

NOTE:  
FOR ARCHITECTURAL SUBDIVISION  
CONTROL PURPOSE ONLY

### LEGEND / PLANS

	SMOKE ALARM	D.J.	DOUBLE JOIST
	CARBON MONOXIDE DETECTOR	P.T.	PRESSURE TREATED LUMBER
	WATERPROOF DUPLEX OUTLET	G.T.	GIRDER TRUSS
	VENTS AND INTAKES	A.F.F.	ABOVE FINISHED FLOOR
	HOSE BIB		SOLID BEARING (TO BE SAME WITH AS SUPPORTED MEMBER)
	EXHAUST FAN		POINT LOAD
	FLOOR DRAIN		FLAT ARCH
			2 STORY WALL

### LEGEND / ELEVATIONS

● COLD CELLAR VENT	🔦 EXT. LIGHT FIXTURE (WALL MOUNTED)
☒ STOVE VENT	UIS UNDER SIDE
☒ FIRE PLACE VENT	FG FIXED GLAZING
④ DRYER VENT	GB GLASS BLOCK
④ HYDRO METER	BG BLACK GLASS
④ GAS METER	

I DECLARE THAT I HAVE REVIEWED AND TAKE DESIGN RESPONSIBILITY FOR  
THE DESIGN WORKS OF THE DESIGN LIMITED UNDER DIVISION C, PART 2,  
SUBSECTION 12.4. OF THE BUILDING CODE, I AM QUALIFIED, AND THE I-PAHS IS REGISTERED,  
IN THE APPROPRIATE CLASSIFICATION CATEGORIES.

QUALIFIED DESIGNER GCIN \_\_\_\_\_

FIRM GCIN \_\_\_\_\_

DATE \_\_\_\_\_ SIGNATURE \_\_\_\_\_

[illegible]

It is the builder's complete responsibility to ensure that all plans submitted for approval fully comply with the Architectural Guidelines and all applicable regulations and requirements including zoning provisions and any provisions in the subdivision agreement. The Control Architect is not responsible in any way for examining or approving site (lotting) plans or working drawings with respect to any zoning or building code or permit matter or that any house can be properly built or located on its lot.

This is to certify that these plans comply with the applicable Architectural Design Guidelines approved by the Township of KING.

ARCHITECTURAL REVIEW & APPROVAL  
NOV 22 2011  
John G. Williams Limited, Architect

MODEL	STREETSCAPES
CLIENT	ZANCOR HOMES KING CITY KING CITY, ONTARIO



**RN design**  
*Imagine • Inspira • Create*

TEL (905) 738-3177  
FAX (905) 738-5449  
DOWNS@RNDESIGN.COM

SCALE
N.T.S.
PROJECT NUMBER
09011
PAGE
SS1