

**THESE DRAWINGS ARE NOT TO BE SCALED.**  
ALL DIMENSIONS MUST BE VERIFIED BY CONTRACTOR PRIOR  
TO COMMENCEMENT OF ANY WORK. ANY DISCREPANCIES  
MUST BE REPORTED DIRECTLY TO RN DESIGN LTD.  
REVISED: DECEMBER 17, 2007 - RN STAFF IN ACCORDANCE TO O.B.C. 2000










LOT 127 (WYCOMBE STREET)	
MODEL: BELLA- EL. C 40-03 STD.	
COLOUR PACKAGE:	
PRELIMINARY:	MAY 07/12
FINAL:	JUNE 6/12
DROP GARAGE SOFFIT:	
OTHER:	

NOTE:  
FOR ARCHITECTURAL SUBDIVISION  
CONTROL PURPOSE ONLY

### LEGEND / PLANS

- |                          |   |
|--------------------------|---|
| SMOKE ALARM              | D.J. DOUBLE JOIST                                 |
| CARBON MONOXIDE DETECTOR | P.T. PRESSURE TREATING                            |
| WATERPROOF DOWNPIPE      | G.T. GROUND TRUSS                                 |
| VENTS AND INTAKES        | A.F.F. ABOVE FINISH                               |
| HOSE BIB                 | SOLID BEARING (TO BE SEAL W/RT AS SUPPORT MEMBER) |
| EXHAUST FAN              | POINT LOAD  |
| FLOOR DRAIN              | FLAT ARCH   |
|                          | 2 STORY WALL                                      |
- ### LEGEND / ELEVATIONS
- |                  |                                   |
|------------------|-----------------------------------|
| COLD CELLAR VENT | EXT. LIGHT FIXTURE (WALL MOUNTED) |
| STOVE VENT       | UG UNDER SIDE                     |
| FIRE PLACE VENT  | FG FIXED GLAZING                  |
| DRIVER VENT      | GB GLASS BLOCK                    |
| HYDRO METER      | BD BLACK GLASS                    |
| GAS METER        |                                   |

### LEGEND / ELEVATIONS

- |   |  |
|---|--|
|  COLD CELLAR VENT (60) |  EXT. LIGHT FIXTURE<br>(WALL MOUNTED) |
|  STOVE VENT            | US UNDER SLIDE   |
|  FIRE PLACE VENT       | FG FIXED GLAZING   |
|  DRYER VENT            | GB GLASS BLOCK   |
|  HYDRO METER           | BG BLACK GLASS   |
|  GAS METER             |  |

I, \_\_\_\_\_, DECLARE THAT I HAVE REVIEWED AND TAKE DESIGN RESPONSIBILITY FOR THE DESIGN WORK ON BEHALF OF RIN DESIGN LIMITED UNDER DIVISION C, PART 2, SUBSECTION 2.4. OF THE BUILDING CODE, TAX QUALIFIED, AND THE FIRM IS REGISTERED, IN THE APPROPRIATE CLASSES/CATEGORIES.

**QUALIFIED DESIGNER BCIN**

FIRM BCIN

DATE \_\_\_\_\_ SIGNATURE \_\_\_\_\_

[illegible]

For W 127
-----------

It is the builder's complete responsibility to ensure that all plans submitted for approval fully comply with the Architectural Guidelines and all applicable regulations and requirements including zoning provisions and any provisions in the subdivision agreement. The Control Architect is not responsible in any way for examining or approving site (lotting) plans or working drawings with respect to any zoning or building code or permit matter or that any house can be properly built or located on its lot.

This is to certify that these plans comply with the applicable Architectural Design Guidelines approved by the Town of WHITBY.

ARCHITECTURAL REVIEW &amp; APPROVAL

JUN 06 2012

John G. Williams Limited, Architect

MODEL

STREETSCAPES

CLIENT **ZANCOR HOMES**  
**OLDE WINCHESTER PH7**  
**BROOKLIN, ONTARIO**



**AN design**  
Imagine • Inspire • Create  
TEL: (805) 738-3177  
FAX: (805) 738-5449  
DWG@RNDDESIGN.COM

**SCALE**  
**N.T.S.**

PROJECT NUMBER  
09014

PAGE

SS1