

THESE DRAWINGS ARE NOT TO BE SCALED.  
ALL DIMENSIONS MUST BE VERIFIED BY CONTRACTOR PRIOR  
TO COMMENCEMENT OF ANY WORK. ANY DISCREPANCIES  
MUST BE REPORTED DIRECTLY TO RN DESIGN LTD.  
REVISED, DECEMBER 17, 2007 - RN STAFF IN ACCORDANCE TO O.B.C. 2000



LOT 4 (WYCOMB STREET)	
MODEL: LORENA - EL. A 43-10, REV.	
COLOUR PACKAGE:	
PRELIMINARY:	SEP 29/11
FINAL:	OCT 31/11
DROP GARAGE SOFFIT:	
OTHER:	



LOT 3 (WYCOMB STREET)	
MODEL: VICTORIA - EL. B 40-6, STD.	
COLOUR PACKAGE:	
PRELIMINARY:	SEP 27/11
FINAL:	OCT 31/11
DROP GARAGE SOFFIT:	
OTHER:	



LOT 2 (WYCOMB STREET)	
MODEL: VICTORIA - ELEV. 'A' 40-6, REV.	
COLOUR PACKAGE:	
PRELIMINARY:	FEB. 02, 2012
FINAL:	MAY. 23, 2012
DROP GARAGE SOFFIT:	
OTHER:	



LOT 2 (WYCOMB STREET) REAR	
MODEL: VICTORIA - ELEV. 'A' 40-6, REV.	
COLOUR PACKAGE:	
PRELIMINARY:	FEB. 02, 2012
FINAL:	MAY. 23, 2012
DROP GARAGE SOFFIT:	
OTHER:	


















LOT 3 (WYCOMB STREET) REAR	
MODEL: VICTORIA - EL. B 40-6, STD.	
COLOUR PACKAGE:	
PRELIMINARY:	SEP 27/11
FINAL:	OCT 31/11
DROP GARAGE SOFFIT:	
OTHER:	














LOT 4 (WYCOMB STREET) REAR	
MODEL: LORENA - EL. A 43-10, REV.	
COLOUR PACKAGE:	
PRELIMINARY:	SEP 29/11
FINAL:	OCT 31/11
DROP GARAGE SOFFIT:	
OTHER:	

NOTE:  
FOR ARCHITECTURAL SUBDIVISION  
CONTROL PURPOSE ONLY

## LEGEND / PLANS

	SMOKE ALARM		DOUBLE JOIST
	CARBON MONOXIDE DETECTOR		P.T. PRESSURE TREATED LUMBER
	WATERPROOF DIFF. OUTLET		G.T. GRIP TRUSS
	VENTS AND INTAKES		AFLX. ABOVE FINISHED
	HOSE BIB		SOLID BEARING (TO BE SAME WIDTH AS SUPPORTED MEMBER)
	EXHAUST FAN		POINT LOAD
	FLOOR DRAIN		FLAT ARCH
			2 STORY WALL

## LEGEND / ELEVATIONS

	COLD COLD VENT		EXT. LIGHT FIXTURE (WALL MOUNTED)
	STOVE VENT		US UNDER SLIDE
	FIRE PLACE VENT		FG FIXED GLASS
	DRYER VENT		GB GLASS BLOCK
	HYDRO METER		RG GLASS GLASS
	GAS METER		

I, \_\_\_\_\_, DECLARE THAT I HAVE REVIEWED AND TAKE DESIGN RESPONSIBILITY FOR THE DESIGN WORK ON BEHALF OF THE DESIGN FIRM LISTED UNDER DIVISION 3, PART 3, SUBSECTION 3.2.4. OF THE BIDDING CODE. I AM QUALIFIED, AND THE FIRM IS REGISTERED, IN THE APPROPRIATE CLASSIFICATION CODE.

QUALIFIED DESIGNER BCIN \_\_\_\_\_  
 FIRM BCIN \_\_\_\_\_

DATE \_\_\_\_\_ SIGNATURE \_\_\_\_\_

[illegible]

For w 2

It is the builder's complete responsibility to ensure that all plans submitted for approval fully comply with the Architectural Guidelines and all applicable regulations and requirements including zoning provisions and any provisions in the subdivision agreement. The Control Architect is not responsible in any way for examining or approving site (lotting) plans or working drawings with respect to any zoning or building code or permit matter or that any house can be properly built or located on its lot.

This is to certify that these plans comply with the applicable Architectural Design Guidelines approved by the Town of WHITBY.

**ARCHITECTURAL REVIEW & APPROVAL**

MAY 23 2012

John G. Williams Limited, Architect

MODEL. STREETS CAPES

CLIENT **ZANCOR HOMES**  
**OLDE WINCHESTER PH7**  
**BROOKLIN, ONTARIO**



SCALE	N.T.S.
PROJECT NUMBER	09014
PAGE	SS1