

- PE With Agreement**
- TEN THOUSAND DOLLARS (\$10,000) OF UPGRADES TO BE CHOSEN FROM BUILDERS SAMPLES AT TIME OF COLOUR SELECTION
 - KOHLER PLUMBING FIXTURES THROUGHOUT
 - ENERGY STAR QUALIFIED HOMES
 - NO HIDDEN CLOSING COSTS
 - NATURAL FINISH OAK STAIRS FROM MAIN TO SECOND FLOOR
 - ENERGY STAR GAS FIREPLACE
 - HARDWOOD THROUGHOUT- (2/14 in X ¾ in NATURAL OAK PRE-FINISHED EXCEPT TILED AREAS AND BEDROOMS)
 - SPA RAIN SHOWERHEAD AND HANDHELD ON SHOWER SLIDE BAR, FRAMELESS GLASS SHOWER ENCLOSURE AND INDULGENT MARBLE COUNTERTOPS IN MASTER ENSUITE
 - PURCHASER IS AWARE THAT THEY ARE NOT ENTITLED TO ANY FURTHER PROMOTIONS BY THE BUILDER.


Colours

ID	Group	Description	Invoice	Date Ordered	
2900	40 FOOT BONUS	8 foot slider in leu of garden door in Breakfast area ✓	424		
2901 ✓	STRUCTURALS	1 extra operable window in family room	424		
2902 ✓	STRUCTURALS	1 extra operable window in Master Bedroom	424		
2903 ✓	STRUCTURALS	ELECTRICAL - standard kitchen light to be centered over island	424		
2904 ✓	STRUCTURALS	smooth ceilings throughout *price adjusted due to waffle ceiling in family room	424		
2905 ✓	STRUCTURALS	ELECTRICAL - 200 amp hydro service	424		
2906 ✓	STRUCTURALS	ELECTRICAL - outlet above fireplace for future tv	424		
2907 ✓	STRUCTURALS	move door from garage into home to rear of garage if grade permits	424		
2909 ✓	STRUCTURALS	optional 2nd floor plan with 3rd bathroom	424		
2912 ✓	STRUCTURALS	CABINETS - 60 cm deep uppers above fridge in kitchen with gable (standard cabinets)	424		
2917 ✓	STRUCTURALS	delete all towel bars, soap trays, and toilet roll holders throughout	424		
2918 ✓	STRUCTURALS	delete mirrors in all bathrooms	424		
2919 ✓	STRUCTURALS	delete bulkhead in kitchen *if possible	424		
2921 ✓	STRUCTURALS	CABINETS - upper angle corner cabinet in kitchen *standard cabinets	424		
2922 ✓	STRUCTURALS	ELECTRICAL - master bedroom standard outlet to be as per attached drawing	424		
2923 ✓	STRUCTURALS	waffle ceiling in family room	424		
2924 ✓	STRUCTURALS	ELECTRICAL - 2 additional outlets in garage	424		
2925 ✓	STRUCTURALS	cold cellar	424		
2926 ✓	STRUCTURALS	2 inch PVC pipe from basement to attic	424		
2927 ✓	STRUCTURALS	ELECTRICAL - 4 pot lights in breakfast area on same switch as standard light in breakfast area	424		
2928 ✓	STRUCTURALS	ELECTRICAL - 3 pot lights on own switch in kitchen	424		
2929 ✓	STRUCTURALS	ELECTRICAL - 9 pot lights in family room *the 3 closest to fireplace wall to be on seperate switch *delete standard light	424		
2930 ✓	STRUCTURALS	ELECTRICAL - 1 pot light on 3 way switch	424		
2931 ✓	STRUCTURALS	ELECTRICAL - 6 pot lights in living room *4 on own switch *2 in hall like area to be on same 3 way switch as item #2930	424		
2932 ✓	STRUCTURALS	BASEMENT WINDOWS - enlarge 2 rear basement windows to 30x24	424		

3233 ✓	STRUCTURALS	HVAC - 8 inch exhaust for stove in kitchen	424		
3234 /	STRUCTURALS	LESS BUILDER BONUS AS PER SCHEDULE E	424		
5260 ✓	COLOURS	Kitchen: 1st Upgrade Kitchen	711		
5261 ✓	COLOURS	Kitchen: Upper Corner Diagonal	711		
		* Difference from STD to UP1			
5262 ✓	COLOURS	Kitchen: French Door and Finished Interior	711		
5263 ✓	COLOURS	Kitchen: Fridge Enclosure and Gable	711		
		*Difference between STD and UP1			
5264 ✓	COLOURS	Kitchen: New fridge location and new stove location	711		
5265 ✓	COLOURS	Kitchen: 36 inch stove opening	711		
5271 ✓	COLOURS	Kitchen: Pot and pan drawer	711		
5272 ✓	COLOURS	Kitchen: Base corner folding door	711		
5273 ✓	COLOURS	Kitchen: 2 door pantry	711		
5274 ✓	COLOURS	Kitchen: 8 inch hood fan credit	711		
5275 ✓	COLOURS	Clarification: All STD potlights to be CFL bulbs	711		
5276 ✓	COLOURS	Hardware: All cabinets throughout house upgraded (VANITY & KITCHEN)	711		
5277 ✓	COLOURS	Kitchen: Microwave shelf			
		*Build according to microwave specs			
		*Move STD plug to this location			
5278 ✓	COLOURS	Kitchen: Chimney style fan	711		
5279 ✓	COLOURS	Kitchen: Electrical: 15 amp to be installed in lieu of 40 amp	711		
		*Gas line to be installed after closing by purchaser			
5280 ✓	COLOURS	Hardwood: Den, Living Room, Dining Room, Family Room, Upper Hall: UP1 Wickham 3 1/4 inch Oak-Gunstock	711		
5281 ✓	COLOURS	All bedrooms: Upgrade 1 under pad (1/2 inch underpad)	711		
5282 ✓	COLOURS	Kitchen and foyer: Upgrade 4 tile: Bermiini Beige 24 x 24	711		
5283 ✓	COLOURS	Main to 2nd: Stain to match Gunstock	711		
5284 ✓	COLOURS	Master Ensuite: Shower: Upgrade 1 tile installed in brick pattern			
		*Brick pattern price included in price			
5285 ✓	COLOURS	Master Ensuite: Up 1 cabinet Metro maple chocolate	711		
5286 ✓	COLOURS	Master Ensuite: Floor, tub deck face and wall: Upgrade 5 tile with brick installation	711		

5288	COLOURS	✓	All Washrooms: DO not install mirrors or bathroom accessories	711		
5288	COLOURS	✓	All Washrooms: DO not install mirrors or bathroom accessories	711		
5289	COLOURS	✓	Family Room: Fireplace: 4 piece marble surround	711		
5291	COLOURS	✓	Trim: UP1 throughout entire home	711		
5292	COLOURS	✓	Master Ensuite: Upgrade tub to K-1125 Archer 72 inches	711		
5293	COLOURS	✓	Master Ensuite: Upgrade sinks to K- 2355 (x 2)	711		
5294	COLOURS	✓	Main Bath: Upgrade to 1 bank of drawers. Installed on side closest to Bedroom 3	711		
5760	COLOURS	✓	Master Ensuite: Shower: Mapei Aqua Defense Membrane **On top of drypack and approx. 2 feet up walls	711		
5761	COLOURS	✓	Kitchen: Purchaser will install own waterline after closing	711		
5762	COLOURS	✓	Main & Ensuite 2 Bath: ONLY install soap dish	711		
		✓	(REMOVED)			
			(REMOVED)	764		
5765			Main to 2nd floor: Upgrade 3 railings:	764		
			Alpa # 12 Handrail; wrought iron 1/2 inch square edge posts, single collar and single birdsnest pickets. Alternating, flat black . 3 1/2 square post with chamfered			
5856	COLOURS		Master ensuite Spa package includes KOHLER CAXTON 2210 undermount sink	711		

ZANCOR HOMES COLOUR CHART

CABINETRY			HARDWARE		ZANCOR APPLIANCE PACKAGE				
Kitchen	UP1 Cara Maple Espresso ✓		HR 409		Appliance Package		No		
Servery	N/A		N/A		Gas Line to Stove		NO	Waterline	NO
Island	UP1 Cara Maple Espresso ✓		HR 409		PLUMBING		STANDARD		NOTES
Master Ensuite	Up 1 Metro Maple Chocolate ✓		HR 510		Kitchen		STD		N/A
Main/Twin	STD Artic Thermal White ✓		HR 510		Powder Room		STD		N/A
2nd Ensuite	STD Artic Thermal White ✓		HR 510		Master Ensuite		N/A		N/A
3rd Ensuite	N/A		N/A		Main/Twin		STD		N/A
Laundry	STD		STD		2nd Ensuite		STD		N/A
Basement Bath	N/A		N/A		3rd Ensuite		N/A		N/A
Other	N/A		N/A		Other		N/a		N/A
COUNTERTOPS			EDGE		MIRRORS & ACCESSORIES				
Kitchen	7264-58 Limestone ✓		N/A		Mirrors		NO		
Servery	N/A		N/A		Bathroom Accessories		NO		
Island	7264-58 Limestone ✓		N/A		TRIM				
Master Ensuite	Crema Nuova ✓		D PR		Casing/Baseboards		UP1 Trim ✓		
Main/Twin	3450-58 Mineral Jet ✓		N/A		Interior Doors		STD		
2nd Ensuite	3450-58 Mineral Jet ✓		N/A		Interior Door Hardware		STD		
3rd Ensuite	N/A		N/A		Exterior Door Hardware		STD		
Laundry	STD		STD		PLASTER MOULDING				
Basement Bath	N/A		N/A		Crown Moulding		NO		
FLOOR & WALL TILES			WALL TILE INSERT	THRESHOLDS	Location		NO		
Kitchen Floor	UP4 Bernini Beige 24 x 24 ✓		N/A	Wood	HARDWOOD/CARPET				
Breakfast Floor	UP4 Bernini Beige 24 x 24 ✓		N/A	Wood	Living Room		UP1 Wickham 3 1/4" Oak-Gunstock ✓		
Kitchen Bk.Splash	N/A		N/A	N/A	Dining Room		UP1 Wickham 3 1/4" Oak-Gunstock ✓		
Main Foyer	UP4 Bernini Beige 24 x 24 ✓		N/A	Wood	Family/Great Room		UP1 Wickham 3 1/4" Oak-Gunstock ✓		
Main Hall	UP4 Bernini Beige 24 x 24 ✓		N/A	Wood	Den/Study		UP1 Wickham 3 1/4" Oak-Gunstock ✓		
Powder Room	13 x 13 Greco Ivory ✓		N/A	Wood	Kitchen *(Waiver)		Tile		
Laundry	13x13 Reflection Espresso(dk.brown) ✓		N/A	Wood	Main Foyer *(Waiver)		Tile		
Mstr Ensuite Floor	12 x 24 Stone Rain Taupe (matt) ✓		N/A	Wood	Main Hall		Tile		
Mstr Ensuite Shower	3 x 6 White Glossy ✓		N/A	PERLATO	Upper Hall		UP1 Wickham 3 1/4" Oak-Gunstock ✓		
Mstr Ensuite Tub Wall	12 x 24 Stone Rain Taupe (matt) ✓		N/A	PERLATO	Master Bedroom		Performa III 6383 Light Cashemire ✓		
Mstr Ensuite Tub Deck	12 x 24 Stone Rain Taupe (matt) ✓		N/A	PERLATO	Bedroom 2		Performa III 6383 Light Cashemire ✓		
Master Shower Floor	2 x 2 White ✓		N/A	PERLATO	Bedroom 3		Performa III 6383 Light Cashemire ✓		
Main Bath/Twin Floor	13 x 13 Greco Ivory		N/A	Wood	Bedroom 4		Performa III 6383 Light Cashemire ✓		
Main Bath/Twin Wall	8 x 10 Reflection White		N/A	Wood	Carpet Underpad		UP1 (1/2" Underpad)		
Main Bath/Twin Shower	8 x 10 Reflection White		N/A	Wood	Basement Foyer		N/A		
2nd Ensuite Floor	13 x 13 Corte Millia Grey		N/A	Wood	Other		N/A		
2nd Ensuite Wall	8 x 10 Splendour White		N/A	Wood	STAIRS, RAILING & PICKETS				
2nd Ensuite Shower	8 x 10 Splendour White		N/A	Wood	Main Flr. to 2nd Flr. Stair Finish/Stain:		Stain to match Gunstock ✓		
Basement Foyer	N/A		N/A	N/A	Main Flr. to 2nd Flr. Railing Details:		N/A		
Other	N/A		N/A	N/A	Upgrade 3 railings: SEE PES				
FIREPLACE									
Location	Family Room		Mantle	NF 23 ✓					
Insert & 4 PC Surround	STD & Perlato Royale ✓		Hearth	NO	Main to Basement Railing Details: STD				
PAINT									
Kitchen/Breakfast	48 Cameo White			White Paint Req'd					
Living Room	48 Cameo White			NO					
Dining Room	48 Cameo White			Where to Paint					
Family/Great room	48 Cameo White			NO					
Den/Study	48 Cameo White			NOTES					
Main/Upper Hall	48 Cameo White								
Master Bedroom	48 Cameo White								
Bedroom 2	48 Cameo White								
Bedroom 3	48 Cameo White								
Bedroom 4	48 Cameo White								
Ensuite	48 Cameo White								
Main/Twin	48 Cameo White								
2nd Ensuite	48 Cameo White								
3rd Ensuite	48 Cameo White								
Laundry	48 Cameo White								
Powder Room	48 Cameo White								
SITE: Annex				LOT: 5A					
PURCHASER(S): Parker									
HOME #:									
CELL #:									
EMAIL: 43-7									
MODEL:				ELEV: A					
WOB/LOB:									
									
* ITS THE RESPONSIBILITY OF ALL TRADES TO INFORM THE BUILDER OF ANY DESCREANCIES ON SKETCHES, PES AND/OR COLOUR CHART									



Oakdale Kitchens Inc.

92 Oakdale Road, Downsview, Ontario M3N 1V9
Tel: (416) 741-1122 Fax: (416) 741-3996

QUOTATION

DATE:

JOB NO.

MAY 6/13

TO: ZANCOR HOMES

SHIP TO: 416 797 1047

CON, M. PARKER @ GMAIL.COM

LOT 5A

TYPE OF CABINETS:

FINISH OF CABINETS:

HARDWARE:

COUNTERTOP:

INSTALLATION:

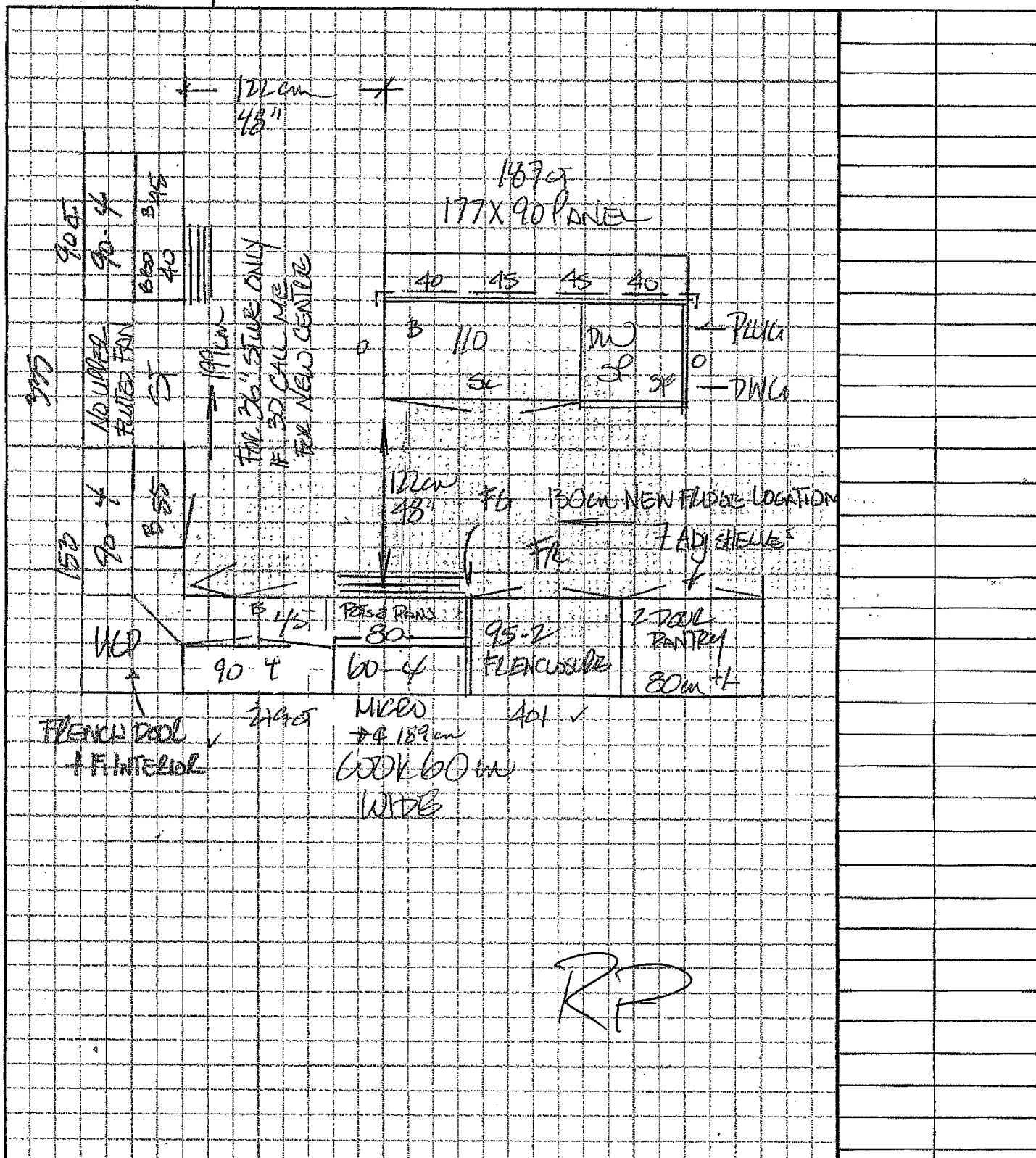
☐ WITH

☐ WITHOUT

HOUSE TYPE:

REMARKS:

43-07



All prices subject to confirmation from head office.
Goods delivered shall be checked and inspected on
delivery. We shall not be responsible for any claims or
complaints after this inspection.

All agreements are contingent upon strikes, accidents, and
delays beyond our control.

Please provide our installer with template for sinkholes or
\$100.00 will be charged for callback.

ACCEPTED DATE:

TERMS:

TOTAL \$

LAYOUT THOROUGHLY EXPLAINED AND FULLY UNDERSTOOD

CUSTOMER SIGNATURE

SALESMAN'S SIGNATURE



ACKNOWLEDGEMENT OF RECEIPT FOR GRANITE AND MARBLE INFORMATION

Purchaser acknowledges receipt, understanding and acceptance of the following information as provided by the Vendor for Granite and Marble finishes.

- **GRANITE IS A 100% NATURAL PRODUCT** – Every stone has its own unique qualities and characteristics. These range from natural pitting to areas of crystal deposits embedded within the stone as well as the stone's unique motion and patterns. Being a natural product that is quarried right from the earth, it also possesses excellent wear, resistance and heat exposure qualities.
- **STONE HAS THE ABILITY TO REFLECT LIGHT DIFFERENTLY** – The same stone may appear to be different when viewed in various lighting conditions and different angles. The stone may also vary in colour or wave motion from one side to another depending on the concentration of minerals and crystals embedded within that stone. Thus, it is not always possible to book match the pieces of stone across joint or corner areas.
- **EDGE FINISHES ARE NOT ALWAYS EQUIVALENT TO THE TOP FINISH** – The difference is often due to the stone's physical properties, colour and with the finished edge bias being different than that of the top surface. The finish is also affected by the type of edge profile, which is chosen.
- **STONE IS A NATURAL PRODUCT THAT HAS MANY TINY PORES** – Liquids such as oils and red wine if left on the surface, may leave a ring. When using oil and red wines, it is best to wipe up the spills as soon as possible and leave the top to air dry.
- **VIEW AND PICK YOUR SLAB FROM OUR SUPPLIER'S INVENTORY** – The Vendor will arrange for the Purchaser to view and select the slab of stone that the countertop will be made from, prior to it being templated. This will provide the Purchaser the opportunity to confirm that the counter will meet the Purchaser's expectations, as much as possible.
- **PLEASE LOOK AT YOUR STONE CAREFULLY** – The Purchaser needs to be aware that the surface finish will have fissures, pits and pores. These naturally occurring features will vary in frequency and intensity depending on the type of stone chosen by the Purchaser.
- **GRANITE IS AN IGNEOUS ROCK** – Meaning the stone was formed by the cooling and solidification of magma deep within the earth. Granite is composed of grains or crystals of Quartz, Feldspar and Mica.
- **GRANITE IS A VERY HARD ROCK** – It is highly resistant to being scratched. On a scale of 1 to 10, Talc and Gypsum is at 1 and 2; Corundum and Diamond is at 9 and 10; and GRANITE is at 5 to 7. It withstands extreme temperatures, and is not nearly as prone to staining as marble is.
- **GRANITE COUNTER TOPS WILL HAVE JOINTS** – Purchaser aware one joint will be at each corner and on either side of slide-in-range (if applicable). It will also be where the length of the counter top exceeds the length of a stone slab. Slabs are usually approximately 5'x8'. A $\frac{3}{4}$ " countertop weighs approximately 15 lbs., and a 1 $\frac{3}{4}$ " counter top weighs as much as 23 lbs. per square foot.

MARBLE

- **MARBLE IS A METAMORPHIC ROCK** – This means it was formed with limestone. Calcite/Dolomite was put under pressure and high temperatures deep within the earth's crust. The heat and pressure altered its crystalline structure and introduced other minerals that produced the colours and veining that marble is commonly known for.
- **MARBLE IS VERY SOFT** – It can be scratched easily. On a scale of 1 to 10, Talc and Gypsum at 1 and 2; and Corundum and Diamond at 9 and 10; Marble is a 3 on that scale.
- **MARBLE IS VERY SUSCEPTIBLE TO STAINING AND ETCHING** – Marble is NOT recommended for use as a counter top in kitchens. Marble is often used in bathroom counter top – however is very porous and may show water stains.
- **MARBLE SHOULD NEVER BE CLEANED WITH SCOURING PADS** – Abrasive cleaners should NOT be used either, as they WILL scratch and damage the marble. Use the proper dedicated cleaners for marble counter tops.
- **CLEANING PRODUCTS** – Solutions containing lemon oil or vinegar should NOT be used.
- **COASTERS SHOULD BE USED** – Use under all glasses, particularly those containing alcohol or citrus juice.

Purchaser Signature: _____

Date: _____

Purchaser Signature: _____

Date: _____

Site: _____

Annex

Lot Number: _____

5A



WAIVER FOR STAINING OF STAIRS

Purchaser is aware that the hardwood flooring is a pre-finished product. It is finished in a factory, in a controlled environment and that the stairs in the home are finished on site. The Purchaser understands and accepts that although the Vendor will do their best to match the finish between the floors and the stairs, it is not possible to have an identical match, and that there MAY be shade differences between the two products.

I/We understand and fully accept the Terms as outlined by the Vendor, and authorize the Vendor to proceed as required.

Purchaser Signature: _____

Date: _____


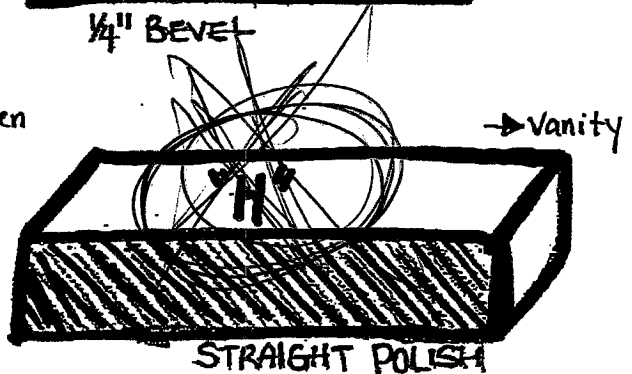


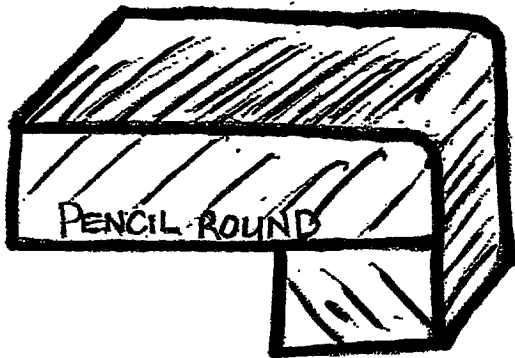

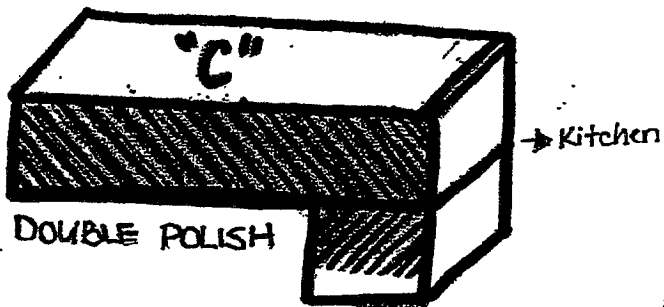

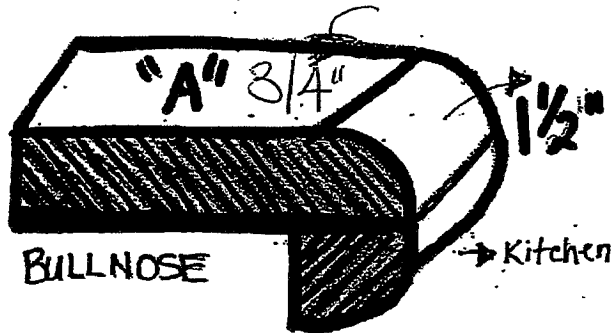
Purchaser Signature: _____

Date: _____

Site: Annex Lot Number: 5A

LOT 5A
JULY 5/13.

STANDARD MouldING




Lot 5A
July 5/13
R

REFRIGERATORS

LFX25991

FRENCH DOOR



LFX25991

24.5 Cu.Ft. Total Capacity (Counter Depth Refrigerator)

Style and Design

- French Door Refrigerator with Slim SpacePlus™ Ice System and Bottom Freezer Drawers
- Counter Depth
- Premium Finish in Stainless Steel
- Contoured Doors with Matching Commercial Handles with Smart Pull™ Freezer Handle
- Hidden Hinges
- Premium LED Interior Light

Organization

- 3 Fixed, Spill-Protector™ Tempered Glass Shelves/1 Folding Shelf
- Slim SpacePlus™ Ice System
- Full Width, Temperature-Controlled Glide N' Serve™ Drawer
- 2 Humidity Crispers/1 Bonus Drawer
- 6 Door Baskets (2 Adjustable Gallon Size)
- 3-Tier Organization™ Freezer
- DuraBase™ Solid Drawer Base

Performance

- Linear Compressor: 10 Year Warranty
- Smart Cooling Plus System
- Fresh Air Filter
- Dual Evaporators
- Fully Integrated Tall Ice & Water Dispenser
- Premium Water Filtration System
- Multi-Air Flow Cooling
- Electronic Temperature Controls
- SmartDiagnosis™
- LoDecibel™ Quiet Operation
- Door Alarm




ENERGYSTAR® qualified models use at least 20% less energy than required by current federal standards. LG's Energy Star refrigerators allow consumers to save money, energy and protect the environment.



Linear
Compressor



Stainless Steel



LG

Life's Good

FRENCH DOOR

Largest Capacity

Enjoy the style of built-in with the largest capacity counter-depth refrigerator available. With 25 cu.ft., shallower depth and flushed with your countertop you can store more food than ever before.

Cut out the Clutter

The LG Slim SpacePlus™ Ice System is on the inside door, freeing up valuable space in the fresh food shelf compartments and allowing for even more space for door bins. More space means you can store more food.

Peace of Mind

When you buy a refrigerator, you don't want to worry that it won't last. Because the Linear Compressor motor uses fewer moving parts and operates more efficiently, LG confidently backs the motor with a 10 year warranty.

Smart Cooling Plus System


Smart Cooling Plus technology is designed to maintain superior conditions within the refrigerator. The Linear Compressor and Dual Evaporators react quickly to humidity and temperature levels and help keep your food fresher, longer. Meanwhile, strategically-placed vents in every section surround your food with cool, fresh air no matter where you put it.

Call, Connect, Resolve

SmartDiagnosis™ uses self diagnosing technology that can communicate 24/7 with LG customer service over the telephone insuring accurate, and timely resolution.

Breath of Fresh Air

The Fresh Air Filter quickly removes 99.9% of food odours from the refrigerator - every 2 hours.



LG ELECTRONICS CANADA INC.

550 Matheson Blvd. East, Mississauga, ON L4Z 4G3

Tel: 905.568.6800 | Fax: 905.507.9649 | LG.com

Customer Service & Parts

1-888-LG-CANADA | lgservice.com

LOT 5A
July 5/13
RP

LFX25991	
CAPACITY	
Refrigerator	16.8 cu.ft.
Freezer	7.7 cu.ft.
Total	24.5 cu.ft.
FEATURES	
Freezer Door Type	Pull Drawer
Tall External Ice & Water Dispenser	•
Water Filtration System	Compact Filter LT700P
Energy Star	•
Smart Cooling Plus System	•
Multi-Air Flow	•
Display Type	SmoothTouch™ Control/White LED
Temperature Controls	Electronic LED
Temperature Sensors	10
Linear Compressor	•
Fresh Air Filter	•
Dual Evaporators	•
SmartDiagnosis™	•
LoDecibel™ Operation	•
Child Lock	•
Door Alarm	•
REFRIGERATOR	
No. of Shelves	4 Split
Folding Shelf	1
Cantilevered Shelves	•
Shelf Construction	Spill Protector Tempered Glass
Crisper Bins	2 Humidity Crispers/1 Bonus Drawer
Glide N' Serve™ Drawer	•
Slim SpacePlus™ Ice Maker	•
Refrigerator Light	Ceiling and Side LED
REFRIGERATOR DOOR	
No. of Shelves / Bin	6 (2 Adjustable Gallon Size)
Dairy Corner	•
FREEZER	
Drawers	3
DuraBase™ Solid Drawer Base	•
Divider	•
No. of Door Bins/Construction	Tilting Shelf/Plastic
3-Tier Organization™	•
Smart Pull™ Handle	•
Ice Bin	•
Freezer Light	Premium LED
MATERIALS/FINISHES/STYLE	
Contour Door	•
Hidden Hinges	•
Surface	Stainless Steel
Back	Flush & Metal cover over mechanical parts
Available Colours	Stainless Steel (ST)
Handles	Matching Commercial Handle
DIMENSIONS/CLEARANCES/WEIGHT	
Depth with Handles	30 7/8"
Depth without Handles	28 3/8"
Depth without Door	24 1/8"
Depth (Total with Door Open)	42 3/4"
Height to Top of Case	68 3/4"
Height to Top of Door Hinge	70 1/4"
Width	35 3/4"
Width (Door Open 90° with Handle)	45"
Width (Door Open 90° without Handle)	40"
Door Edge Clearance with Handle	4 5/8"
Door Edge Clearance without Handle	2 1/4"
Installation Clearance	Sides 1/8", Top 1", Back 1"
Weight (lbs)	300/340 (Unit/Carton)
Carton Dimensions (WxHxD)	38" x 73" x 33"
UPC CODES	
LFX25991ST	048231 784306
WARRANTY	
1 Year Parts and Labour 7 Years Parts on the Sealed System 10 Years Parts on Linear Compressor	

Design and specifications are subject to change without notice.
All trademarks are property of their respective owners.

RP


Lot 5A

July 5/13.

BERTAZZONI MASTER SERIES

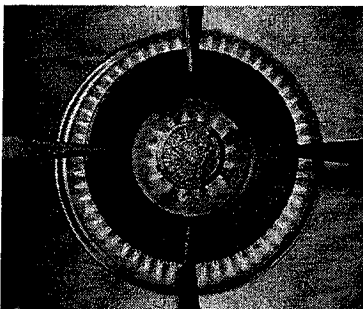
36" 5 BURNER GAS OVEN RANGE

MAS36 5 GAS XT




The handsome Bertazzoni Master Series ranges bring a true professional touch to your cooking. They are fully engineered for performance and designed with standard dimensions to work with existing kitchen layouts and units. The Master Series 36" extra-wide oven has a balanced air-flow convection fan for single and multi-level roasting and baking with no flavor crossover. The oven includes telescopic glide shelves, soft-motion door hinges for easy one-hand operation, and triple-glass windows to minimize heat loss. The beautiful worktop is precision-molded off of one sheet of stainless steel. It is configured with five versatile gas burners in brass, including Bertazzoni's signature dual-ring power burner with independently controlled flames for high power to delicate simmer, and an electric griddle in stainless steel. The worktop is designed for high-efficiency in heat delivery without energy waste. Each burner is equipped with the thermocouple gas shut-off safety system for maximum safety. Complete your Bertazzoni range with any of the available ventilation and backsplash solutions, as well as low profile trim, toekick and other beautiful accessories.

BRASS BURNER




Bertazzoni's exclusive power burners in brass have independently operated flame rings giving maximum flexibility of operation from delicate low simmer to full power.

CONTROLS



Ranges are controlled by large round soft-touch knobs and feature a professional style handle. The distinctive Bertazzoni dial gauge displays the heating progress of the oven.

TELESCOPIC GLIDE SHELVES



The telescopic oven rack provides more convenient oven access and easier handling of hot and heavy dishes.



TO COOK BEAUTIFULLY

Lot 5A
July 5/13
RP

BERTAZZONI MASTER SERIES

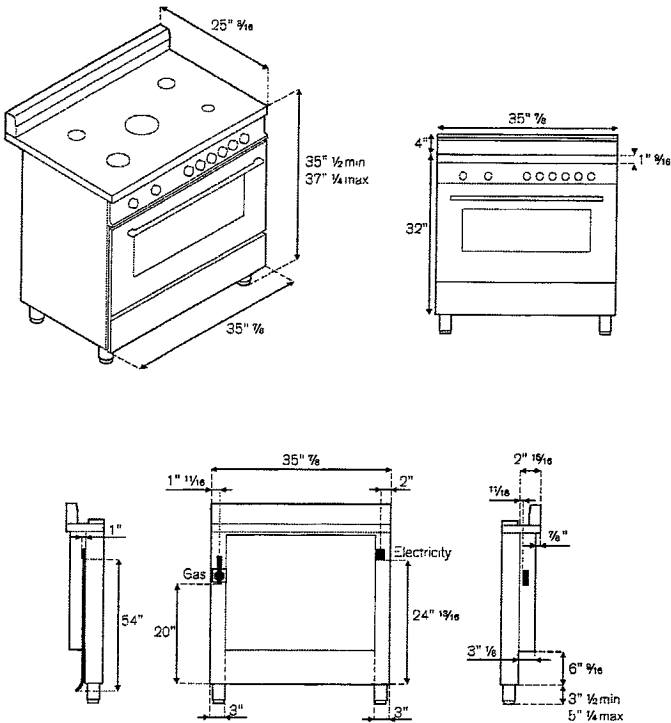
36" 5 BURNER GAS OVEN RANGE - MAS36 5 GAS XT

FEATURES

Gas burners	5
Burner type	brass
Maintop	one piece stainless steel sheet
Burner controls	knobs
Knobs	soft touch
Grates	cast iron
Backguard	standard 4 inches
Gas safety device	thermocouple technology
One hand ignition	standard
Standard accessories	wok ring & simmer plate
Dual Power burner	750 - 18,000 Btu/h
Rapid burner	11,000 Btu/h
Semi-rapid burner	6500 Btu/h
Auxiliary burner	3400 Btu/h
Simmer rate	750 Btu/h
Main oven	gas convection with gas infrared broiler
Main oven functions	traditional bake, gas convection, broil, defrost/dehydrate
Main oven volume	4.4 ft³
Oven controls	thermometer
Inner oven door	full-width triple glass
Oven equipment	1 telescopic glide shelf, 1 baking tray, 2 heavy gauge wire shelves, 1 grill trivet for tray
Legs	flap storage compartment, height-adjustable stainless steel legs

TECHNICAL SPECIFICATIONS

Voltage, frequency	120 V, 60Hz
Max Amp Usage, power rating	1.5 A - 150 W
Certification	CSA
Warranty	2 years parts and labor



ACCESSORIES

Toe kick panel (TKS 36 X), flat island trim (IRF 36 X), side trim (ST 36 X)

Available LPG version MAS36 5 GAS X LP

MATCHING VENTILATION SOLUTIONS

Bertazzoni offers a variety of matching ventilation solutions for this range. Please check our website under the ventilation tab for a complete overview of all choices

INSTALLATION INSTRUCTIONS


Bertazzoni recommends to operate the appliance after it has been installed in a cabinet. The kitchen cabinets shall be made of materials capable of withstanding temperatures at least 117°F (65°C) above room temperature in order to avoid possible damage to the cabinets during oven usage. For further installation instructions refer to the installation manual.

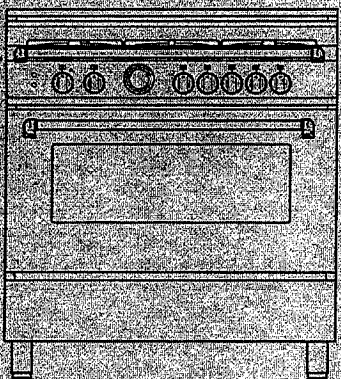

Disclaimer: while every effort has been made to insure the accuracy of the information contained in this brochure, Fratelli Bertazzoni reserves the right to change any part of the information at any time without notice.

Fratelli Bertazzoni, Bertazzoni and the winged wheel brand icon are registered trademarks of Bertazzoni Spa.

Lot 5A
July 5/13.
RP

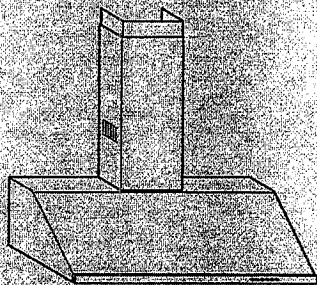
**BERTAZZONI
MASTER SERIES
FREE-STANDING GAS RANGE
36 INCHES XT**

Range 36" A36 5 GGV XT - 5 burners	
Gas oven	
Gas grill	
Safety device, one-hand ignition	
Convection	
Storage compartment	
Oven Temperature Indicator	
Handrail for the worktop	
	
Dimensions	
Width	36"
Depth side panel	24"
Total depth	25 1/4"
Height	35 1/4" - 37 1/4"
Oven	29 1/4" x 16 1/4" x 12 1/4"
Oven volume	2.6 ft ³
Burner power	
Dual wok	12000 + 3000 Btu/h
Rapid	13000 Btu/h
Semi-rapid	8500 Btu/h
Auxiliary	3400 Btu/h
Simmer rate	750 Btu/h
Comes with a standard 4" Backguard. Optional 2" Island raiser and handstand trim available.	




**BERTAZZONI
PROFESSIONAL SERIES
BACKSPLASH 36 INCHES
RANGE HOOD 36 INCHES**

Range Hood 36" K36 PRO X	
Two motors	
Electronic control	
Halogen lights	
Mesh filters	
Dimensions	
Width	36"
Depth	19"
Height	min 33 1/4" max 47 1/4"
Motor power	600 cfm



	Backsplash BS36 PRO X	Backsplash BS36 PRO X-WR	Backsplash BS36 PRO X RH
Dispersal bar	x	x	x
Dimensions			
Width	36"	36"	36"
Height	21 1/4"	21 1/4"	8"
Thickness	1/2"	1/2"	1/2"
Hood adjustment	6"	6"	n/a

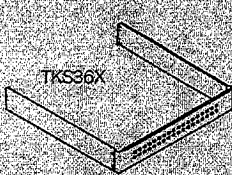
Designed for installation over the upstand or under the hood



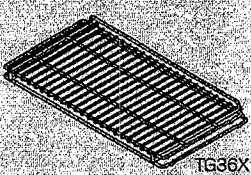
BS36 PRO X-WR

ACCESSORIES

36" Toekick panel (TKS36X), 36" Side Trim Set (ST36X), Telescopic Glide Shelf (TG36X), 2" Island Raiser (IR36X), Griddle Plate (C.I PAN).



For stand alone
installation



LOT SA
July 5/13
RP

BERTAZZONI PROFESSIONAL SERIES

48" UNDERMOUNT CANOPY HOOD, 1 BLOWER
36" UNDERMOUNT CANOPY HOOD, 1 BLOWER

Range Hood 48
KU48 PRO 1 X

Range Hood 36
KU36 PRO 1 X

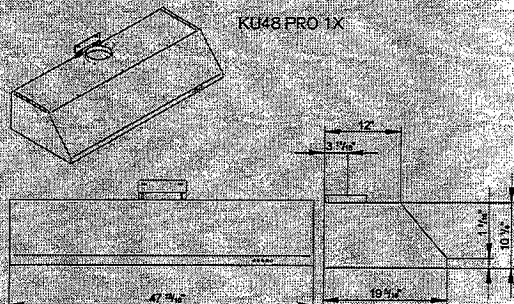
Features

Motor	1 - 3 speed	1 - 3 speed
Electronics control	1	1
Halogen lights	2	2
Filters	aluminium mesh	aluminium mesh
Recommended distance from wall	25 1/2" - 31 1/2"	25 1/2" - 31 1/2"
Motor power	600 cfm	600 cfm
Electrical requirements	120V - 60Hz	120V - 60Hz
Max. Amp usage	3.3 A	3.3 A

All KU hoods can be installed under 12" deep wall cabinets or with the optional height-adjustable narrow and large duct covers.

Recirculation Kit (Item 901154) can be installed in combination with the narrow Duct Cover (Item 901262), and full width Duct Cover (Item 901261 for 48", Item 901265 for 36"); Duct Cover for ceiling height 8-10 ft (Item 901281).

Optional: European Baffle Filter available (Item 402433 - 4 filters for KU48, 3 filters for KU36).



KU48 PRO 1X

BERTAZZONI PROFESSIONAL SERIES

30" UNDERMOUNT CANOPY HOOD, 1 BLOWER
24" UNDERMOUNT CANOPY HOOD, 1 BLOWER

Range Hood 30
KU30 PRO 1 X

Range Hood 24
KU24 PRO 1 X

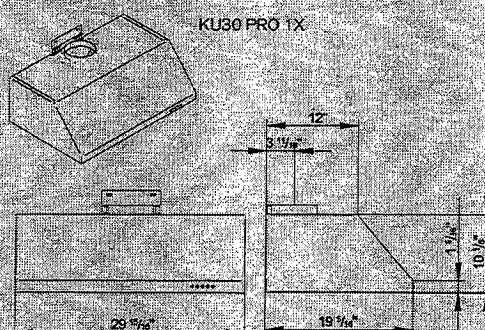
Features

Motor	1 - 3 speed	1 - 3 speed
Electronics control	1	1
Halogen lights	2	2
Filters	aluminium mesh	aluminium mesh
Recommended distance from wall	25 1/2" - 31 1/2"	25 1/2" - 31 1/2"
Motor power	600 cfm	600 cfm
Electrical requirements	120V - 60Hz	120V - 60Hz
Max. Amp usage	3.3 A	3.3 A

All KU hoods can be installed under 12" deep wall cabinets or with the optional height-adjustable narrow and large duct covers.

Recirculation Kit (Item 901154) can be installed in combination with the narrow Duct Cover (Item 901262) and full width Duct Cover (Item 901266 for 30", Duct Cover for ceiling height 8-10 ft (Item 901281).

Optional: European Baffle Filter available (Item 402432 for KU30 - 3 filters, Item 402433 for KU24 - 2 filters).



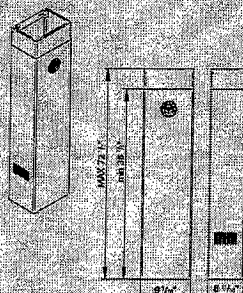
KU30 PRO 1X

ACCESSORIES

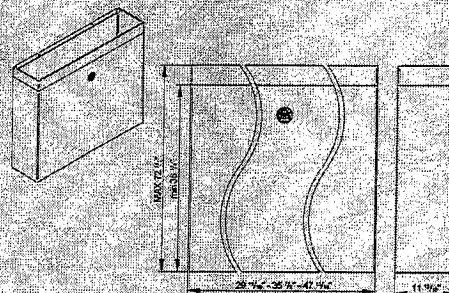
901253 Kit Baffle Filters
for KU24 KU36 KU48 PRO
contains: 4 filters suitable for all 3 hood
sizes all lines; KU36 requires 3,
KU48 requires 4, KU24 requires
2 filters; Item 402433

901252 Kit Baffle Filters
for KU30 PRO HER
KU30 requires 3 filters 402432

901262 Narrow Duct Cover
for KU48 PRO 1 X - KU36 PRO 1 X
KU30 PRO 1 X - KU24 PRO 1 X



901261 Large Duct Cover **901265 Large Duct Cover** **901266 Large Duct Cover**
for KU48 PRO 1 X for KU36 PRO 1 X for KU30 PRO 1 X



lot 5A
July 5/13

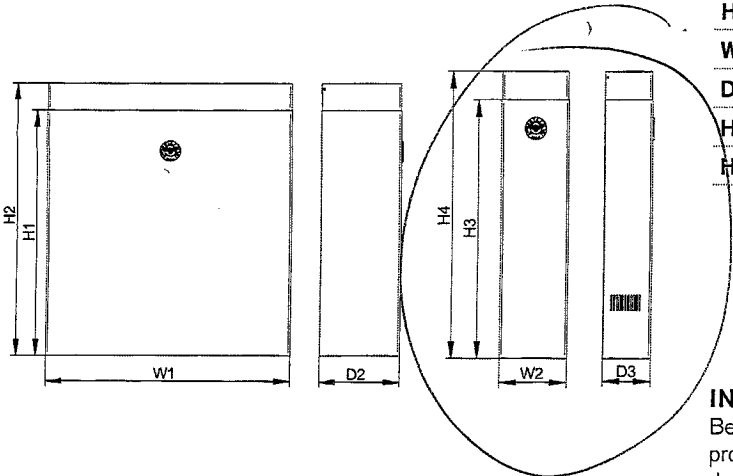
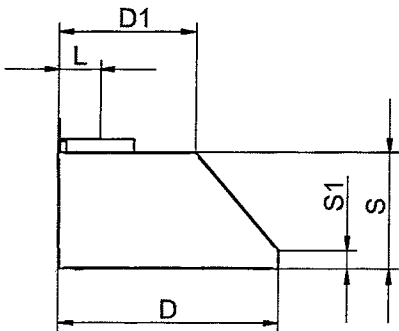
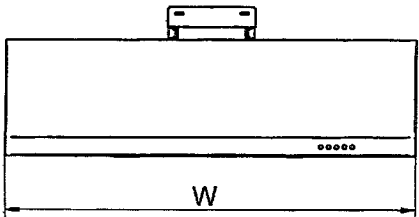
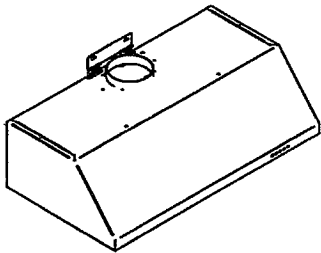
RP

BERTAZZONI PROFESSIONAL SERIES

36" UNDERMOUNT CANOPY HOOD KU36 PRO 1 X

FEATURES

Motor	3 speeds
Halogen lights	2
Filters	aluminium mesh
Motor power	600 cfm



TECHNICAL SPECIFICATIONS

Electrical Requirements	120V 60Hz
Max. Amp Usage	3.3 Amp
Certification	CSA
Warranty	2 years parts and labor
Electronic control	1
Product weight	28.7 lbs
Box weight	30 lbs

ACCESSORIES

Recirculation kit	code 901154
Narrow duct cover	code 901262
Full size duct cover	code 901265
Duct cover for ceiling height 8-10 ft	code 901281
European Baffle Filter - 3 filters (optional)	code 901253

This model is not suited for recirculation

DIMENSIONS

Ref.	Description	Dimensions	
		Inches	mm
D	Hood max depth	19 5/16	490
D1	Hood min depth	12	305
L	Duct cover depth	3 11/16	93
S	Max body hood height	10 1/8	275
S1	Hood control panel height	1 5/8	40
W	Hood width	35 7/8	925
W1	Full size duct cover width	35 7/8	911
D2	Full size duct cover depth	11 13/16	300
H1	Full size duct cover min height	36 1/4	920
H2	Full size duct cover max height	72 1/2	1842
W2	Narrow duct cover width	9 7/16	240
D3	Narrow duct cover depth	6 11/16	170
H3	Narrow duct cover min height	36 1/4	920
H4	Narrow duct cover max height	72 1/2	1842

RP

INSTALLATION INSTRUCTIONS

Bertazzoni recomends to operate the appliance after it has been properly installed. Please refer to the installation manual for further details.