












LOT 31A (BURNING SPRINGS PLACE)	
MODEL: ISABELLE- EL. A 40-07 STD.	
COLOUR PACKAGE:	
PRELIMINARY:	SEP. 25/12
FINAL:	OCT. 31/12
DROP GARAGE SOFFIT:	
OTHER:	


NOTE:
FOR ARCHITECTURAL SUBDIVISION
CONTROL PURPOSE ONLY

THESE DRAWINGS ARE NOT TO BE SCALED.
ALL DIMENSIONS MUST BE VERIFIED BY CONTRACTOR PRIOR
TO COMMENCEMENT OF ANY WORK. ANY DISCREPANCIES
MUST BE REPORTED DIRECTLY TO RN DESIGN LTD.
REVISED: OCTOBER 17, 2007 • RN STAFF IN ACCORDANCE TO O.H.C. 2006

LEGEND / PLANS

- | | | | |
|---|--------------------------|---|--|
|  | SMOKE ALARM | D.J. | DOUBLE JOIST |
|  | CARBON MONOXIDE DETECTOR | P.T. | PRESSURE TREATED LUMBER |
|  | WATERPROOF DUPLEX OUTLET | G.T. | GRIDER TRUSS |
|  | VENTS AND INTAKES | A.F.F. | ABOVE FINISHED FLOOR |
|  | HOSE BIB | <input checked="" type="checkbox"/> | SOLID BEARING (TO BE SAME WIDTH AS SUPPORTED MEMBER) |
|  | EXHAUST FAN | <input checked="" type="checkbox"/> | POINT LOAD |
|  | FLOOR DRAIN |  | FLAT ARCH |
| | |  | 2 STORY WALL |

LEGEND / ELEVATIONS

- | | |
|-------------------------|--|
| ● COLD CELLAR VENT (60) |  EXT. LIGHT FIXTURE
(WALL MOUNTED) |
| ☐ STOVE VENT | U/S UNDER SIDE |
| ⊗ FIRE PLACE VENT | FG FIXED GLAZING |
| ■ DRYER VENT | GB GLASS BLOCK |
| Ⓜ HYDRO METER | BG BLACK GLASS |
| Ⓢ GAS METER | |

I, _____, DECLARE THAT I HAVE REVIEWED AND TAKE DESIGN RESPONSIBILITY FOR THE DESIGN WORK ON BEHALF OF RND DESIGN LIMITED UNDER DIVISION C, PART 3, SUBSECTION 3.2.4. OF THE BUILDING CODE. I AM QUALIFIED, AND THE FIRM IS REGISTERED, IN THE APPROPRIATE CLASS/CATEGORIES.

QUALIFIED DESIGNER BCIN _____
FIRM BCIN _____
DATE _____ SIGNATURE _____

[illegible]

For wt SIA

It is the builder's complete responsibility to ensure that all plans submitted for approval fully comply with the Architectural Guidelines and all applicable regulations and requirements including zoning provisions and any provisions in the subdivision agreement. The Control Architect is not responsible in any way for examining or approving site (lotting) plans or working drawings with respect to any zoning or building code or permit matter or that any house can be properly built or located on its lot.

This is to certify that these plans comply with the applicable Architectural Design Guidelines approved by the Town of WHITBY.

ARCHITECTURAL REVIEW & APPROVAL

OCT 31/2012

John G. Williams Limited, Architect

MODEL
STREETSCAPES

CLIENT **ZANCOR HOMES**
OLDE WINCHESTER PH7
BROOKLIN, ONTARIO



RN design
Imagine • Inspire • Create
TEL.(905)738-3177
FAX.(905)738-5449
DWG@RNDESIGN.COM

SCALE	N.T.S.
PROJECT NUMBER	09014
PAGE	

SS1