

STANDARD APPLIANCE OPENINGS

The purchaser acknowledges the following standard spaces for kitchen appliances:

Range Conventional – 30” Width

Hood Fan – 30” Width (must be the same or larger as range opening as per Ontario Building & Fire Code)

Refrigerator – 36” W x 72” H (Approximate - height may change due to bulkheads)

Dishwasher – 24” Width

6” Exhaust Vent above stove

OTHER _____

See Specs

UPGRADED APPLIANCE OPENINGS

***Check all that apply - NON-STANDARD APPLIANCE OPTIONS**

NOTE: When upgrading appliances, there may be an additional charge to modify cabinetry and/or electrical and plumbing to accommodate the appropriate size from the manufacturer specifications of each appliance.

****MANUFACTURERS SPECIFICATIONS MUST BE ATTACHED****

36” / 42” Stove (Hood fan width will be the same as per Ontario Building Code)

Gas Stove

Slide-In Stove

Cooktop
* (Gas/Electric – Cut-out Charge & Plug Required)

Built-In Wall Oven *mc*

Hood Fan (may require larger vent, charges will apply – **6” is standard**)

8” Vent / 10” Vent

Chimney hoods **CENTRE VENT ABOVE STOVE (clearance space will be left with this appliance will not butt up against cabinetry)

Built-In Microwave with Trim Kit

Built-In Microwave Drawer with Trim Kit

Warming Drawer

OTR – Over The Range Microwave *Plug required

✓ **Built-in Refrigerator/Sub Zero** – If purchasing a side by side or French Door, the wall beside the door may be an issue if it is deeper than 24”

* Applicable charges may apply if required to due to space accommodations

* Note: Refrigerator Door Swing

Wine / Bar Fridge (electrical required)

Steam Oven / Built-In Coffee makers

Cargo Waste Bin systems

Front Load Washer & Dryer *(Specs required if installing counter above)

Stackable Washer & Dryer

NOTE: It is the Purchaser’s responsibility to coordinate delivery, installation and hook up of appliances and to ensure they are installed as per Manufacturer’s specifications after closing.

Purchaser acknowledges responsibility for providing correct specification for such appliances. The purchaser agrees to deliver forthwith to the Builder the manufacturer’s appliance specifications where the size exceeds the standard openings.

If specs not received, the standard openings as determined by Zancor Homes will be provided. If rework/repair is required due to late specs received, additional costs will be applied.

Appliance Specifications are to be sent to the Zancor Décor Centre no later than

✓ Appliance Specifications received



Purchaser Signature _____

Date _____

Purchaser Signature _____

Date _____

PROJECT *Cashin Scott*

LOT *23 S*

SITE: ZANCOR HOMES : CASTLES OF KING CITY

BUILDER NOTIFICATION FOR APPLIANCE SPECIFICATIONS

Please find attached appliance specifications, as provided and signed off by the purchaser. It is the responsibility of the builder to ensure that any electrical, water supply, gas fittings, venting and any other appliance requirements are reviewed with the purchaser directly. It is also the responsibility of the builder to ensure that they have all relevant appliance spec's, as required to ensure installation of said appliances.

Built-in appliance cut-out process:

- ☐ Once a date has been confirmed for the delivery of your appliances please contact our Customer Service Dept. at Paris Kitchens 905.886.5751
- ☐ We require at least 10 BUSINESS DAYS notice to set up an appointment. We aim to schedule our Service installers to complete the cut-out(s) the day after the appliances have been delivered. Please keep in mind that all appointments are scheduled between Monday to Friday from 8:00am to 3:00pm. (Not including holidays)
- ☐ After our Service installers have completed the cut-out(s), the installation and connection of the appliances can proceed. We do not install or connect appliances; this must be arranged by the homeowner with the appropriate trades.
- ☐ Please sign-off on the attached package of: APPLIANCE SPECIFICATIONS (PROVIDED BY PURCHASER)

Appliance specs provided:

- ☐ * SEE ATTACHED SPECS
- ☐ * STANDARD 24" BAR FRIDGE OPENING APPLIES

Built- In Appliance Installation Application

- ☐ FLUSH INSTALLATION - Built-in Fridge
- ☐ STANDARD INSTALLATION - Built-in Fridge
- ☐ FLUSH INSTALLATION - Built-in Oven/Micro
- ☐ EURO FIT - Built-in Oven/Micro
- ☐ STANDARD INSTALLATION - Built-in Oven/micro
- ☐ RANGE TOP BUMPED OUT BY _____"
- ☐ COOKTOP BUMPED OUT BY _____"

Purchaser Name (please print)

Purchaser Name (please print)

Signature

Signature

Standard appliance opening sign- off option:

If you have chosen not to supply appliance model's and specifications you may sign -off on "standard openings" provided below.

- In doing this you are responsible that the appliances you purchase will fit into the openings provided.
- ☐ 37" wide X 73" high fridge opening
 - ☐ 30 1/2" opening for freestanding range
 - ☐ 24 1/8" for D/W
 - ☐ 30" opening for hoodfan
 - ☐ Microwave _____

Purchaser Name (please print)

Purchaser Name (please print)

Signature

Signature

D5434XLS

Turbo Drying
Capacity (max): 14 Place settings
Upper basket type: Premium upper basket
Lower basket type: Exclusive lower basket

Programs
Heavy wash
Normal programme
Quick wash
Eco wash
Rinse and hold
Sanitation wash

Options
Delayed start: 24 h
High temperature
Long dry

Cleaning systems
Number of spray zones: 7
Self cleaning filters
AquaLevel™ Sensor


Drying system
Turbo Drying™

Features
8 stainless steel parts
Fault indication
Salt indication
Rinse-aid indication
Time remaining indicator
Voice signal for the end of washing cycle

Safety
AquaSafe™
SteamSafe™

Baskets
Upper basket type: Premium upper basket
Lower basket type: Exclusive lower basket

Product: Dishwasher
EAN code: 3838942493096



General
Size: XL (ADA height compliant)
Mode of installation: Built-in
Display type: Touch Screen Display
Number of programs: 8
Noise level: 48 dB(A)
Number of baskets: 2
Max loading height upper basket: 9 1/16 (230 mm)
Max loading height lower basket: 12 3/16 (310 mm)
Capacity (max): 14 Place settings

Dimensions and installation
Height: 32 1/4 (819 mm)
Width: 24 (610 mm)
Depth: 22 7/8 (581 mm)
Packaging height: 35 13/16 (910 mm)
Packaging width: 25 3/16 (640 mm)
Packaging depth: 26 3/4 (680 mm)
Length inlet hose: 66 1/8 (1680 mm)
Length outlet hose: 41 3/4 (1060 mm)
Cord length: 46 7/16 (1180 mm)
Weight net: 108 lbs
Weight gross: 112 lbs

Technical Information
Connection rating: 1300 W
Current: 15 A
Voltage: 120 V

Consumption
Energy consumption/cycle: 1,07 kWh

This sketch is provided solely for reference for those items noted on the accompanying "Upgrades" all other details, dimensions and layouts are for illustrative purposes only and may not be applicable to the purchaser's model. All dimensions, specifications, and locations are only if possible and approximate.



BUILDER: Zawco Homes
Purchaser Signature: _____

SITE: Unit City LOT: 235
Date: 12/08/2016

D5434XLS

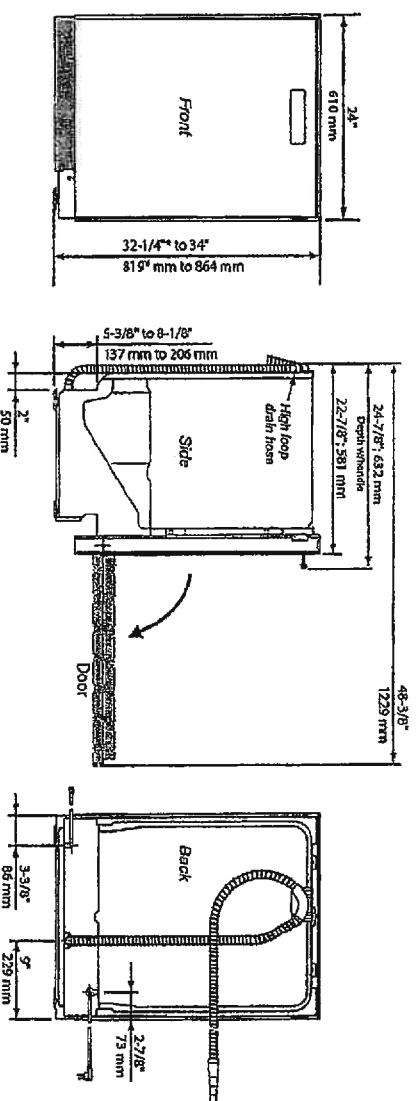
XL DISHWASHERS (ADA COMPLIANT)

| UNIT DIMENSIONS | | |
|----------------------------|----------------|------------------|
| | U.S. | Metric |
| Height (Adjustable)* | 32-1/4" to 34" | 819 mm to 864 mm |
| Width | 24" | 610 mm |
| Depth (Includes high loop) | 22-7/8" | 581 mm |
| Depth w/Handle | 24-7/8" | 632 mm |
| Depth w/Door Open | 48-3/8" | 1229 mm |
| Weight | 108 lb | 49 kg |

* 32-1/4" (818 mm) height requires removal of top trim, and lowering side trim (2).

TECHNICAL DATA

| | |
|-----------------|--|
| Electricity | 120V, 60-Hz, 15 amp |
| Water pressure | 4.2 - 140 psi, 0.068-1.0 MPa, 0.8-10 Bar |
| Heating element | 1200 watt |
| Max loading | 1300 watt |



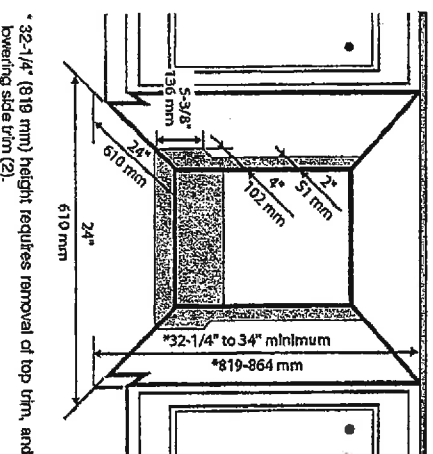
CUTOUT DIMENSIONS

| | U.S. | Metric |
|---------|----------------|---------------|
| Height* | 32-1/4" to 34" | 819 to 864 mm |
| Width | 24" | 610 mm |
| Depth | 24" | 610 mm |

The best place for your dishwasher is in the kitchen near the sink. This makes it easier to connect the water and drain supply lines. A built-in dishwasher must be enclosed on the top, both sides and the back.

The power-supply receptacle for the appliance shall be installed in a cabinet or on a wall adjacent to the undercounter space in which the appliance is to be installed.

The electrical and water supplies should enter through the area indicated by the shading on the illustration at right. Preferably, they should come through the right side of the machine. The access hole must be round and smooth and, no bigger than 1-1/2" (38 mm) in diameter, if the partition is metal, it needs to be covered with an edge protector. Use caution when the appliances are installed or removed, to reduce the likelihood of damage to the power-supply cord.



* 32-1/4" (819 mm) height requires removal of top trim, and lowering side trim (2).

PARIS
KITCHENS

Research in 1942

This sketch is provided solely for reference to those items noted on the accompanying "Upgrades
all other details, dimensions and layouts are for illustrative purposes only and may not be
applicable to the purchaser's model. All dimensions, specifications, and locations are only if
possible and approximate.

BUILDER SAATCHI HOMES SITE: KINLA CITY LOT: 235

BUILDER Zimmerman Homes

Purchaser Signature

SITE: KINLA CITY

LOT: 235


Date: 7/28/2016

Specification Sheet Model SU54

Professional Series Canopy wall mount range hood



Sirius
Range Hoods



Product Features:

- Wall mount hood
- For use over domestic cooking equipment
- ~~36" wide~~ vertical ducting - not supplied
- 1200 cfm die-cast aluminum squirrel cage blower
- Very quiet operation at 66DbA / 5.1 sones maximum
- Commercial style baffle filters
- Brushed stainless steel
- 4 speed push button settings
- 10 minute timer
- Dishwasher safe baffle filter
- 2 x 20W halogen lamps in 36" version
- 4 x 20W halogen lamps in 48" version
- Heat sensor overload protection
- Telescopic decorative flue fits variable heights
- Bracket mounting template for ease of installation

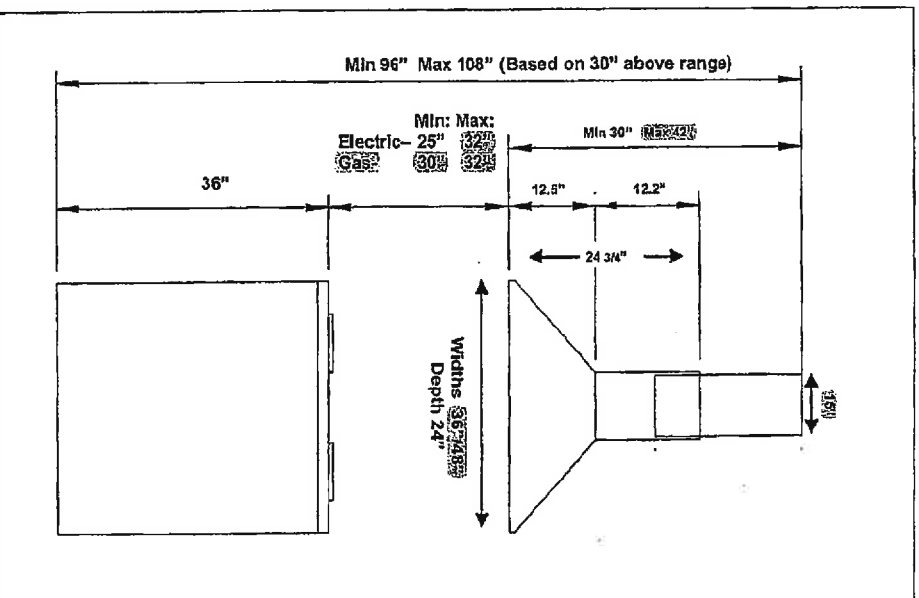
Optional Items:

- Replacement baffle filter - code BFSS
- Replacement halogen bulbs and lenses
- Flue extensions - SU 54-LX



Sirius Range Hoods - USA and Canada
Tel: +866 528-4987 Fax: +866 365-9204 email: info@siriushoods.com

Dimensions and installation measurements



Notes and comments:



This sketch is provided solely for reference to those items noted on the accompanying "Upgrades" all other details, dimensions and layouts are for illustrative purposes only and may not be applicable to the purchaser's model. All dimensions, specifications, and locations are only if possible and approximate.

BUILDER 2600 HOMES

SITE

KLING CITY

LOT:

235

Purchaser Signature

Date:

12/08/2016

Direct

Specification Sheet

Model SU 54

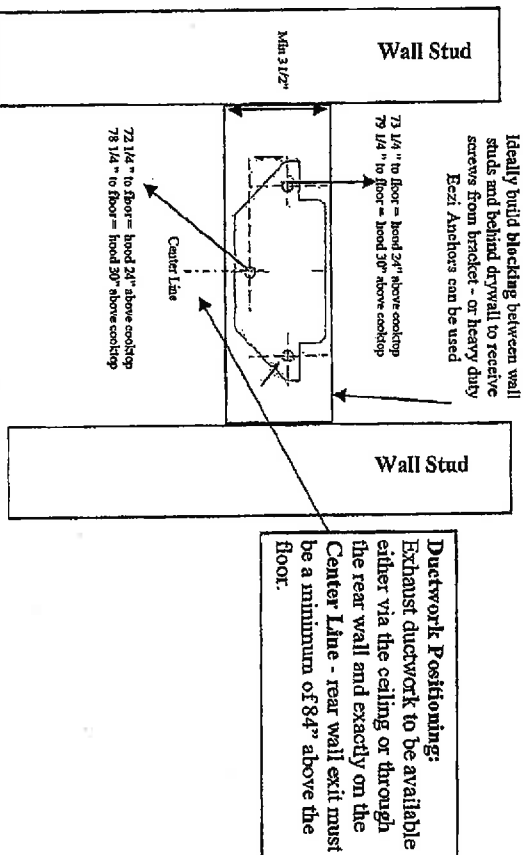
Professional Series Canopy wall mount range hood



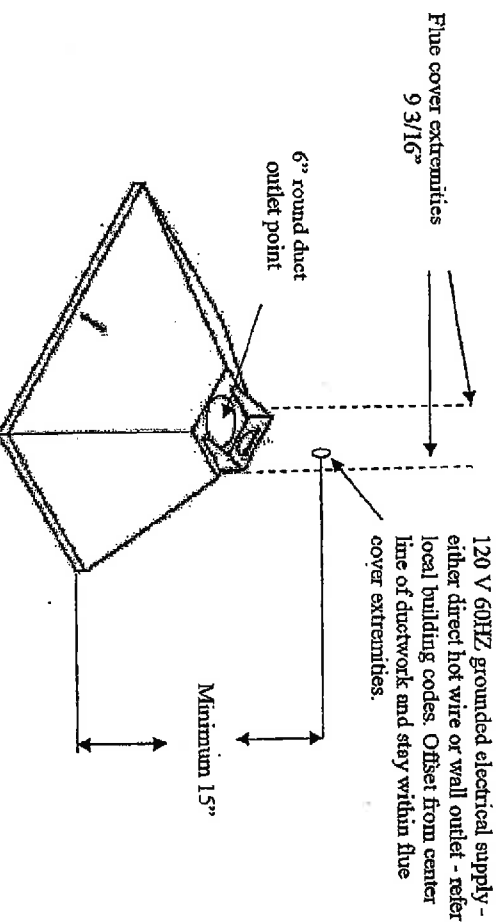
Sirius
Range Hoods

Sirius Range Hoods Ltd accepts no liability for any errors or omissions in this document and it is provided for guidance only - we reserve the right to change any information presented here in from time to time.

Preparation of wall structure to receive mounting bracket



Preparation of Wiring location



Sirius Range Hoods - USA and Canada
Tel: +866 528-4987 Fax: +866 365-9204 email: info@siriushoods.com

PARIS KITCHENS
ESTABLISHED IN 1912

This sketch is provided solely for reference to those items noted on the accompanying "Upgrades" all other details, dimensions and layouts are for illustrative purposes only and may not be applicable to the purchaser's model. All dimensions, specifications, and locations are only if possible and appropriate.


BUILDER: ZONA HOMES SITE: KING CITY LOT: 235

Purchaser Signature: [Signature] Date: 12/08/2016

36" Built-In Over-and-Under

FEATURES

- Four design options: framed, overlay, flush inset and stainless steel.
- Dual refrigeration system ensures the freshest food and energy efficiency.
- Electronic microprocessor constantly monitors entire unit to ensure proper food storage environment.
- Air purification system reduces odors, bacteria, viruses and ethylene gas.
- Advanced water filtration system.
- Illuminated touch control panel.
- Bright interior lighting throughout, including storage drawer area.
- Adjustable spill-proof glass shelves, door shelves and dairy compartment.
- Crisper and deli drawers form a lower-temperature zone ideal for produce and meats.
- Soft-close glide system on refrigerator storage drawers.
- Easy-access flip-up grille.
- Informational freshness cards.
- Full-extension, roll-out freezer drawer.
- Automatic ice maker with max ice feature temporarily increases production.
- ENERGY STAR® qualified.

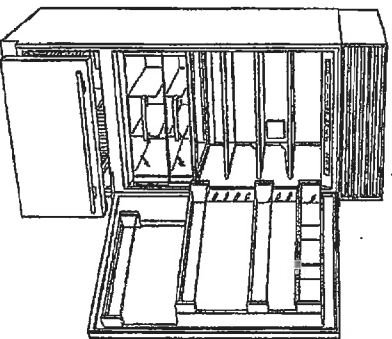


MODEL OPTIONS:


Overlay (framed, flush inset) BI-36U/O
Stainless (modular handle) BI-36U/SLH
Stainless (pro handle) BI-36U/SPH
Specify RH or LH door.

INTERIOR FEATURES:

REFRIGERATION
• Adjustable glass shelves
• Spill-proof glass shelf
• Bright interior lighting with dividers
• Storage drawer with rollers
• Adjustable door shelves
• Sectional dairy compartment
• Adjustable deli compartment
FREEZER
• Full-extension roll-out freezer drawer
• Soft-close glide system
• Ice maker storage basket
• Automatic ice maker



Model BI-36U



ACCESSORIES

- Grilles for 83" or 88" finished height (84" is standard).
- Framed front panels in white or stainless steel.
- Flush inset and dual flush inset panels in stainless steel with tubular or pro handles.
- Custom front panel mounting kit.
- Slide panel in white or stainless steel.
- Stainless steel tubular and pro handles.
- Full-length standard and extended framed handles.
- Stainless steel kickplate.
- Dual installation kit with or without dual wide grille—84" finished height.
- Dozen egg container.
- Replacement air purification cartridge and water filter.

Accessories available through an authorized Sub-Zero dealer. For local dealer information, visit the find a showroom section of our website, subzero.com.



This sketch is provided solely for reference to those items noted on the accompanying "Upgrades" and all other details, dimensions and layouts are for illustrative purposes only and may not be applicable to the purchaser's model. All dimensions, specifications, and locations are only if possible and approximate.

BUILDER: *Zanco Homes*

SITE: *Kinda City* LOT: *235*

Purchaser Signature

Date: *12/08/2016*

36" BUILT-IN OVER-AND-UNDER REFRIGERATOR/FREEZER



BI-36U/S




FEATURES

- Dual refrigeration keeps food fresher longer
- Air purification system fights spoilage, odors
- Crispers and deli drawers in low-temp, high-humidity zones for optimum freshness
- Microprocessor control assures peak performance
- Water-filtration system for ice reduces contaminants, chlorine taste and odor
- Freshness cards for maximum food preservation
- Clear-view, triple-pane and UV-resistant glass door
- Rigorously tested in our U.S. manufacturing facilities to ensure at least 20 years of heavy use
- Exceptional 24/7 support from our Customer Care team based in Madison, Wisconsin and just footsteps from our factory
- "Soft bright" interior lighting
- Over-and-under refrigerator/freezer storage
- Magnetic door seal system locks in cold air
- Automatic ice maker with "max ice" feature
- Adjustable shelves for maximum convenience


ACCESSORIES

- Stainless steel kickplate
- Grilles for 83" or 88" finished height (84" is standard)
- Side panel mounting kit
- Dual installation kit with or without dual wide grille—84" finished height

Accessories are available through an authorized Sub-Zero dealer. For local dealer information, visit subzero-wolf.com/locator.



HANDLE OPTIONS



PRODUCT DETAILS

REFRIGERATOR

- 3 Adjustable glass shelves
- 1 Stationary glass shelf
- 1 High-humidity drawer with dividers
- 1 Storage drawer with dividers
- 2 Adjustable door shelves
- 1 Stationary door shelf
- Adjustable dairy compartment

FREEZER

- Full-extension roll-out freezer drawer
- Two-tier wire storage baskets
- Automatic ice maker

X

12/08/2016
LOT# 235 Zander

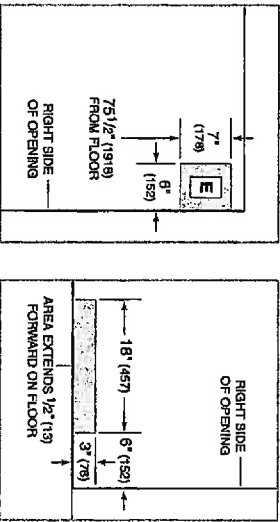
36" BUILT-IN OVER-AND-UNDER REFRIGERATOR/FREEZER



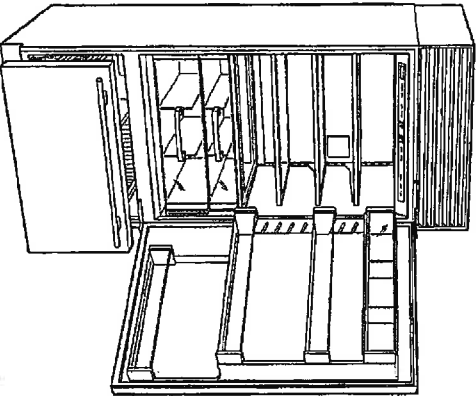
PRODUCT SPECIFICATIONS

| | | |
|-----------------------|---|--|
| Model | BI-36U/S | |
| Dimensions | 36"W x 84"H x 24"D | |
| Door Clearance | 37 1/4" | |
| Drawer Clearance | 23 5/8" | |
| Weight | 515 lb | |
| Refrigerator Capacity | 16.4 cu ft | |
| Freezer Capacity | 5.3 cu ft | |
| Electrical Supply | 115 VAC, 60 Hz | |
| Electrical Service | 15 amp dedicated circuit | |
| Plumbing Supply | 1/4" OD copper, braided stainless steel or PEX tubing | |
| Plumbing Pressure | 35-120 psi | |

ELECTRICAL PLUMBING

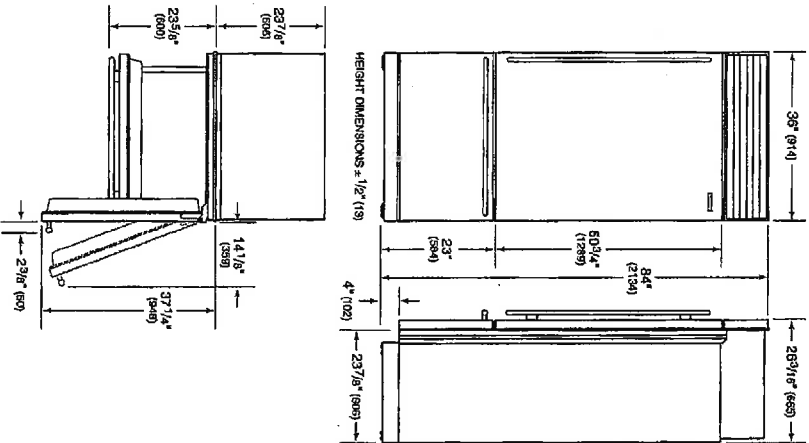


INTERIOR VIEW

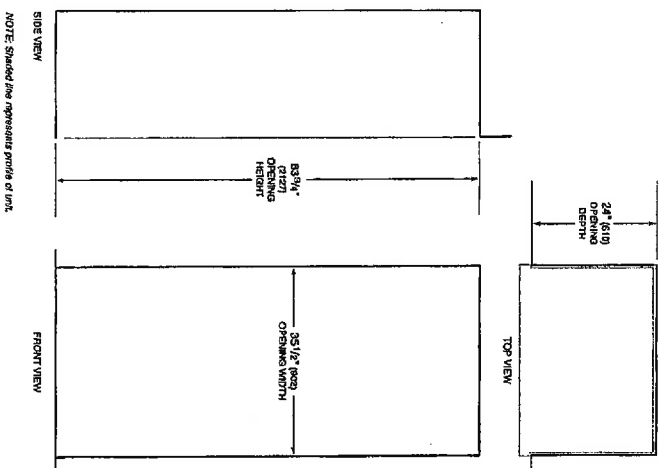


This illustration is intended for interior reference only and may not represent the exterior of the model being specified.

DIMENSIONS



STANDARD INSTALLATION



NOTE: Shaded line represents profile of unit.



THIS SKETCH IS PROVIDED SOLELY FOR REFERENCE TO THOSE ITEMS NOTED ON THE ACCOMPANYING PROBABILITIES. ALL OTHER DETAILS, DIMENSIONS & LAYOUTS ARE FOR ILLUSTRATIVE PURPOSES ONLY AND MAY NOT BE APPLICABLE TO PURCHASER'S MODEL. ALL DIMENSIONS SPECIFICATIONS AND LOCATIONS ARE ONLY IF POSSIBLE AND APPROXIMATE.

PURCHASER SIGNATURE: *[Signature]* LOT #: 235- DATE: 12/18/11

Zantor King City

[Signature]

36" SEALED BURNER RANGETOP - 6 BURNERS



SRT366


FEATURES

- 6 dual-stacked, seamless burners
- Dual-stacked burners go from 20,000 Btu down to a mere breath of flame
- Continuous cast-iron grates for easy movement of pots and pans
- Heavy-gauge stainless steel
- Rigorously tested in our U.S. manufacturing facilities for decades of use
- Exceptional 24/7 support from our Customer Care team in Madison
- Signature red infinite control knobs
- Individual spark ignition system

ACCESSORIES

- Stainless steel, brass or chrome bezels
- High altitude conversion kit
- Cast iron S-grates and wok grate
- Signature red, black or stainless steel control knobs
- 5" and 10" stainless steel risers, and 20" riser with shelf


Accessories available through an authorized Sub-Zero dealer.
For local dealer information, visit subzero-wolf.com/locator.



KNOB OPTIONS



TOP CONFIGURATION



RANGETOP SPECIFICATIONS

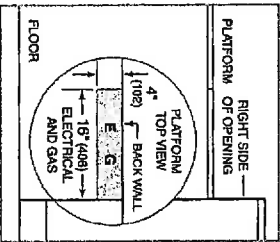
- 1 - 9,200 Btu Burner
- 2 - 15,000 Btu Burners
- 2 - 18,000 Btu Burners
- 1 - 20,000 Btu Burner

X *[Signature]*
LOT# 235 ZANCO
King City
12/08/2016

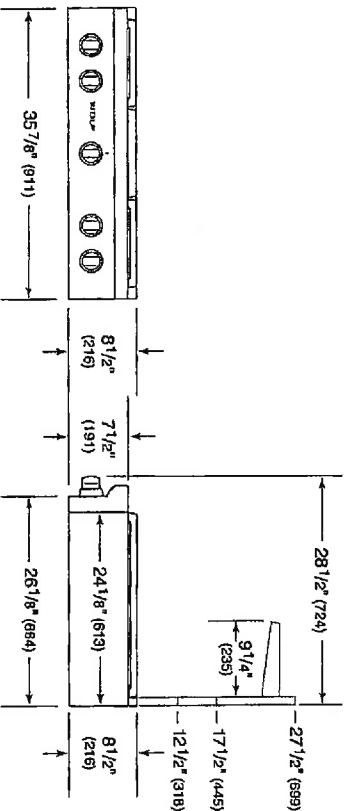
PRODUCT SPECIFICATIONS

| | | | |
|--------------------|-------------------------------|--|--|
| Model | SRT386 | | |
| Dimensions | 35 7/8"W x 8 1/2"H x 28 1/2"D | | |
| Weight | 220 lb | | |
| Electrical Supply | 110/120 VAC, 60 Hz | | |
| Electrical Service | 15 amp dedicated circuit | | |
| Gas Supply | 3/4" rigid pipe | | |
| Gas Inlet | 1/2" NPT female | | |

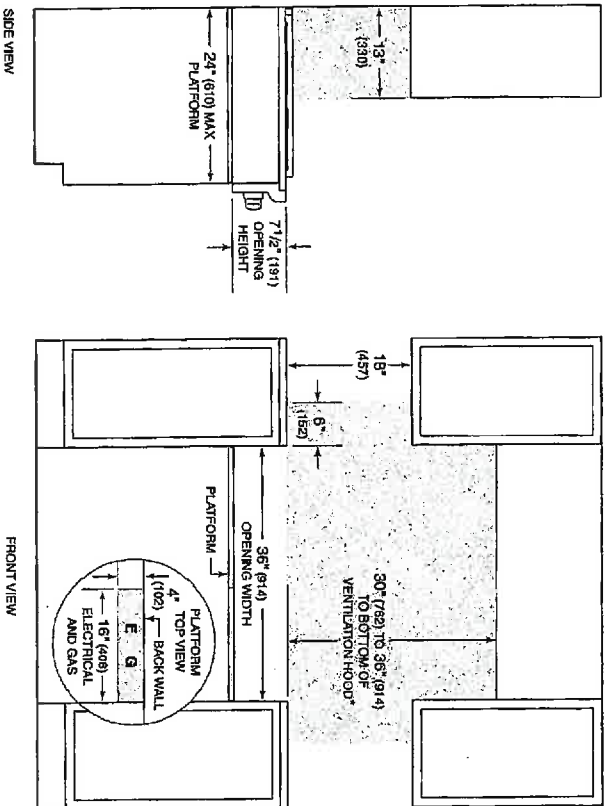
ELECTRICAL AND GAS



DIMENSIONS



STANDARD INSTALLATION



*Without ventilation hood, 36" (914) minimum clearance countertop to combustible materials, 44" (1118) for charbroiler.
NOTE: Shaded area above countertop indicates minimum clearance to combustible surfaces.
Electrical and gas supply located through bottom of platform.
For island installation, 12" (305) minimum clearance back of range to combustible rear wall above countertop.



THIS SKETCH IS PROVIDED SOLELY FOR REFERENCE TO THOSE ITEMS NOTED ON THE ACCOMPANYING "INTEGRATED EXTRAS". ALL OTHER DETAILS, DIMENSIONS & LAYOUTS ARE FOR ILLUSTRATIVE PURPOSES ONLY AND MAY NOT BE APPLICABLE TO OTHER MODELS. ALL DIMENSIONS, SPECIFICATIONS AND LOCATIONS ARE ONLY IF POSSIBLE AND APPROXIMATE.

SITE: *Zenice*
PURCHASER'S SIGNATURE: *[Signature]*

LOT #: *735*
DATE: *12/08/2016*


7/31/2016

Bosch® 800 Series 30" Speed Combination Microwave/Wall Oven - Stainless Steel | Sears Canada

Sears+

FREE SHIPPING ON ORDERS OVER \$99. SEE DETAILS. ▶

King City



Bosch® 800 Series 30" Speed Combination Microwave/Wall Oven - Stainless Steel

~~\$4,749.99~~
★★★★★ 4.4 | (21)

Compare at \$5599.89

Additional Discounts In Store

Item #: 22362555610

Online Availability: In-stock

Product features

Pricing cannot be combined with any other offers. Whatever your kitchen design, Bosch wall ovens offer optimum design flexibility. They integrate seamlessly into your kitchen, installing flush for a sleek European look or proud for a more traditional look. Bosch wall ovens look great installed together or separately, and can be installed horizontally for perfect design alignment next to another oven, or in a vertical stacked configuration. The HBL8751UC is a newly designed and engineered Bosch combination oven featuring a Microwave speedoven and traditional convection walloven with elegant touch controls. The Bosch Speedoven cooks faster than a traditional oven and can also be used as a microwave. The speedoven can be used as a microwave, small footprint oven or even a toaster oven. W- 2225556 Touch control with SteelTouch™ Buttons for Easier Operation of the Oven. SteelTouch™ buttons give the Bosch oven a sleek, streamlined appearance, and let you control the oven with the lightest touch

The Bosch Speed Oven Cooks Faster than a Traditional Oven and can be Used as a Microwave

Meat Probe- This built-in temperature gauge is perfect for keeping tabs on large roasts and poultry dishes. When your dish reaches the preset internal temperature, the oven beeps and turns itself off

EcoClean™ -Delivers improved energy efficiency by running for the shortest period of time possible

QuietClose™ Door- Dampened hinges softly and quietly guide the QuietClose™ door shut. It's premium engineering that you'll appreciate each time you close your oven

Genuine European Convection- a third heating element is used around the convection fan to circulate warm air more evenly throughout the oven cavity

Now you can replace your old wall oven with a Bosch wall oven without making modifications to your cut out

Bake:2,400W Broil:3,800W Convection:2,000W, 10 Specialized Cooking Modes, Custom Cook Modes , Upper Cavity : Microwave 1,000W/Bake600W, Broil 1,750/cnvcfn1,700

Included Accessories : 2 racks lower, Other Features: Star-K Certified, Timer settings : Alarm, Off, On, Timer, Self Clean option, Internal Cavity Light

See more products by Bosch®

Featured Products

| | | | |
|---|---|-----------------------------------|--|
| Nespresso® Prodigio Titan Coffee System | Nespresso® Prodigio & Milk Titan Coffee | Nespresso® Prodigio & Milk Silver | Nespresso® Prodigio Silver Coffee System |
| \$269.99 | \$319.99 | \$319.99 | \$269.99 |



THIS SKETCH IS PROVIDED SOLELY FOR REFERENCE TO THOSE ITEMS NOTED ON THE ACCOMPANYING "UPGRADES/EXTRAS". ALL OTHER DETAILS, DIMENSIONS & LAYOUTS ARE FOR ILLUSTRATIVE PURPOSES ONLY AND MAY NOT BE APPLICABLE TO PURCHASER'S MODEL. ALL DIMENSIONS, SPECIFICATIONS AND LOCATIONS ARE ONLY IF POSSIBLE AND APPROXIMATE.

SITE: *Zanaco* LOT #: *235*
PURCHASER'S SIGNATURE: *[Signature]* DATE: *12/29/16*

800 Series – Stainless Steel HBL8751UC



Cooking modes – upper cavity
Microwave, 12 Auto Programs (including Auto Defrost, Melt, Butter, Soften, Creamy Pizza), 9 Sensor Cook Programs, 9

| Dimensions & Weight | |
|--|-----------------------|
| Overall appliance dimensions (HxWxD)(in) | 46.0" x 26.5" x 17.0" |
| Required cutout size (HxWxD) (in) | 22.4" x 22.4" x 12.0" |
| Required cutout size (HxWxD) (in) | 23.0" x 23.0" x 12.0" |
| Oven cavity size – upper | 31.6" x 21.4" x 14.0" |

Bake, variable boil (tu & low),
Roast, warm, Sauté, Pipe,
Boil, Connected Bake,
Connection Bqil, Convection
Roast, size, Multicook,
Cleaning, European connection,
Conversion, Conversion,
Temperature Probe, Fast Preheat

Self Clean
be - lower

| | |
|--|-------------|
| Turntable – Metal Max. Cookware – upper | 12 3/4" dia |
| Turntable – Ceramic Max. Cookware – upper | 9 3/4" dia |
| Rack – Rectangular | 16" x 12" |

Incandescent

4.6 cu ft.

Features & Benefits

၁၂၂၂

Microwave power – upper cavity

Bake / broil element
wattages – upper cavity
Convection element

wattages – upper cavity
Bake / broil element
wattages – lower cavity

Convection element wattages – lower cavity

| | |
|-----------------------------|--|
| Watts (W) | |
| Circuit breaker (A) | |
| Voltage (V), Frequency (Hz) | |



*Wall oven only

50 Metastatic Rack

For help and assistance with Dash, please visit www.bond-dash.com/help/faq.html or call 1-800-944-4324. Also, please email sp@dash-pst.com to **Sp@Dash-PST**. Notes, All height, width and depth dimensions are shown in inches. BSH reserves the absolute and unrestricted right to change product materials and specifications, at any time, without notice. Consult the product's installation instructions for final dimensional data and other details prior to making order. Applicable product warranty can be found in accompanying product literature or you may contact your account manager for further details.

Warrantee: Best warrants that this Product is free from defects in materials and workmanship for a period of three hundred and sixty-five (365) days from the date of purchase. The foregoing limitation applies to the date of purchase and shall not be extended, renewed, or suspended, for any reason whatsoever. This Product is also warranted to be free from cosmetic defects in material and workmanship (such as scratches of stainless steel, faulty porcelain finishes, chip, dents, or other damage) to the finish of the Product, for a period of thirty (30) days from the date of purchase or closing date for new construction. This cosmetic warranty excludes slight color variations due to inherent differences in granite and porcelain parts, as well as differences caused by kitchen lighting, product location, or other similar factors. This cosmetic warranty specifically excludes any display, floor, "As Is," or "E" stock appliances.

For more information on our entire line of products, go to www.bosch-home.com/us or call 1-800-844-2904.

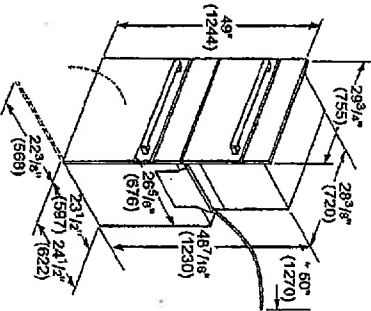
09/15

30" Speed Combination Oven

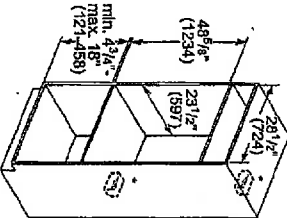
800 Series – Stainless Steel HBL8751UC



Installation Details




* Power conduit 5/8" (1270 mm) from the lower over.



* Junction box may be installed above, below, or to the left or right of the unit within range of the power conduit.

measurements in inches (mm)



For help and assistance with Bosch accessories please visit www.bosch-edi.com/eshop/bosch/us or call 1-800-944-2904 Mon-Fri 9am to 3pm PST. Notes: All height, width and depth dimensions are shown in inches. BSH reserves the absolute and unrestricted right to change product materials and specifications, at any time, without notice. Consult the product's installation instructions for their dimensional data and other details prior to making a cutout. Applicable product warranty can be found in accompanying product literature or you may contact your local BSH distributor for their assistance. BSH does not warrant the product for a period of three hundred and eighty (380) days from the date of purchase. The foregoing limitations apply to the product as shown in the drawings and specifications. The product is not warranted for any reason whatsoever. This product is also warranted to be free from cosmetic defects in material and workmanship (such as scratches of stainless steel, paint/porcelain blemishes, chip, dents, or other damage) to the finish of the product, for a period of thirty (30) days from the date of purchase or closing date for new construction. This cosmetic warranty excludes slight color variations due to inherent differences in painted and porcelain parts, as well as differences caused by kitchen lighting, product location, or other similar factors. This cosmetic warranty specifically excludes any display, floor, "As Is," or "As Stock" appliances. For more information on our entire line of products, go to www.bosch-home.com/us or call 1-800-944-2904. © BSH Home Appliances Corporation. All rights reserved. Bosch is a registered trademark of Robert Bosch GmbH.



THIS SKETCH IS PROVIDED SOLELY FOR REFERENCE TO THOSE ITEMS NOTED ON THE ACCOMPANYING "ORDER" DESCRIPTION. ALL OTHER DETAILS, DIMENSIONS & LA YOURS ARE FOR THE INSTALLATIVE PURPOSES ONLY AND MAY NOT BE APPLICABLE TO YOURS. BSH'S WAREHOUSE ALL DIMENSIONS SPECIFICATIONS & WEIGHTS ARE THE ONLY POSSIBLE AND APPROXIMATE.

SITE: *Paris Kitchens* LOT #: *235* DATE: *12/19/2016*

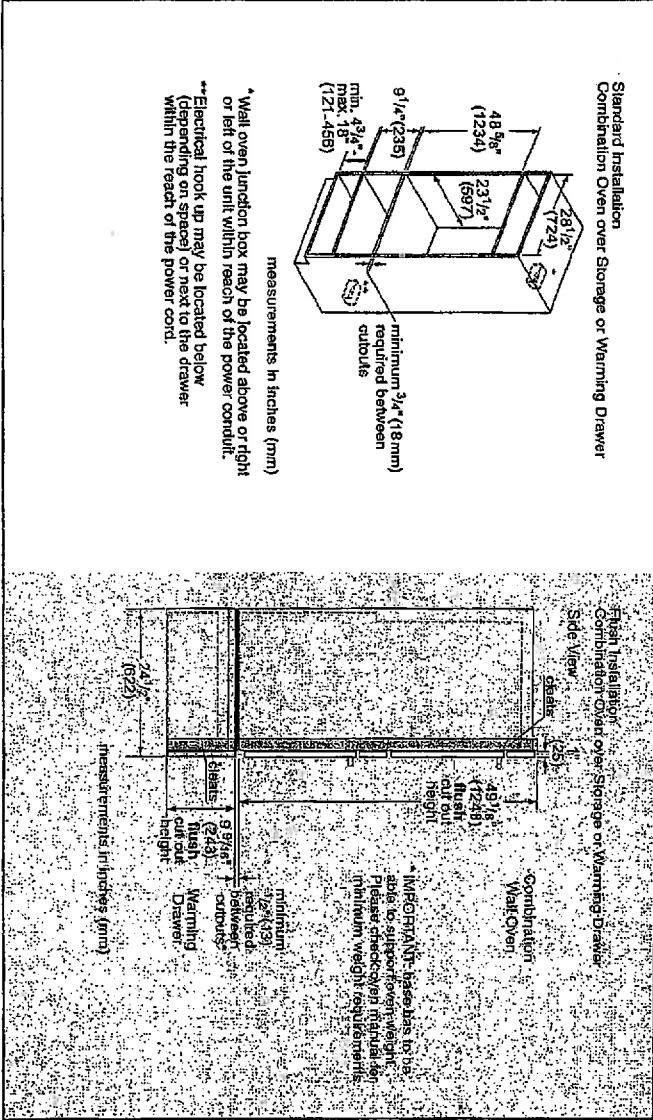
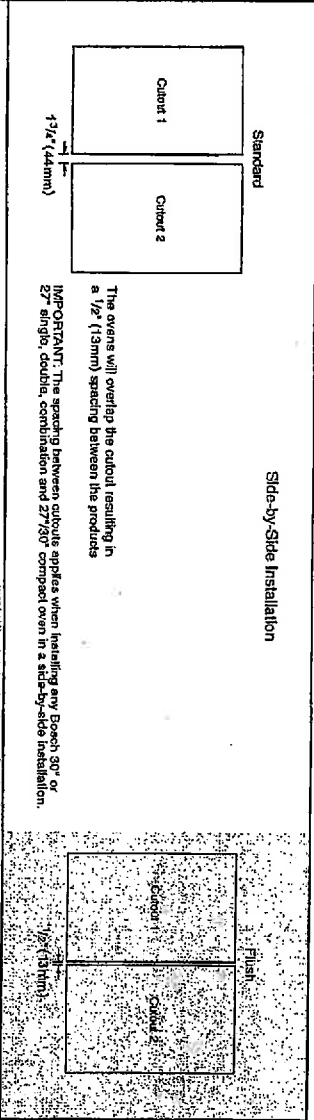
PARIS KITCHENS

30" Speed Combination Oven

800 Series – Stainless Steel HBL8751UC



Installation Details



For help and assistance with Bosch accessories please visit www.bosch-shop.com/eshop/bosch/us or call 1-800-944-2394 Mon-Fri 9am to 5pm PST Sat 9am to 3pm PST

Notes: All height, width and depth dimensions are shown in inches. BSH reserves the absolute and unrestricted right to change product materials and specifications, at any time, without notice. Consult the product literature for the most current information. BSH is not responsible for any damage to property or personal injury resulting from the use of the product. Please contact your account manager for further details.

Warranty: Bosch warrants that the Product is free from defects in materials and workmanship for a period of three hundred and sixty-five (365) days from the date of purchase. The foregoing limitation begins to run upon the date of purchase, and shall not be nullified, voided, extended, or suspended, for any reason whatsoever. This Product is also warranted to be free from cosmetic defects in material and workmanship (such as scratches of stainless steel, paint/porcelain blemishes, chip, dents, or other damage) to the finish of the Product, for a period of thirty (30) days from the date of purchase or closing date for new construction. This cosmetic warranty excludes slight color variations due to inherent differences in painted and porcelain parts, as well as differences caused by kitchen lighting, product location, or other similar factors. This cosmetic warranty specifically excludes any display, floor, "as is", or "B" stock appliances.

For more information on our entire line of products, go to www.bosch-home.com/us or call 1-800-944-2394

© BSH Home Appliances Corporation. All rights reserved. Bosch is a registered trademark of Robert Bosch GmbH.

09/15



THIS SKETCH IS PROVIDED SOLELY FOR REFERENCE TO THOSE ITEMS NOTED ON THE ACCOMPANYING "UNPACKING/EXTRAS" ALL OTHER DETAILS, DIMENSIONS & LAYOUTS ARE FOR INFORMATIONAL PURPOSES ONLY AND MAY NOT BE APPLICABLE TO YOUR CHASSIS MODEL. ALL DIMENSIONS, SPECIFICATIONS AND CONDITIONS ARE ONLY IF POSSIBLE AND APPROXIMATE

SITE: 22-06-01-01
PAIR'S KITCHENS SIGNATURE

LOT #: 235
DATE: 12/14/2016