

STANDARD APPLIANCE OPENINGS

The purchaser acknowledges the following standard spaces for kitchen appliances:

Range Conventional – 30" Width

Hood Fan – 30" Width (must be the same or larger as range opening as per Ontario Building & Fire Code)

Refrigerator – 36" W x 72" H (Approximate - height may change due to bulkheads)

Dishwasher – 24" Width

6" Exhaust Vent above stove

OTHER _____

UPGRADED APPLIANCE OPENINGS

*Check all that apply - NON-STANDARD APPLIANCE OPTIONS

NOTE: When upgrading appliances, there may be an additional charge to modify cabinetry and/or electrical and plumbing to accommodate the appropriate size from the manufacturer specifications of each appliance.

****MANUFACTURERS SPECIFICATIONS MUST BE ATTACHED****

36" / 42" Stove (Hood fan width will be the same as per Ontario Building Code)

Gas Stove

Slide-In Stove

Cooktop

*(Gas/Electric – Cut-out Charge & Plug Required)

Built-In Wall Oven

Hood Fan (may require larger vent, charges will apply – 6" is standard)

8" Vent / 10" Vent

Chimney hoods **CENTRE VENT ABOVE STOVE (clearance space will be left with this appliance will not butt up against cabinetry)

Built-In Microwave with Trim Kit

Built-In Microwave Drawer with Trim Kit

Warming Drawer

OTR – Over The Range Microwave *Plug required

Built-in Refrigerator/Sub Zero – If purchasing a side by side or French Door, the wall beside the door may be an issue if it is deeper than 24"

*Applicable charges may apply if required to due to space accommodations

*Note: Refrigerator Door Swing

Wine / Bar Fridge (electrical required)

Steam Oven / Built-In Coffee makers

Cargo Waste Bin systems

Front Load Washer & Dryer *(Specs required if installing counter above)

Stackable Washer & Dryer

____ **NOTE:** It is the Purchaser's responsibility to coordinate delivery, installation and hook up of appliances and to ensure they are installed as per Manufacturers specifications after closing.

____ Purchaser acknowledges responsibility for providing correct specification for such appliances. The purchaser agrees to deliver forthwith to the Builder the manufacturer's appliance specifications where the size exceeds the standard openings.

____ If specs not received, the standard openings as determined by Zancor Homes will be provided. If rework/repair is required due to late specs received, additional costs will be applied.

Appliance Specifications are to be sent to the Zancor Décor Centre no later than

Rec'd

Appliance Specifications received _____

Purchaser Signature _____

Date OCT 18/16

Purchaser Signature _____

Date _____

PROJECT

Castle South

LOT

22 South

Paris Kitchens Appliance Sign-off Form

245 West Beaver Creek Rd, Unit 2, Richmond Hill, On, L4B 1L7 T: 905.886.5751 F: 905.886.8858

SITE: ZANCOR HOMES - CASTLES OF KING CITY SOUTH

BUILDER NOTIFICATION FOR APPLIANCE SPECIFICATIONS

Please find attached appliance specifications, as provided and signed off by the purchaser. It is the responsibility of the builder to ensure that any electrical, water supply, gas fittings, venting and any other appliance requirements are reviewed with the purchaser directly. It is also the responsibility of the builder to ensure that they have all relevant appliance spec's, as required to ensure installation of said appliances.

Built-in appliance cut-out process:

- ☐ Once a date has been confirmed for the delivery of your appliances please contact our Customer Service Dept. at Paris Kitchens 905.886.5751
- ☐ We require at least **10 BUSINESS DAYS** notice to set up an appointment. We aim to schedule our Service Installers to complete the cut-out(s) the day after the appliances have been delivered. Please keep in mind that all appointments are scheduled between Monday to Friday from 8:00am to 3:00pm. (Not including holidays)
- ☐ After our Service Installers have completed the cut-out(s), the installation and connection of the appliances can proceed. We do not install or connect appliances; this must be arranged by the homeowner with the appropriate trades.
- ☐ Please sign-off on the attached package of:
APPLIANCE SPECIFICATIONS (PROVIDED BY PURCHASER)

Appliance specs provided:

***SEE ATTACHED SPECS

Built- In Appliance Installation Application

- ☐ FLUSH INSTALLATION - Built-in Fridge
- ☐ STANDARD INSTALLATION - Built-in Fridge
- ☐ FLUSH INSTALLATION - Built-in Oven/Micro
- ☐ EURO FIT - Built-in Oven/Micro
- ☐ STANDARD INSTALLATION - Built-in Oven/micro
- ☐ RANGE TOP BUMPED OUT BY _____"
- ☐ COOKTOP BUMPED OUT BY _____"

Purchaser Name (please print)

Purchaser Name (please print)

Signature

Signature

SIGN HERE

Standard appliance opening sign-off option:

If you have chosen not to supply appliance model's and specifications you may sign -off of "standard openings" provided below.

In doing this you are responsible that the appliances you purchase will fit into the openings provided.

- ☐ 37" wide X 73" high fridge opening
- ☐ 30 1/2" opening for freestanding range
- ☐ 24 1/8" for D/W
- ☐ 30" opening for hood/can

☐ microwave _____

Purchaser Name (please print)


Purchaser Name (please print)

Signature

Signature

LOT # 22 S KING CITY

Date: September 28, 2016



SUS4
SUS4

SUS4

- SUS4 36" 48" Motor: 2 x EBM 1100 cfm (Duct Size 8")
- SUS4 30" 1 x EBM 600 cfm (Duct Size 6")
- Pressure: 800 Pa
- Noise level: 66 dBA/5.1 sones

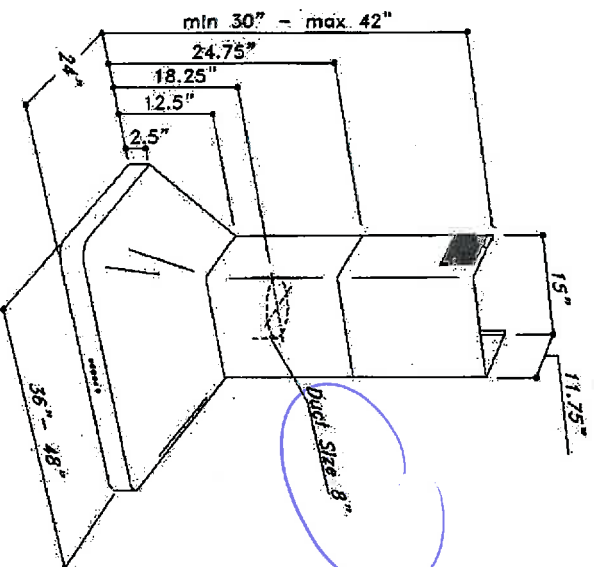
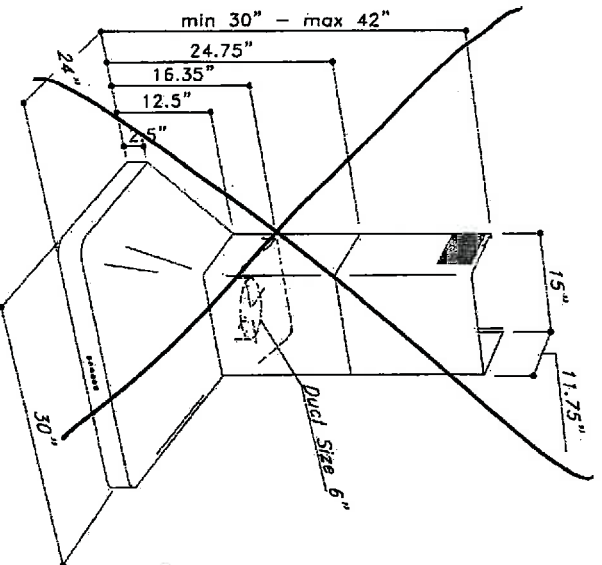


- Lighting:
 - 2x20W Halogen lamps in 30" version
 - 2x20W Halogen lamps in 36" version
 - 4x20W Halogen lamps in 48" version




- Control panel: 4 speed push-button + timer + light switch

- grease filter: commercial style baffle filters
- Stainless steel: AISI 430



Sirius



This sketch is provided solely for reference to those items noted on the accompanying "Upgrades" all other details, dimensions and layouts are for illustrative purposes only and may not be applicable to the purchaser's model. All dimensions, specifications, and locations are only if possible and approximate.

BUILDER:

Zanco

SITE:

Castles South

LOT:

Purchaser Signature

HPM

Date:

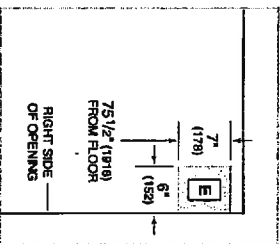
Oct 18/16



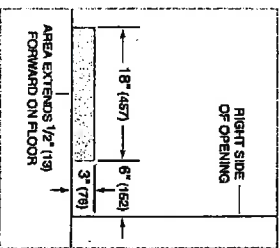
PRODUCT SPECIFICATIONS

Model	BI48S/O		
Dimensions	48"W x 84"H x 24"D		
Door Clearance	30"		
Weight	630 lb		
Refrigerator Capacity	19.1 cu ft		
Freezer Capacity	9.8 cu ft		
Electrical Supply	115 VAC, 60 Hz		
Electrical Service	15 amp dedicated circuit		
Plumbing Supply	1/4" OD copper, braided stainless steel or PEX tubing		
Plumbing Pressure	35-120 psi		
Receptacle	3-prong grounding-type		

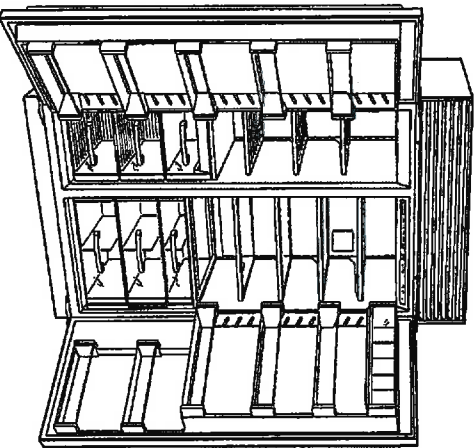
ELECTRICAL



PLUMBING

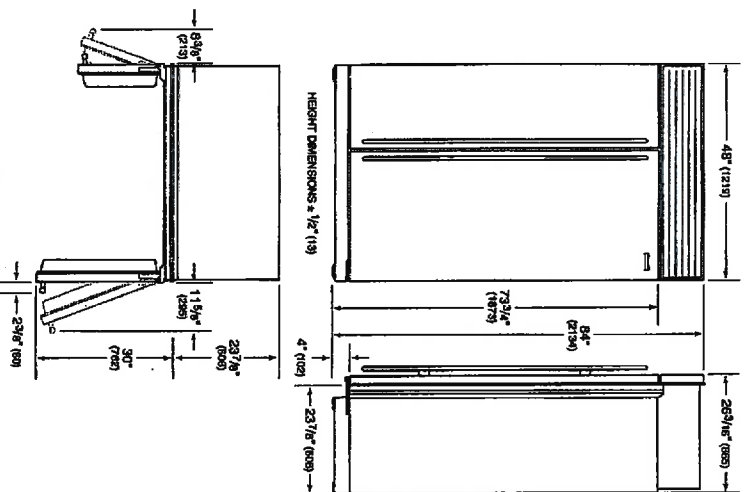


INTERIOR VIEW

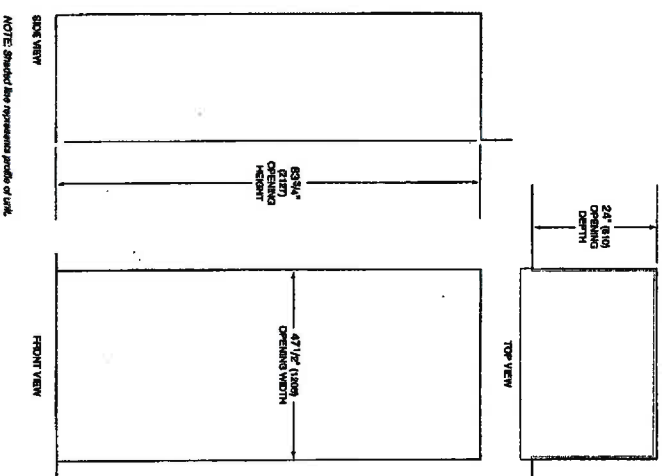


This illustration is intended for interior reference only and may not represent the exterior of the model being specified.

DIMENSIONS



STANDARD INSTALLATION



This sketch is provided solely for reference to those items noted on the accompanying "Upgrades" all other details, dimensions and layouts are for illustrative purposes only and may not be applicable to the purchaser's model! All dimensions, specifications, and locations are only if possible and approximate.

BUILDER: Zanco SITE: Castles South LOT: 22S
Purchaser Signature: Apurva Date: Oct 18/16



30" E SERIES TRANSITIONAL BUILT-IN SINGLE OVEN



SO30TE/S/TH


FEATURES

- 10 cooking modes make meals easy
- Three adjustable oven racks
- Cobalt blue porcelain interior
- Self clean, delayed start, timed cook, Sabbath mode and more
- Installs flush with surrounding cabinetry
- Dual convection oven for faster, more consistent cooking
- Temperature probe lets you know when it's done
- Rigorously tested in our U.S. manufacturing facilities for decades of use
- Exceptional 24/7 support from our Customer Care team in Madison
- Hidden bake element and recessed broil element

ACCESSORIES

- 30" baking sheet
- Bake stone kit (stone, rack and peel)
- Dehydration kit (racks and door stop)
- Full-extension easy glide oven rack
- Temperature probe and broiler pan
- Set of three standard oven racks

Accessories available through an authorized Sub-Zero dealer. For local dealer information, visit subzero-wolf.com/local.



This sketch is provided solely for reference to those items noted on the accompanying "Upgrades" all other details, dimensions and layouts are for illustrative purposes only and may not be applicable to the purchaser's model. All dimensions, specifications, and locations are only if possible and approximate.



BUILDER: Zahar SITE: Castles South LOT: 22S
Purchaser Signature: Alphin Date: OCT 18/16

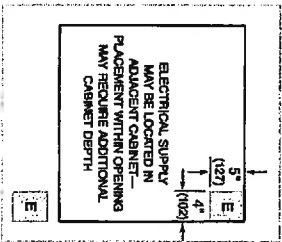
30" E SERIES TRANSITIONAL BUILT-IN SINGLE OVEN



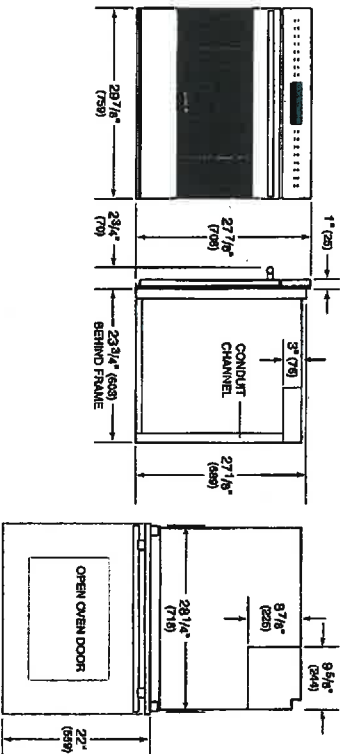
PRODUCT SPECIFICATIONS

Model	SO30TE/S/TH		
Dimensions	29 7/8"W x 27 7/8"H x 23 3/4"D		
Oven 1 Interior Dimensions	25"W x 16 1/2"H x 19"D		
Overall Capacity	4.5 cu ft		
Usable Capacity	2.8 cu ft		
Door Clearance	22"		
Weight	273 lb		
Electrical Supply	240/208 VAC, 60 Hz		
Electrical Service	30 amp dedicated circuit		
Conduit Length	4 feet		

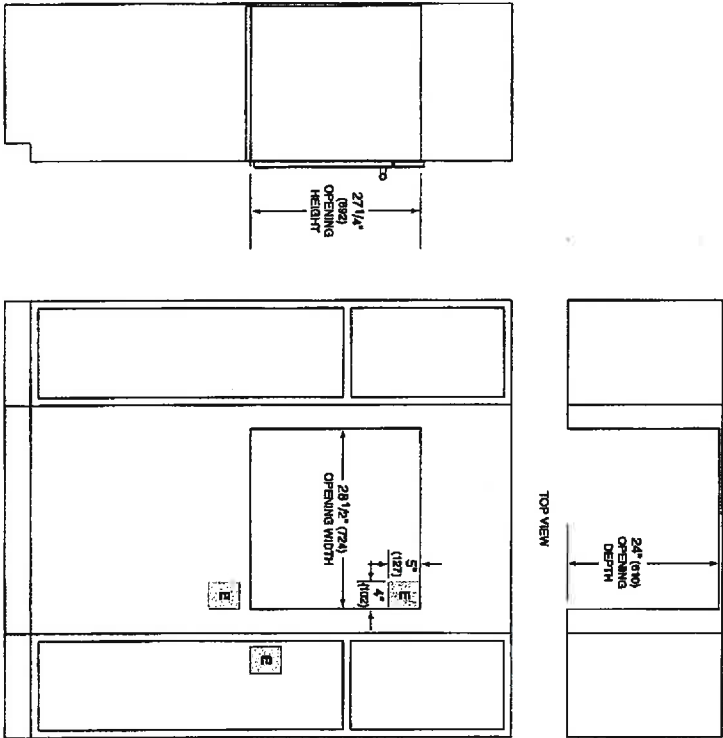
ELECTRICAL



DIMENSIONS



STANDARD INSTALLATION



NOTE: Location of electrical supply within opening may require additional cabinet depth.

This sketch is provided solely for reference to those items noted on the accompanying "Upgrades" all other details, dimensions and layouts are for illustrative purposes only and may not be applicable to the purchaser's model. All dimensions, specifications, and locations are only if possible and approximate.

BUILDER: Zaner SITE: Castles South LOT: 223

Purchaser Signature Paris Date: _____



30" E SERIES TRANSITIONAL DROP-DOWN DOOR MICROWAVE OVEN



MDD30TE/S/TH

FEATURES

Integrates into any kitchen

Matches E series ovens, coffee systems, convection steam oven

900 watts of power

Generous 1.6 cu. ft. capacity


Quick-start controls for popular items

Gourmet mode cooks automatically from preset recipes

"Keep Warm" mode

Rigorously tested in our U.S. manufacturing facilities for decades of use

Exceptional 24/7 support from our Customer Care team in Madison



This sketch is provided solely for reference to those items noted on the accompanying "Upgrades" all other details, dimensions and layouts are for illustrative purposes only and may not be applicable to the purchaser's model. All dimensions, specifications, and locations are only if possible and approximate.

BUILDER: Zaner

SITE: Castles South LOT: 228

Purchaser Signature

Alpin

Date: Oct 18/16

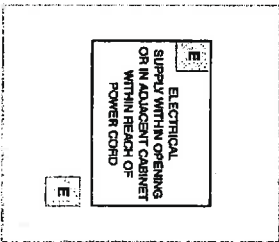
30" E SERIES TRANSITIONAL DROP-DOWN DOOR MICROWAVE OVEN



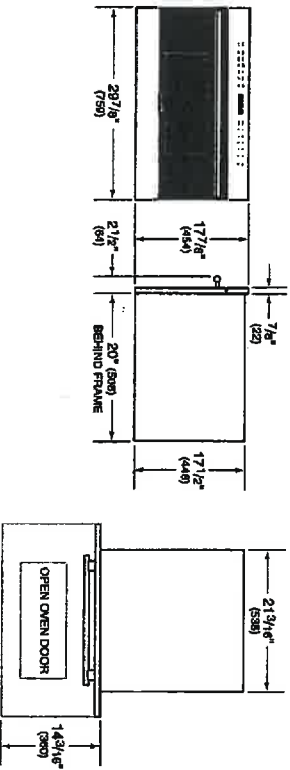
PRODUCT SPECIFICATIONS

Model	MDD30TES/TH	
Dimensions	29 7/8"W x 17 7/8"H x 20"D	
Door Clearance	14 3/16"	
Weight	80 lb	
Electrical Supply	120 VAC, 60 Hz	
Electrical Service	15 amp dedicated circuit	
Overall Capacity	1.6 cu ft	
Power Cord Length	4 feet	
Receptacle	3-prong grounding-type	

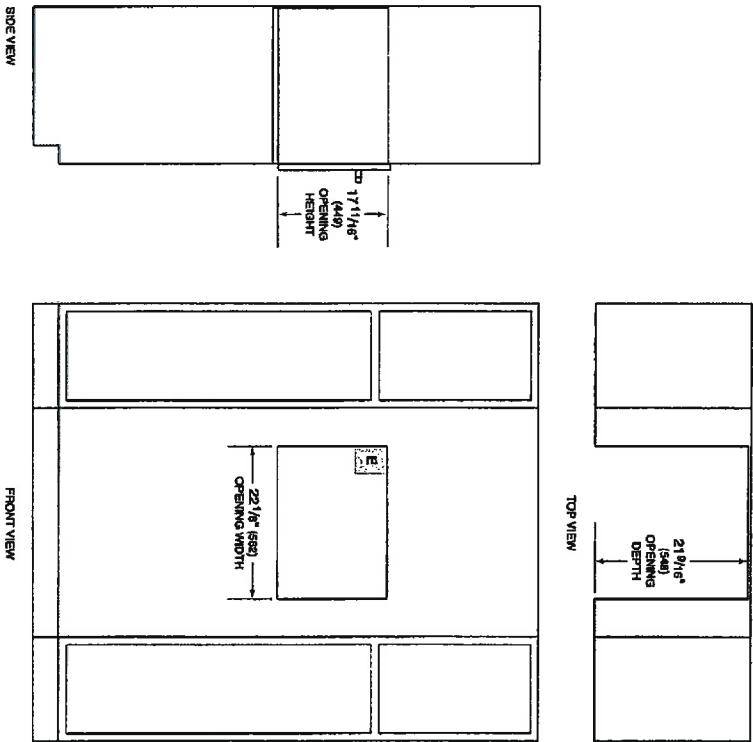
ELECTRICAL



DIMENSIONS



STANDARD INSTALLATION



This sketch is provided solely for reference to those items noted on the accompanying "Upgrades" all other details, dimensions and layouts are for illustrative purposes only and may not be applicable to the purchaser's model. All dimensions, specifications, and locations are only if possible and approximate.



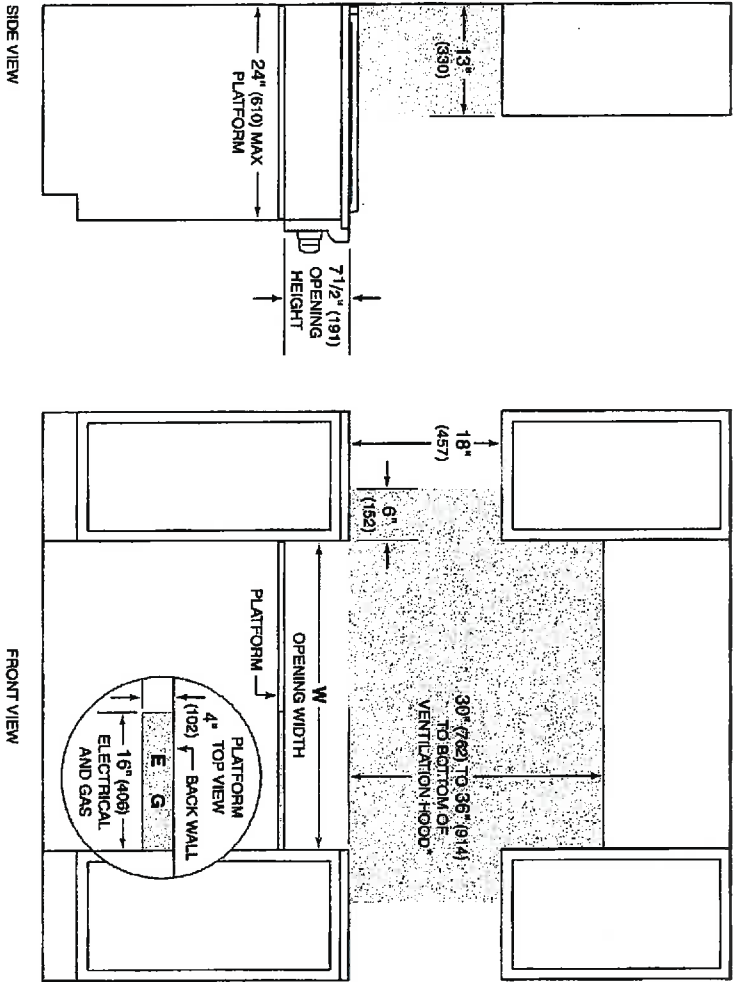
BUILDER: Parco SITE: Castle Rock LOT: 225
Purchaser Signature: Alvin Date: _____

SPECIFICATIONS

SRT 36 WOLF

Sealed Burner Rangetop

INSTALLATION



SIDE VIEW

FRONT VIEW

*Without ventilation hood, 36" (914) minimum clearance countertop to combustible materials, 44" (1118) for charcoal.

NOTE: Shaded area above countertop indicates minimum clearance to combustible surfaces.

combustible materials cannot be located within this area.

Electrical and gas supply located through bottom of platform.

For island installation, 12" (305) minimum clearance back of range to combustible rear wall above countertop.

OPENING WIDTH	
SEALED BURNER RANGETOP	
30" Model	30" (762)
36" Model	36" (914)
48" Model	48" (1219)

This sketch is provided solely for reference to those items noted on the accompanying "Upgrades" all other details, dimensions and layouts are for illustrative purposes only and may not be applicable to the purchaser's model. All dimensions, specifications, and locations are only if possible and approximate.

BUILDER: Zanco SITE: Castlesouth LOT: 225

Purchaser Signature: Hipini Date: _____

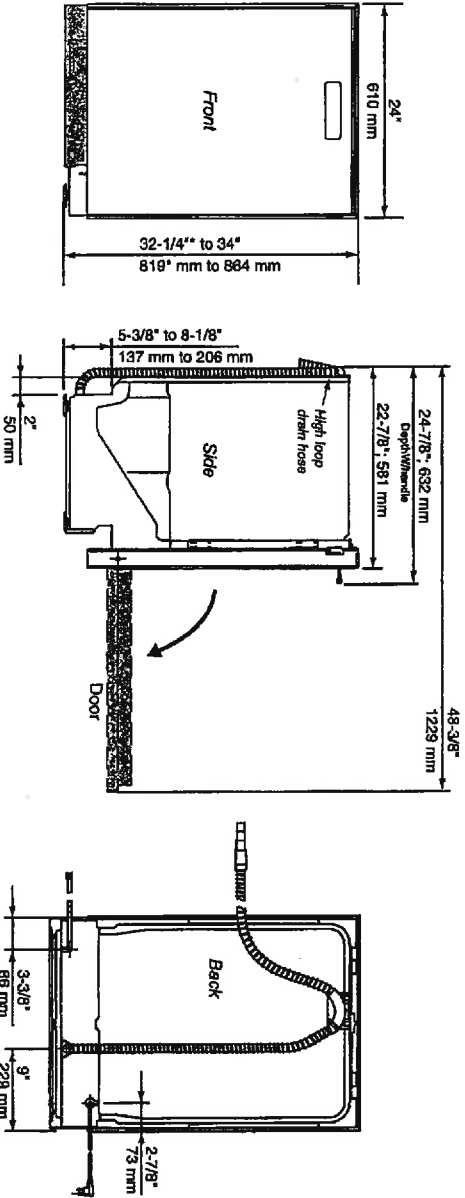
ADA AND XL DISHWASHERS

UNIT DIMENSIONS

	U.S.	Metric
Height (Adjustable)*	32-1/4" to 34"	819 mm to 864 mm
Width	24"	610 mm
Depth (Includes high loop)	22-7/8"	581 mm
Depth/W/handle (D5634ADAHS, D5624XLCS, D5634XLHS, D5638XLHS, D5644XLCS)	24-7/8"	632 mm
Depth W/Door Open	48-3/8"	1229 mm
Weight	108 lb	49 kg

Technical Data	
Electricity	120V, 60Hz, 15 amp
Water pressure	4.2 - 140 psi, 0.03-1.0 MPa, 0.3-10 Bar
Heating element	1200 watt
Max loading	1300 watt

* 32-1/4" (819 mm) height requires removal of top trim, and lowering side trim (2).



PREPARING THE LOCATION

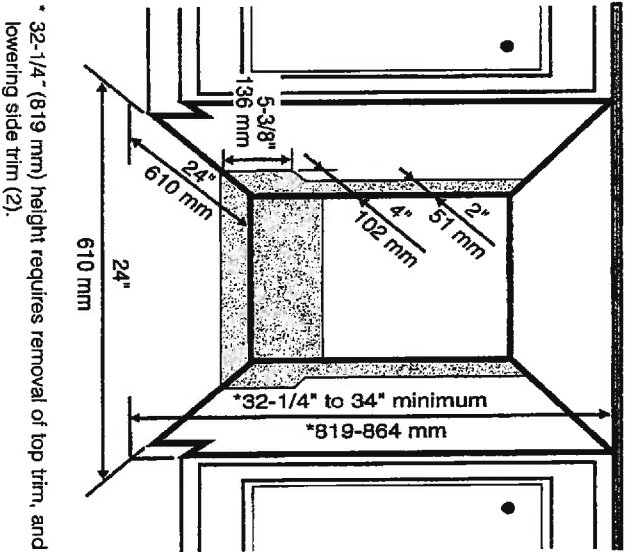
Cutout Dimensions	
U.S.	Metric
Height *32-1/4" to 34"	819 to 864 mm
Width 24"	610 mm
Depth 24"	610 mm

The best place for your dishwasher is in the kitchen near the sink. This makes it easier to connect the water and drain supply lines.

A built-in dishwasher must be enclosed on the top, both sides and the back.

The power-supply receptacle for the appliance shall be installed in a cabinet or on a wall adjacent to the undercounter space in which the appliance is to be installed.

The electrical and water supplies should enter through the area indicated by the shading on the illustration at right. Preferably, they should come through the right side of the machine. The access hole must be round and smooth and no bigger than 1-1/2" (38 mm) in diameter. If the partition is metal, it needs to be covered with an edge protector. Use caution when the appliance is installed or removed, to reduce the likelihood of damage to the power-supply cord.



CUSTOMER CARE CENTER 1-800-898-1879 • WWW.ASKONA.COM

This sketch is provided solely for reference to those items noted on the accompanying "Upgrades" all other details, dimensions and layouts are for illustrative purposes only and may not be applicable to the purchaser's model. All dimensions, specifications, and locations are only if possible and approximate.



BUILDER: Zaner SITE: Castles Sub LOT: 225
Purchaser Signature: [Signature] Date: _____