



PROJECT ZANCOR HOMES
LOT 32 KING'S RIDGE
KING CITY, ON

PREPARED BY KELLY HARVEY LIVING
145 ROMINA DRIVE
CONCORD, ON L4K 4Z9
PH | 1.800.418.8088

DATE ISSUED JUNE 20 2017
REV DATE N/A
REV NO. N/A

APPLIANCE SCHEDULE

105 LIVING ROOM

ITEM TYPE	DESCRIPTION	SUPPLIER	QTY
Gas Fireplace	Vector 50 Direct Vent Gas Firepalce #LV50 *Flush Frame and finishing trim in Stainless Steel and Shore Fire media on clear glass	Napoleon	1

110 FAMILY ROOM

ITEM TYPE	DESCRIPTION	SUPPLIER	QTY
Gas Fireplace	Linear 62 Gas Fireplace #LHD62N *Premium 4-sided Surround - Brushed Stainless Steel	Napoleon	1

114 KITCHEN

ITEM TYPE	DESCRIPTION	SUPPLIER	QTY
Single Door Freezer	36"F 1913 VI MasterCool Single Door Freezer	Miele ✓	1 → 15A
Single Door Refrigerator	36"K 1903 VI MasterCool Single Door Refrigerator	Miele ✓	1 → 15A
Wall Hood	36" DA6690 W Wall Hood w/Black Glass band w/ Conactivity	Miele ✓	1 → 6"
Induction Cooktop	37 1/8" 5-Burner KM 6386 Induction Cooktop ✓	Miele	1 → 50A
Steam Oven	24" DG 6600 PureLine SensorTronic Steam Oven ✓	Miele	1 → 20A
Speed Oven	24"H 6600 BM PureLine M Touch Speed Oven	Miele ✓	1 → 30A
Dishwasher	G 4998 Vi Futura Classic Plus 3D Series Dishwash *Full integrated/ panel ready installation	Miele	1 → 3TD PLUG



APPLIANCE SCHEDULE *Cont'd*

111 SERVERY

ITEM TYPE	DESCRIPTION	SUPPLIER	QTY
Built-in Coffee Machine	24" CVA 6805 Plumbed Built-in Coffee Machine ✓	Miele →	1 → 15A
Undercounter Refridgerator	24" Undercounter Refrigerator - Panel Ready - IC-2 ✓	Sub Zero →	1 → 15A

215 LAUNDRY

ITEM TYPE	DESCRIPTION	SUPPLIER	QTY
Front Load Washer	Front Load Washer #WM3770HVA	LG	1
Electric Dryer	Electric Dryer #DLEX3370W	LG	1

LOT 32

Miele

Print Page



36" F 1913 Vi MasterCool Single Door Freezer

Frozen has never looked so bright.

- Built-in
- Panel-ready
- Left-hinged
- Automatic Ice Maker
- BrilliantLight

LEFT SIDE
HINGE

Contact me about this product

Product Details	Downloads	Accessories	Recommended Products	ForeverCare	Reviews
Series					
Type	MasterCool				
Width					
Freezer capacity	18.8 cu. ft. / 532 L				
Width	36" (90 cm)				
Refrigeration Category					
Single door freezer	•				
Design					
Automatic ice cube maker	•				
Water filter	•				
Holds custom door panels (not included)	•				
Built-in	•				
Shelving					
Metal freezer baskets with adjustable compartments	•				
Full access storage drawers	•				
Lighting					
Halogen-based interior lighting system	•				
Features					
Bypass cartridge	•				
SuperFreeze function	•				

325 Castles

Door & temperature alarm

•

Temperature touch controls
(MasterCool™ controls)

•

Technical Specifications

Merging kit

KSK1002

Energy Star qualified

•

Door hinges

MaxLoad door

•

Door hinges (left/right)

left

[Back to Top](#)

32s Castles

Miele

Print Page



36" K 1903 VI MasterCool Single Door Refrigerator

A brighter way to see FRESH.

- Built-in
- Panel-ready
- Right-hinged
- MasterFresh food preservation ion system
- BrilliantLight

★★★★★ 4.6 (5)

2 LEFT SIDE
HINGE

Contact me about this product

Product Details	Downloads	Accessories	ForeverCare	Reviews
Series				
Type	MasterCool			
Width				
Refrigerator capacity	18.75 cu. ft. / 531 L			
Width	36" (90 cm)			
Refrigeration Category				
Single door refrigerator	•			
Design				
Holds custom door panels (not included)	•			
Built-in	•			
Shelving				
Full access storage drawers	•			
Drop-and-lock door bins	•			
Spill proof shelves	•			
Lighting				
Halogen-based interior lighting system	•			
Features				
MasterFresh food preservation system	•			
Dynamic cooling	•			
Door & temperature alarm	•			

325 Castles

Temperature & humidity touch controls
(MasterCool™ controls)

•

Independent cooling zones

•

Technical Specifications

Merging kit

KSK1002

Energy Star qualified

•

Door hinges

MaxLoad door

•

Door hinges (left/right)

right

[Back to Top](#)

32S Castles



Print Page



36" DA6690 W Wall Hood, with Black Glass Band with Con@ctivity

- Double sided blower moves up to 625 CFM
- Con@ctivity 2.0
- Integrated LED lighting
- Dishwasher safe metal filters
- Vented or recirculating

Contact me about this product



6"

Product Details	Downloads	Recommended Products	ForeverCare	Reviews
Width				
Telescopic height adjustment (range)				
Width				
36" (90 cm)				
Design				
Rectangular shaped				
Black glass band				
Stainless steel				
Controls				
Front mounted controls for lights/4 fan speed				
CFM				
CFM				
625				
Lighting				
LED lighting				
Circulation				
Recirculated application				
Vented application				
Hood Integration				

325 Castles

Wall hood

Operation

Delayed shutdown for 5 and 15 minutes

Programmable filter saturation indicator

Double-sided blower

Clean Cover

Silence package

Dishwasher-safe metal filters

Con@tivity 2.0

Accessories and custom options

Telescopic chimney

Wall Vent

Telescopic chimney

Custom height solutions

Active charcoal filters

DMK150

DKF12-1

[Back to Top](#)

325 Castles

Print Page

37 1/8" 5-Burner KM 6386 Induction Cooktop

★★★★★ 4.2 (13)



Contact me about this product

50 AMP

Product Details	Downloads	Recommended Products	ForeverCare	Reviews
Width				
Width		37 1/8"		
Cooktop Type				
Type		Induction Cooktop		
Design				
Black ceran glass surface with stainless steel trim				
Number of Heating Elements				
Number of heating elements		5		
Controls				
Direct Select Plus touch controls		•		
Front control panel		•		
Touch controls		•		
Features				
PowerFlex		•		
Stop & go function		•		
Memory function		•		
Keeping warm function		•		
Safety switch off		•		
Automatic switch off		•		
Auto heat		•		

325 Castles

Residual heat indicators for each element	•
Twin booster function	•
Single booster function	•
Automatic pot size recognition	•
Timer/minute minder	•

[Back to Top](#)

325 Castles

Print Page



24" DG 6600 PureLine SensorTronic Steam Oven

For 208 V or 240 V installation

- SensorTronic Display (5-Line text TFT)
- MultiSteam module with LED lighting
- Over 150 MasterChef automatic programs
- Automatic menu cooking
- Easy to clean stainless steel cavity

★★★★★ 4.0 (2)

20 Amp

Contact me about this product

Product Details	Downloads	Accessories	ForeverCare	Reviews
Series				
Product design line	PureLine			
Width				
Size in inches	24"			
Oven Type				
Steam oven	•			
Design				
ClearView Door	•			
CleanTouch Steel with PureLine handle	•			
Controls				
SensorTronic	•			
Oven Interior & Lighting				
Interior oven usable volume	38 L			
Identification of shelf levels	•			
LED Lighting	•			
Programs				
Universal Steam Mode + Menu Cooking	•			
MasterChef Programs	>150			
Defrost	•			
Canning	•			

32S Castles

Reheat	•
Proof	•
Sanitize Cookware	•
Favourites	Up to 20
Keep Warm	•
Blanching	•
Safety and Convenience	
Appliance cooling system	•
Cool touch fronts	•
System Lock	•
Safety switch-off	•
Appliance Care	
CleanGlass door	•
External steam generator	•
Quick release side racks	•
Descaling	•
Easy to clean stainless steel cavity	•
Features	
Metric/Imperial conversion	•
Temperature display (F/C)	F/C
Date display	•
Multilingual display	•
Timer	•
Digital display	•
Voltage	208 V or 240 V installation
Accessories Included	
Solid stainless steel drip pan	1
Wire rack (stainless steel)	1
GN 1/3-40, perforated container	2
GN 1/2-40, perforated container	1

[Back to Top](#)

325 Castles

Lot 32

Miele

Print Page



24" H 6800 BM PureLine M Touch Speed Oven

- M Touch Display (Multi colour clear text TFT)
- Full convection oven, full microwave and full combination modes
- Popcorn function
- Roast probe
- CleanGlass door

★★★★★ 4.7 (9)

30 AMP

Contact me about this product

Product Details	Downloads	Accessories	Recommended Products	ForeverCare	Reviews
Series					
Product design line			PureLine		
Width					
Size in inches			24"		
Oven Type					
Oven			•		
Speed oven			•		
Single oven			•		
Microwave oven			•		
Design					
CleanTouch Steel with PureLine handle			•		
Controls					
M Touch			•		
Oven Interior & Lighting					
Interior oven usable volume			43 L		
Identification of shelf levels			•		
Number of convection fans			1		
Halogen lighting			•		
Programs					

32S Castles

Popcorn	•
Rapid Pre-heat	•
Sabbath Program	•
Favourites	Up to 20
Minute Plus	•
Pizza	•
Slow Roasting	•
Warm-up Cookware	•
Combi Auto Roast	•
MasterChef Programs	•
Auto Roast	•
Gentle Bake	•
Maxi Broil	•
Convection Bake	•
Surround	•
Bake	•
Convection Broil	•
Defrost	•
Dehydrate	•
Reheat	•
Proof	•
Microwave	•
Combi Bake	•
Micro Broil	•
Combi Broil	•
Intensive	•
Safety and Convenience	
Appliance cooling system	•
Cool touch fronts	•
System Lock	•
Safety switch-off	•
Appliance Care	
PerfectClean interior finish	•
CleanGlass door	•
Features	
Digital display	•
Multilingual display	•
Timer	•

325 Castles

Date display	•
Temperature display (F/C)	F/C
Metric/Imperial conversion	•
Accessories Included	
Baking trays	2
Wire rack with PerfectClean	1
Roast probe	1
Boiling stick	1


[Back to Top](#)

325 Castles

Lot 32

Miele

Print Page



G 4998 Vi Futura Classic Plus 3D Series Dishwasher

Fully-integrated, full-size dishwasher with hidden control panel, cutlery basket and 5 programs.

- Energy Star Qualified
- Save up to 40% more electricity - hot water connection
- Very easy door opening and closing – ComfortClose
- Every piece of dishware has its place – Miele basket design
- Maximum versatility - Height-adjustable upper basket

Contact me about this product

Product Details	Downloads	Accessories	ForeverCare	Reviews
Series				
Series name	Classic Plus 3D			
Width				
Full size (60 cm)	•			
Number of place settings	13			
Design				
Black Toe-Kick Included	•			
Requires custom panel	•			
Fully integrated	•			
Control Panel				
Hidden control panel	•			
Straight control panel	•			
# of Wash Programs				
Number of wash programs	5			
Basket				
Comfort Basket	•			
Wash Programs				

329 Castles

Range of temperature settings	40-75°
Normal	•
Express	•
Pots & pans	•
Rinse & hold	•
SaniWash	•

Features

Double WaterProof System	•
ThermoSave	•
Countdown timer	•
Delay start	•
ComfortClose	•
AutoSensor	•
Short	•
Energy Star qualified	•
Active condensation drying	•
Ultra quiet acoustics rating	46 dB
Annual energy consumption	270 kWh

Cutlery Configuration

Cutlery basket	•
----------------	---

[Back to Top](#)

325 Castles



CVA 6805

Built-in coffee machine with bean-to-cup system, versatile Miele coffee maker meets the highest demands.

- Perfect results and intense coffee flavour - AromaticSystem ①
- Fully automatic perfection - OneTouch for Two ①
- Unique automatic sensing of cup height - CupSensor ①
- Innovative and convenient milk system - EasyClick milk system ①
- Convenient cleaning for care and maintenance - Cleaning programs



★★★★★ 4.4 (12)

Price: \$ 5,799.00*

* Excludes all applicable taxes and delivery charges

[Find a retailer](#)



SAVE 10% and receive a FREE 5 Year Warranty on all Miele Cooking Appliances

[Learn more](#)

waterline

15 AMP

[Downloads - CVA 6805](#)

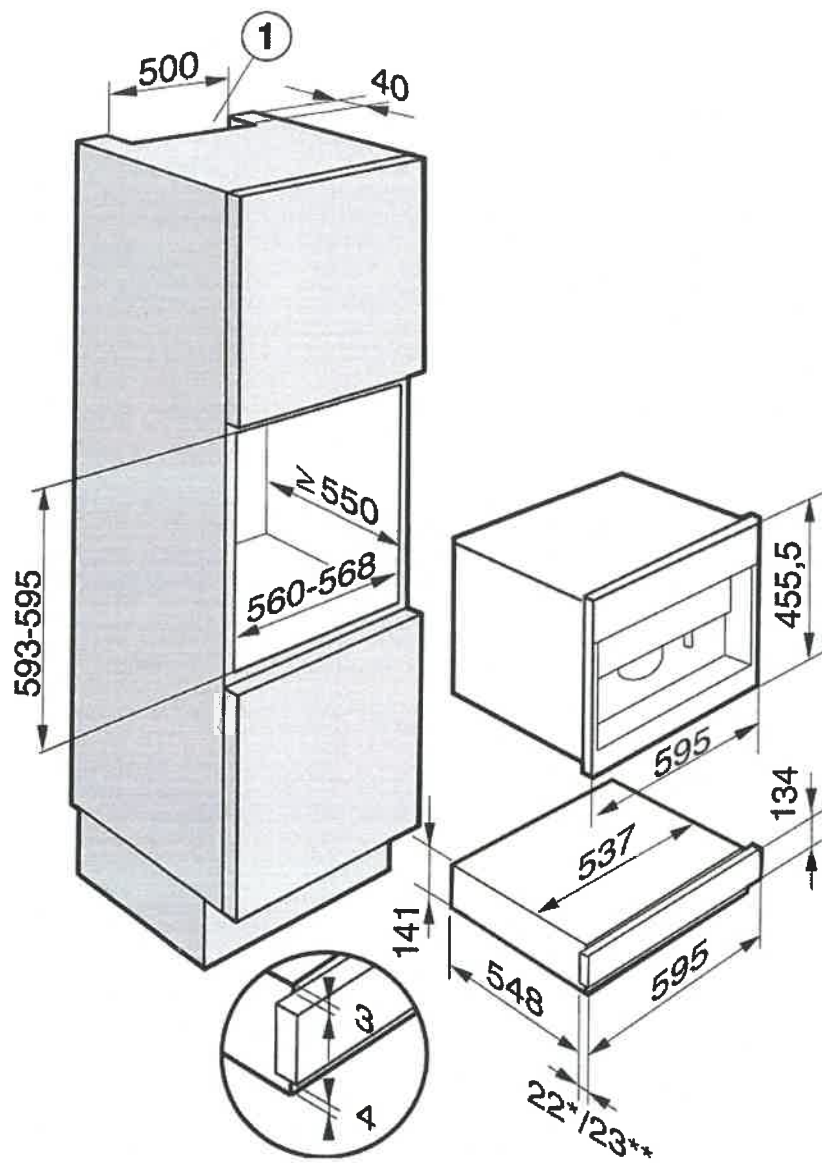
Installation drawings

Installation drawings

Whether you wish to replace an existing appliance or are planning a new kitchen - all relevant installation drawings for your Miele appliance can be found here. To download an installation diagram, please click on the corresponding image and the high resolution version will be displayed. Right click to download and save the image to your computer. Please note that our appliances should only be installed and serviced by an approved specialized company. Please call us if you have questions. We will gladly advise you.

[Download installation drawings in PDF format](#)

32s Castles



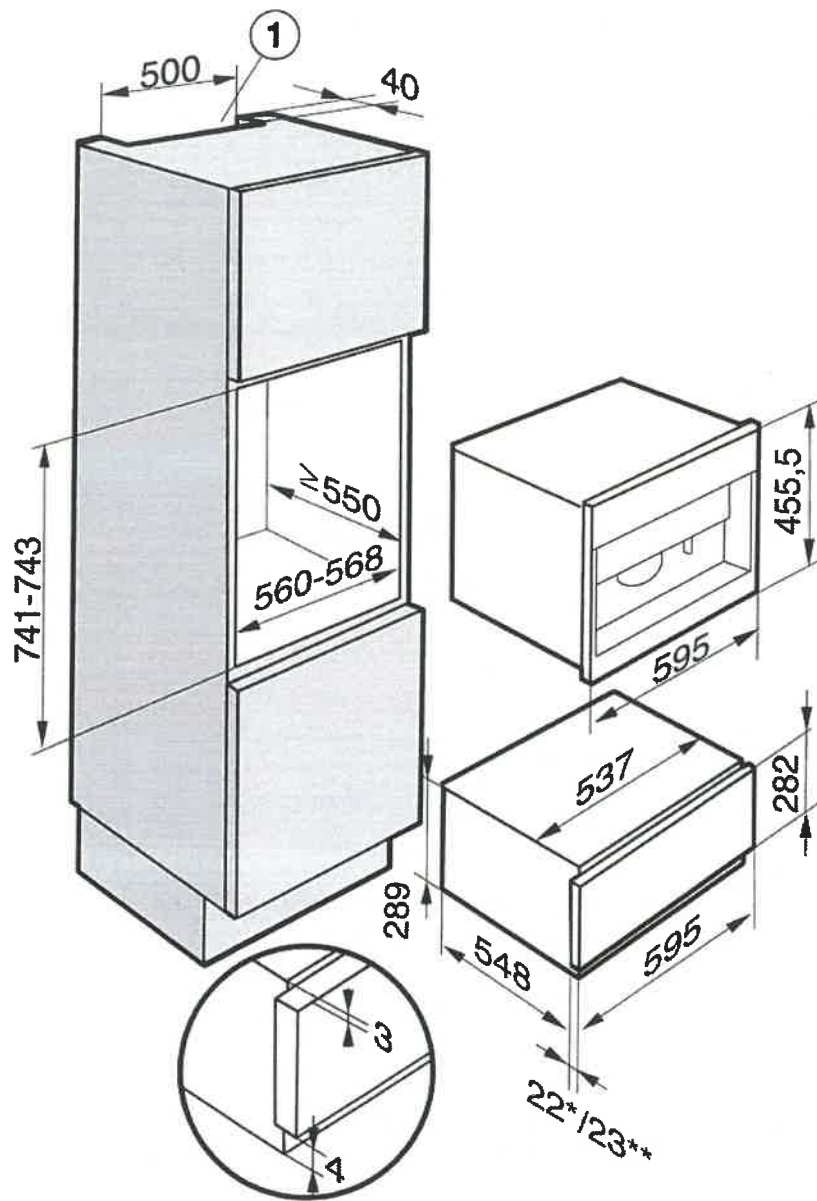
explanations

ESW 6114, ESW 6214 (Installation drawing)

* appliances with glass front

** Appliances with metal front

32s Castles



explanations

ESW 6129, ESW 6229 (Installation drawing)

* appliances with glass front

** Appliances with metal front

For further installation details, please click the following link to access our Specification Library:

[Specification Library](#)

*Excludes all applicable taxes and delivery charges

Subject to technical changes; no liability accepted for the accuracy of the information given!

32S Castles

24" UNDERCOUNTER REFRIGERATOR - PANEL READY

SUB-ZERO

C-24R



FEATURES

- Compact unit fits in anywhere
- ENERGY STAR qualified
- Temperature range from 34°F to 45°F
- Easy-access touch control panel
- Bright interior lighting
- Clear utility bin for smaller items
- Two-liter bottle storage in door
- Spill-proof glass shelves for easy clean-ups
- Rigorously tested in our U.S. manufacturing facilities to ensure decades of use
- Exceptional 24/7 support from Madison, WI-based Customer Care team

ACCESSORIES

- Dual Installation Kit
- Stainless steel pro handles
- Stainless steel tubular handles
- Stainless steel front panels with tubular or pro handles
- Door lock
- Dual installation kits
- Silver or black dual wide kickplate

Accessories are available through an authorized Sub-Zero dealer.
For local dealer information, visit subzero-wolf.com/locator.



HANDLE ACCESSORIES

PRO



TUBULAR



PRODUCT DETAILS

REFRIGERATOR

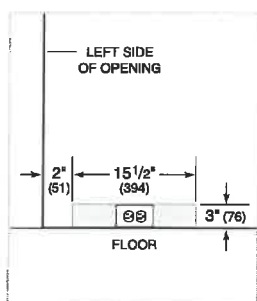
- 2 Adjustable glass shelves
- 1 Stationary glass shelf
- 2 Door shelves
- Utility bin

32S Castles

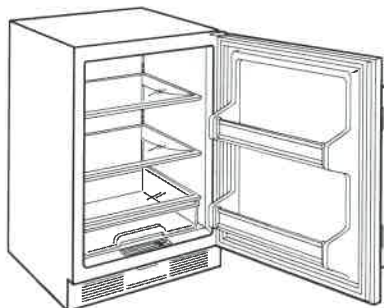
PRODUCT SPECIFICATIONS

Model	UC-24R
Dimensions	23 7/8"W x 34"H x 24"D
Door Clearance	25 3/8"
Weight	130 lbs
Refrigerator Capacity	5.7 cu. ft.
Electrical Supply	115 VAC, 60 Hz
Electrical Service	15 amp dedicated circuit
Receptacle	3-prong grounding-type

ELECTRICAL

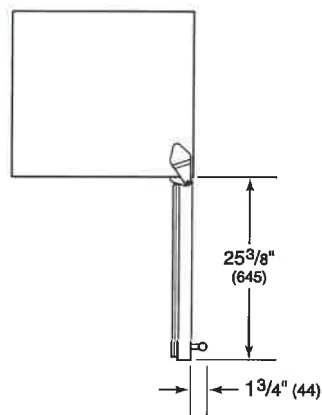
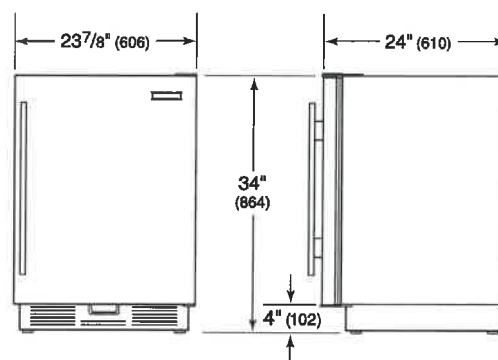


INTERIOR VIEW

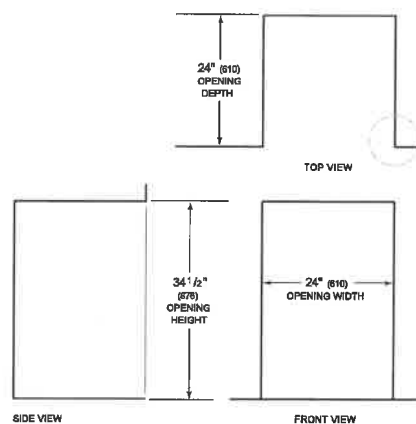


This illustration is intended for interior reference only and may not represent the exterior of the model being specified.

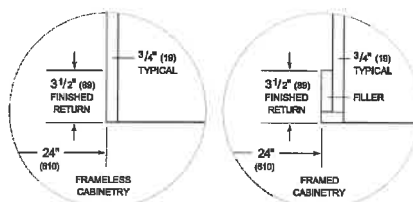
DIMENSIONS



STANDARD INSTALLATION



NOTE: 3 1/2" (89) finished returns will be visible and should be finished to match cabin



32S castles

LOT 32
LAUNDRY

FRONT LOAD WASHERS

WM3770HVA

Performance

- 5.2 cu.ft. Ultra Large Capacity with NeveRust™ Stainless Steel Drum (IEC)
- DirectDrive™ Motor for the Ultimate in Durability and Reliability with 10 Year Warranty
- 10° TiLTub™ for Easy Reach into the Rear of the Drum
- 1300 RPM Powerful Spin for Efficient Water Extraction

Intelligent Fabric Care

- TurboWash™ Technology
- Steam Technology
- ASC Certified Allergiene™ Cycle
- NSF Certified Sanitary Cycle
- ColdWash™ Technology
- 6Motion™ Technology
- NFC Tag On
- SmartDiagnosis™
- TrueBalance™ Anti-Vibration System
- Magnet Ventilation
- SenseClean™ System for Intelligent Fabric Care
- 12 Washing Programs and 5 Temperature Settings
- Delay Wash up to 19 hours for Washing Convenience

Style and Design


- Upfront Electronic Control Panel with Dual LED Display and Dial-A-Cycle™
- Large Chrome Rimmed Glass Door with Dark Blue Tinted Cover

Technology Benefits

- LoDecibel™ Quiet Operation
- Highly Energy and Water Efficient



Graphite Steel



32s Castles



Fast Forward your Laundry

Tired of spending hours on end finishing your family's laundry? Now, those days are gone. LG's revolutionary TurboWash™ Technology allows you to save 20 minutes on larger loads, with outstanding cleaning performance! It's like pressing the fast forward button on your laundry.

Deep Clean with Steam

LG Steam Technology penetrate fabric to remove soil and enhance cleaning results, it also removes common household allergens. The Allergiene™ cycle gently removes over 95% of common household allergens, like dust mites and pet dander from even the most delicate fabrics. It's so effective it's certified by the Asthma Society of Canada (ASC).

More Free Time

Towers of towels, piles of sweatshirts, and a mountain of jeans? Go for it. The ultra large capacity (5.2 cu.ft.) washer lets you do more laundry in fewer loads. That's time well saved.

Count On It

When you buy a washer, you don't want to worry that it won't last. Because the DirectDrive™ Motor uses fewer moving parts and operates more efficiently, LG confidently backs the motor with a 10-year warranty.

NFC Tag On

Easily change and customize cycles with a simple tap of a smart phone app. Can't find a cycle you need? There's an app for that. Your laundry just got a little bit smarter.

Call, Connect, Resolve

SmartDiagnosis™ uses self-diagnosing technology that can communicate 24/7 with LG customer service over the telephone providing you with comfort and reliability.

All the Right Moves

With 6Motion™ Technology, each wash cycle combines up to 6 different wash motions to provide a revolutionary cleaning experience and ultimate fabric care.

PRODUCT FEATURES

TYPE	
Front Loader	•
Design Lock	Front Control
Intelligent Electronic Controls with Dual LED Display	•
Dial-A-Cycle™	•
Capacity	IEC 5.2 cu.ft.

TYPE	
Energy Star	•

WASH PROGRAMS	
12 Programs	Cotton/Normal, Bulky/Large, Perm. Press, Delicates, Download, Speed Wash, Tub Clean, Sanitary, Allergiene™, Heavy Duty, Towels, Bright Whites™
10 Options	Prewash, Rinse+Spin, TurboWash™, Extra Rinse, Child Lock, ColdWash™, Steam, FreshCare™, Delay Wash (up to 19 hours), Add Garment
5 Wash/Rinse Temperatures	Extra Hot, Hot, Warm, Cold, Tap Cold (All Cold Rinses)
5 Spin Speeds	Extra High (1300 max), High, Medium, Low, No Spin
No. of Water Levels	Automatically adjusts to the size of load
No. of Soil Levels	5

FABRIC CARE FEATURES	
TurboWash™	•
Steam	•
Allergiene™ Cycle	•
ColdWash™	•
6Motion™	•
SenseClean™ System	•

CONVENIENCE FEATURES	
4 Tray Dispenser	Prewash, Main Wash (with liquid detergent cup), Bleach, Fabric Softener
TrueBalance™ Anti-Vibration System	•
NFC Tag On	•
SmartDiagnosis™	•
Load Sense	•
Status Indicator(s)	•
End of Cycle Signal	•

Child Lock	•
Auto Suds Removal	•
Forced Drain System	•
Internal Water Heater	•
Easy Loading TiTub™	•
Leveling Legs	4 Adjustable Legs
LoDecibel™ Quiet Operation	•

MOTOR AND AGITATOR	
Motor Type / Motor Speed / Axis	Direct Drive / Variable / Horizontal

MATERIALS AND FINISHES	
NeveRust™ Stainless Steel Drum	•
Cabinet	Painted Steel
Control Panel	Plastic
Top Plate	Painted
Transparent Glass Door	•
Door Rim	Large Chrome Rimmed Glass Door with Dark Blue Tinted Cover
Available Colours	Graphite Steel (V)

POWER SOURCE	
Ratings / Electrical Requirements / Type	UL Listed / 120V, 10 Amps / Electric

OPTIONS	
Pedestal	WDP4V
Pedestal (WxHxD)	27" x 13 3/5" x 25 2/5"
Stacking Kit	KSTK1

DIMENSIONS	
Product (WxHxD)	27" x 38 11/16" x 29 3/4" (51" D with door open)
Carton (WxHxD)	29 1/2" x 43 5/16" x 31 5/16"
Weight (Product/Carton)	202.8 lbs/224.8 lbs

UPC CODES	
WM3770HVA (Washer)	772454 067594
WDP4V (Pedestal)	772454 052866
KSTK1 (Stacking Kit)	772454 059896

WARRANTY	
	1 Year Parts and Labour
	5 Years Part on Drum
	10 Years Part on DirectDrive™ Motor



LG ELECTRONICS CANADA INC.

20 Norelco Drive, North York, Ontario M9L 2X6

Tel: 647-253-6300 | LG.com

Customer Service & Parts

1-888-542-2623

Design, features and specifications are subject to change without notice.
Non-metric weights and measurements are approximate.
All trademarks are property of their respective owners.

Printed in August 2016

325 Castles

LOT 32
LAUNDRY

ELECTRIC DRYERS



Graphite Steel

DLEX3370V

Performance

- 7.4 cu.ft. Ultra Large Capacity with Aluminized Alloy Steel Drum (Alcosta)

Intelligent Fabric Care

- TrueSteam™ Technology
- SteamFresh™ Cycle
- SteamSanitary™ Cycle
- ReduceStatic™ Option
- EasyIron™ Option
- Sensor Dry System for Intelligent Fabric Care and Energy Efficiency
- Precise Temperature Control with Variable Heat Source
- NFC Tag On
- SmartDiagnosis™
- 10 Drying Programs
- 5 Temperature Settings
- 3 Minute Installation Check
- FlowSense™ Duct Clogging Indicator
- Wrinkle Care Option
- Energy Saver Option
- Custom Program
- Damp Dry Signal

Style and Design

- Upfront Electronic Control Panel with Dual LED Display and Dial-A-Cycle™
- Chrome Rimmed Glass Door

Technology Benefits

- LoDecibel™ Quiet Operation

ELECTRIC DRYERS

Harness the Power of Steam

LG's **TrueSteam™ Technology** uses a steam generator to produce real steam right into the dryer giving you unique cycle options that remove wrinkles, odours, static and allergens.

The Quick Fix

Late for the party and no time to iron your favourite outfit? The **SteamFresh™ Cycle** refreshes and reduces wrinkles in up to five garments at a time with one 20-minute dryer cycle.

Refresh and Sanitize

SteamSanitary™ Cycle refreshes and sanitizes dry items in the steam dryer. The SteamSanitary™ Cycle kills bacteria on your clothes and is great for decorative pillows and other non-washable items.

Dry Big Loads

Accurately dry big and bulky loads with **7.4 cu.ft. ultra large capacity**. Less time in laundry room, more time for life.

NFC Tag On


Easily change and customize cycles with a **simple tap of a smart phone app**. Can't find a cycle you need? There's an app for that. Your laundry just got a little bit smarter.

Call, Connect, Resolve

SmartDiagnosis™ uses self-diagnosing technology that can communicate 24/7 with LG customer service over the telephone providing you with comfort and reliability.

Accurate Drying

LG's **Sensor Dry System** measures the moisture levels during the cycle and automatically adjusts the drying time, assuring you get dry laundry every time.



LG ELECTRONICS CANADA INC.

20 Norelco Drive, North York, Ontario, M9L 2X6

Tel: 647.253.6300 | LG.com

Customer Service & Parts

1-888-542-2623

DLEX3370V

TYPE

Front Loader	●
Design Look	Front Control
Intelligent Electronic Controls with Dual LED Display	●
Dial-A-Cycle™	●
Capacity	7.4 cu.ft.
Dry Linen Capacity	>10.2 kg

DRYING PROGRAMS

10 Programs	Sensor Dry: SteamFresh™, SteamSanitary™, Perm Press, Cotton/Normal, Delicates, Bulky/Large, Anti-Bacterial, Download/Super Dry, Manual Dry: Speed Dry, Air Dry
10 Options	More Time, Less Time, ReduceStatic™, EasyIron™, Custom Program, Damp Dry Signal, Wrinkle Care, Child Lock, Signal ON/OFF, Energy Saver
5 Temperature Settings	High, Medium High, Medium, Low, Ultra Low
5 Drying Levels	Very Dry, More Dry, Normal Dry, Less Dry, Damp Dry
Dry Times	60 min., 50 min., 40 min., 30 min., 20 min., More Time/Less Time

FABRIC CARE FEATURES

SteamFresh™ Cycle	●
SteamSanitary™ Cycle	●
ReduceStatic™ Option	●
EasyIron™ Option	●
Sensor Dry	●
Precise Temperature Control and Variable Heater	●

CONVENIENCE FEATURES

NFC Tag On	●
SmartDiagnosis™	●
FlowSense™ Duct Clogging Indicator	●
Wrinkle Care Option	●
Remaining Time Display/Status Indicator(s)	●
End of Cycle Signal	●
Child Lock	●
Drum Light	●
Reversible Door	●
Leveling Legs	4 Adjustable Legs
Venting Option	4 Way Venting
3 Minute Installation Check	●
LoDecibel™ Quiet Operation	●

MATERIALS AND FINISHES

Aluminized Alloy Steel Drum (Alcosta)	●
Cabinet	Painted Steel
Control Panel	Plastic
Top Plate	Painted
Transparent Glass Door	●
Door Rim	Chrome Rimmed Glass Door
Available Colours	Graphite Steel (V)

POWER SOURCE

Ratings	UL Listed
Electrical Requirements	240V, 30 Amps
Type	Electric

OPTIONS

Pedestal	WDP4V
Pedestal (WxHxD)	27" x 13 3/5" x 28 2/5"
Stacking Kit	KSTK1

DIMENSIONS

Product (WxHxD)	27" x 38 11/16" x 29 3/4" (51" D with door open)
Carton (WxHxD)	29 1/2" x 42 1/4" x 31 1/4"
Weight (Product/Carton)	134 lbs/163.1 lbs

UPC CODES

DLEX3370V	772454 062438
WDP4V	772454 052866
KSTK1	772454 059896

WARRANTY

1 year parts and labour

Design, features and specifications are subject to change without notice.
Non-metric weights and measurements are approximate.
All trademarks are property of their respective owners.

325 Castles

Printed in August 2014