

36" Induction Cooktop

800 Series – Black with Stainless Steel Frame NIT8669SUC



NIT8669SUC
Black with Stainless Steel Frame

Also available in:
Frameless NIT8669UC

The 800 Series induction cooktop is sleek in design, and features AutoChef® technology which maintains precise cooking temperatures.

Features & Benefits

Induction – faster than gas and electric cooktops. Precise cooking, easy cleaning and more efficient

AutoChef® – regulates temperatures continuously during frying and adjusts them as needed

12" dual-ring center cooking zone for large pots and pans

Home Connect™ – the easy way to connect your smart device with your Bosch cooktop

Hood Control – convenient operation of the Home Connect™ enabled ventilation via your cooktop

Element Performance

Power of Front Left heating element	1,800 W
Power of Front Left heating element (in boost)	3,100 W
Power of Back Left heating element	1,800 W
Power of Back Left heating element (in boost)	3,100 W
Power of Center heating element	3,300 / 2,200 W
Power of Center heating element (in boost)	5,400 / 3,700 W
Power of Back Right heating element	1,400 W
Power of Back Right heating element (in boost)	2,200 W
Power of Front Right heating element	2,200 W
Power of Front Right heating element (in boost)	3,700 W
Burners with booster	All
Element Size	
Dimension of Front Left heating element	7"
Dimension of Back Left heating element	7"
Dimension of Center heating element	12", 9"
Dimension of Back Right heating element	6"
Dimension of Front Right heating element	8"

General Properties

Home Connect™ (Wi-Fi Enabled)	Yes
Controls	PreciseSelect® Touch

Technical Details

Watts	9,600 W
Circuit breaker	40 A
Volts	208-240 V
Frequency	60 Hz
Plug type	No plug
Power cord length	37"
Energy source	Electric

Dimensions & Weight

Overall appliance dimensions (HxWxD)	5/16" +4 1/8" x 37" x 21 1/4"
Required cutout size (HxWxD)	4 1/8" x 34 7/8" x 20"
Minimum distance from counter front	2 1/4"
Minimum distance from rear wall	2"
Net weight	53 lbs

Accessories—Optional



HEZ390210
8" AutoChef® pan

HEZ390220
9" AutoChef® pan



HEZ390230
10" AutoChef® pan



Accessories: To purchase Bosch accessories, cleaners & parts please visit www.bosch-home.com/us/store or call 1-800-944-2904 (Mon to Fri 5 am to 6 pm PST, Sat 6 am to 3 pm PST).
Notes: All height, width and depth dimensions are shown in inches. BSH reserves the absolute and unrestricted right to change product materials and specifications, at any time, without notice. Consult the product's installation instructions for final dimensional data and other details prior to making cutout.
Warranties: Please see Use & Care manual or Bosch website for statement of limited warranty.
For more information on our entire line of products, go to www.bosch-home.com/us or call 1-800-944-2904
© BSH Home Appliances Corporation. All rights reserved. Bosch is a registered trademark of Robert Bosch GmbH.

155 W 1 of 9

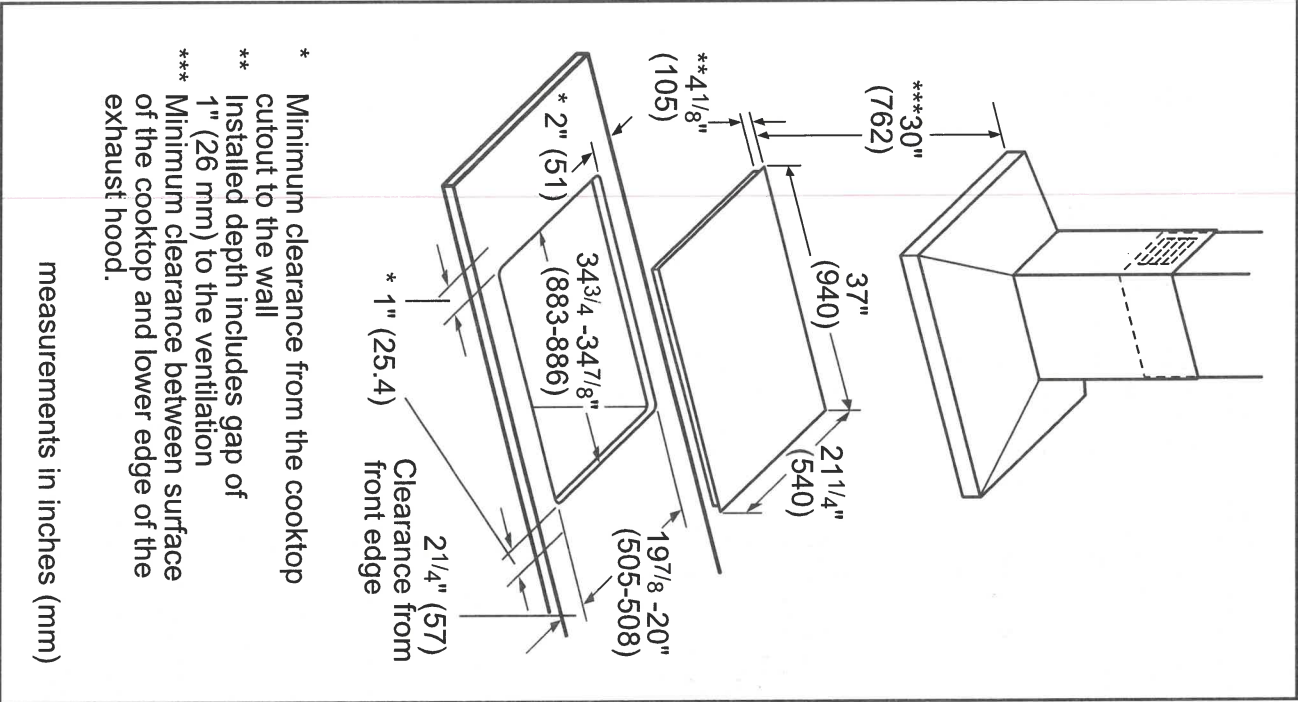
36" Induction Cooktop

800 Series – Black with Stainless Steel Frame NIT8669SUC



BOSCH
Invented for life

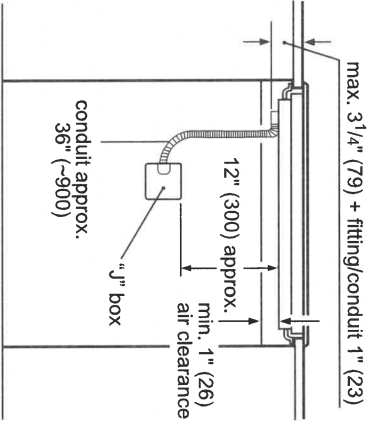
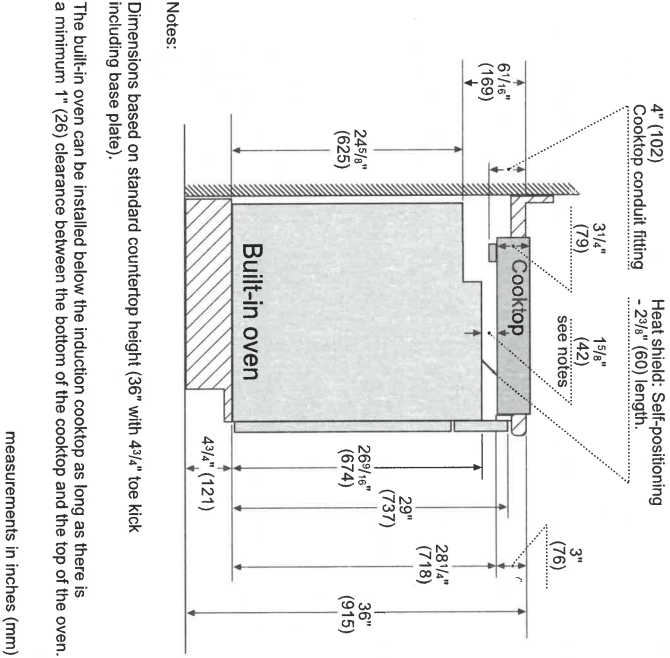
Installation Details



- * Minimum clearance from the cooktop cutout to the wall
- ** Installed depth includes gap of 1" (26 mm) to the ventilation
- *** Minimum clearance between surface of the cooktop and lower edge of the exhaust hood.


measurements in inches (mm)

Installation above Wall Ovens



Accessories: To purchase Bosch accessories, cleaners & parts please visit www.bosch-home.com/us/store or call 1-800-944-2904 (Mon to Fri 5 am to 6 pm PST, Sat 6 am to 3 pm PST).
Notes: All height, width and depth dimensions are shown in inches. BSH reserves the absolute and unrestricted right to change product materials and specifications, at any time, without notice. Consult the product's installation instructions for final dimensional data and other details prior to making cutout.
Warranties: Please see Use & Care manual or Bosch website for Statement of limited warranty.
For more information on our entire line of products, go to www.bosch-home.com/us or call 1-800-944-2904
© BSH Home Appliances Corporation. All rights reserved. Bosch is a registered trademark of Robert Bosch GmbH.

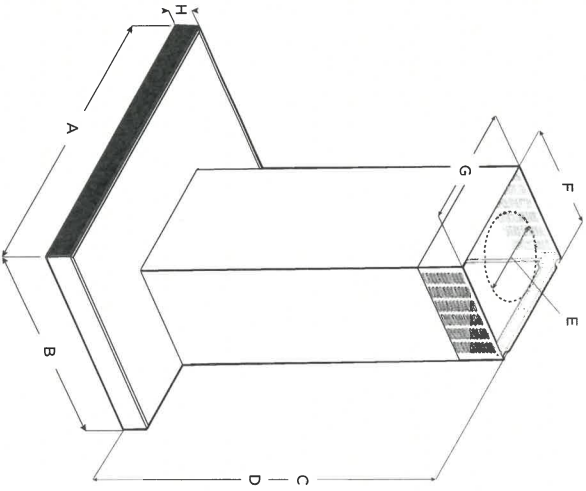
ISSN 2 of 9



With a minimalist design but a strong stainless steel construction, Mezzano is in tune with avant-garde appliances where clear and architectural lines take precedence.


Mezzano has a powerful 600 CFM blower, LED dimmable, stainless steel microhole filters and high-tech multi-function touch controls that deliver convenience and safety.

Mezzano was designed for standard ducted installation, but with also can be installed using the Recirculating Kit, available as an accessory.



Models	
EMZ30S3	EMZ36S3
A	30" (76.2 cm) 36" (91.4 cm)
B	19 1/8" (50 cm)
C*	Max: 54 1/2" (139 cm) Min: 33 1/2" (86 cm)
D**	Max: 50 1/8" (129 cm) Min: 29 1/8" (74 cm)
*E	6" (152.4 cm)
F	10 3/4" (27 cm)
G	13 1/2" (33 cm)
H	2 1/8" (6 cm)

* Ductless (Recirculating) version
** Ducted version



ISSN

3 of 9

SPECIFICATIONS



	30" UNIT	36" UNIT
Model:	EMZ630S3	EMZ636S3
Dimensions:	30"W x 19 11/16"D x 1 9/16"H	36"W x 19 11/16"D x 1 9/16"H
Blower Type(internal):	600 CFM (4-speed)	
Blower Performance:		
Speed 1	160 CFM	
Speed 2	280 CFM	
Speed 3	470 CFM	
Speed 4	600 CFM	
Noise (sones): Working Speed	Min: 1.73, Max: 6 Sones	
Finish:	Stainless Steel + Black Glass	
Controls:	Touch Control 3S+ Booster	
Illumination:	2 Premium LED Dimmable Lights, 2.5 W	
Filter Type:	Dishwasher-Safe, Stainless Steel Microhole Filter (2 w/30", 3 w/36")	
Installation Type:	Ducted or Recirculating with Installation Kit (sold separately)	
Duct Transition:	Round 6"/150cms	
Electrical:	120 Volts, 60 Hertz, 455 Watts, 3.8 Amps	
KITS:		
Optional Recirculating Kit Install height: 7,6 - 10,2 ducted / rec 7,10 - 10,6	KIT0102875	
Optional Long Chimney Extension 8,6 - 12,2 ducted / rec 8,10 - 12,6	KIT02785	

PLUS FEATURES



AMBIENT LIGHT - Elica studies on hood lighting leaves no stone unturned. Here we have thought about products not only able to light the cooktop, but the entire kitchen space. And so the hood is transformed: from a kitchen appliance to a true lighting element. Considering the design of Elica hoods, it's not hard to imagine how this option is quite unique, and represents one extraordinary point of strength for us.



LED LIGHT - LED lighting is undoubtedly the smartest solution in terms of energy saving. Expected life time of over 20.000 hours, represents the most remarkable advantage of LED light bulbs.



HUSH SYSTEM - An exclusive sound decending technology that effectively reduces sound levels up to 35%, compared to typical range hoods.



DIM-LIGHT - The Dimmer allows you to adjust the brightness of the light as you wish. With Elica, lighting is customized in a discreet, personal and practical way, in order to contribute in creating the perfect kitchen atmosphere.



TOP PERFORMANCE - Excellent performance for models equipped with this plus. High fume capturing capacity with an average aspiration range of 600 CFM's, with low noise levels, 1,2 - 1,7 sones at working speed.



CFM REDUCTION - CFM Reduction System (CRS), is an exclusive feature to Elica hoods, which enables the user to reduce directly in the glass touch control the maximum blower CFM, to meet local code requirements.




ELECTRONIC TOUCH CONTROLS - Enjoy the modern design and convenience of multi-function electronic touch controls, which are discreetly hidden behind sleek black glass, and will illuminate a soft blue when activated.

155W

4 of 9

30" Single Wall Oven

800 Series – Stainless Steel HBL8453UC



HBL8453UC
Stainless Steel

Also available in:

- Black HBL8463UC
- Black Stainless HBL8443UC Steel

Using Genuine European Convection Roast, you can create a juicy, tender roast up to 25% faster than non-convection modes.

Features & Benefits

Get the oven up to temperature in less time using Fast Preheat™, so meals are ready sooner.

Whether cooking poultry, beef or pork, use the Temperature Meat Probe to monitor the internal temperature and get perfect results every time.

Serve dinner on time with tools like an oven timer, delay cook feature, and digital kitchen timer.

Oven is equipped with a self-cleaning cycle that easily cleans itself via 2, 3, and 4 hour cycle options.

Download the Home Connect app to remotely monitor and control your Bosch wall oven with your smart phone or tablet.

General Properties

Home Connect™ (WiFi enabled)	Yes
Oven modes	Bake, Variable Broil (hi & low), Roast, Warm, Sabbath, Proof Dough, Convection Bake, Convection Broil, Convection Roast, Pizza, Multi Rack Genuine European Convection, Conversion, Temperature Probe, Fast Preheat
Cleaning type	Self Clean
Telescopic rack	1
Illumination type	Incandescent
Interior lights	2

Oven Performance

Bake / broil element wattages	2,400 / 3,800 W
Convection element wattages	2,000 W

Technical Details

Watts (W)	6,325 W
Circuit breaker (A)	30 A
Volts (V)	240 / 208 V
Frequency (Hz)	60 Hz
Power cord length (in)	50"
Plug type	Fixed Connection, No Plug
Energy source	Electric



Dimensions & Weight

Overall appliance dimensions (HxWxD) (in)	29" x 29 3/4" x 24 1/2"
Required cutout size (HxWxD) (in)	27" – 28 5/8" x 28 1/2" x 23 1/2"
Oven cavity size (cu. ft.)	4.6
Overall oven interior dimensions (HxWxD) (in)	17 13/16" x 24 1/8" x 18"
Usable oven interior dimensions (HxWxD) (in)	12 1/4" x 23 1/4" x 15 1/4"
Net weight (lbs)	149 lbs

Accessories – Included

- 1 Telescopic and 2 Standard Oven Racks, Temperature Probe

Accessories – Optional



HEZTR301
30" Telescopic Rack



Accessories: To purchase Bosch accessories, cleaners & parts please visit www.bosch-home.com/us/store or call 1-800-944-2904 (Mon to Fri 5 am to 6 pm PST, Sat 6 am to 3 pm PST).
Notes: All height, width and depth dimensions are shown in inches. BSH reserves the absolute and unrestricted right to change product materials and specifications, at any time, without notice. Consult the product's installation instructions for final dimensional data and other details prior to making cutout.
Warranties: Please see Use & Care manual or Bosch website for statement of limited warranty.
For more information on our entire line of products, go to www.bosch-home.com/us or call 1-800-944-2904
© BSH Home Appliances Corporation. All rights reserved. Bosch is a registered trademark of Robert Bosch GmbH.

155 W 5 of 9

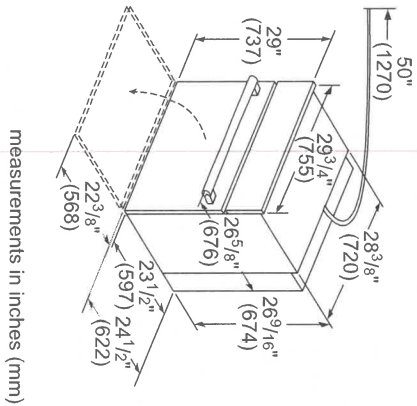
30" Single Wall Oven

800 Series – Stainless Steel HBL8453UC

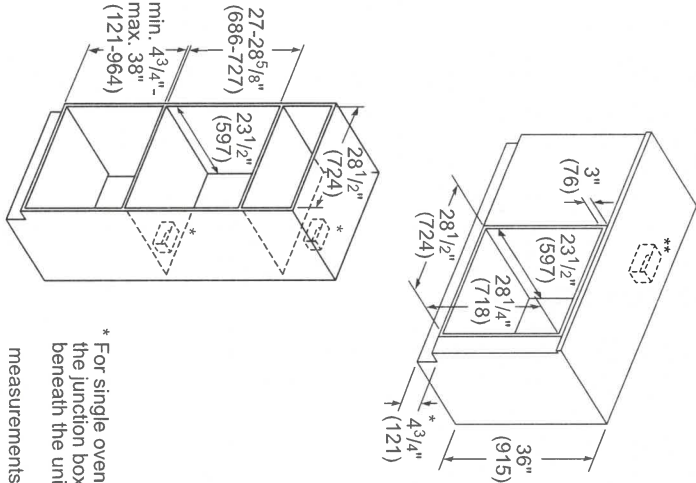


BOSCH
Invented for life

Installation Details



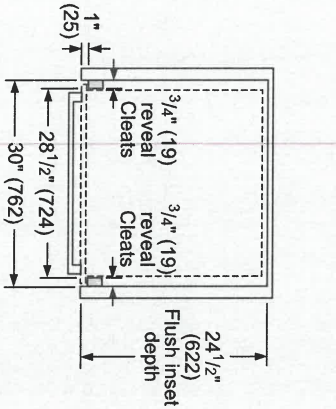
measurements in inches (mm)



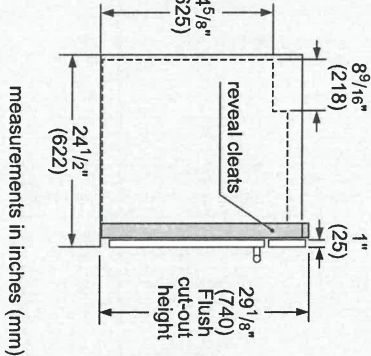
* For single ovens installed in a wall cabinet, the junction box may be located above or beneath the unit within reach of the power cable.

measurements in inches (mm)

Flush installation Top view




Side view



measurements in inches (mm)

Example Flush Install



Accessories: To purchase Bosch accessories, cleaners & parts please visit www.bosch-home.com/us/store or call 1-800-944-2904 (Mon to Fri 5 am to 6 pm PST, Sat 6 am to 3 pm PST).
Notes: All height, width and depth dimensions are shown in inches. BSH reserves the absolute and unrestricted right to change product materials and specifications, at any time, without notice. Consult the product's installation instructions for final dimensional data and other details prior to making warranty.
Warranties: Please see Use & Care manual or Bosch website for statement of limited warranty.
For more information on our entire line of products, go to www.bosch-home.com/us or call 1-800-944-2904
© BSH Home Appliances Corporation. All rights reserved. Bosch is a registered trademark of Robert Bosch GmbH.

155W 6 of 9

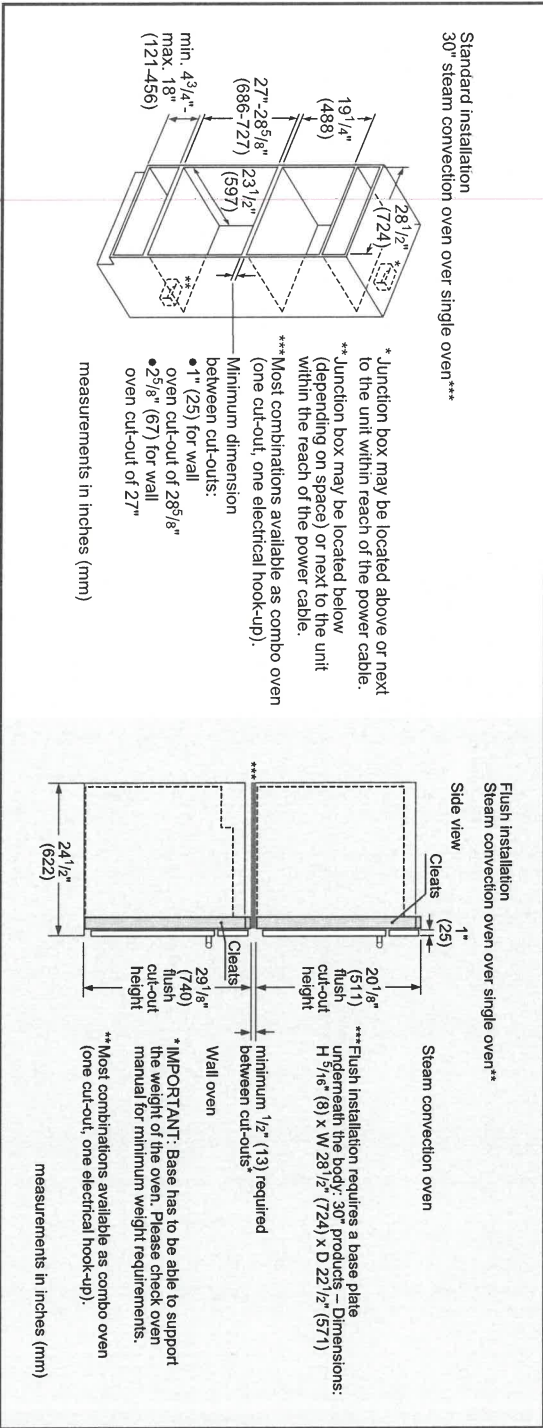
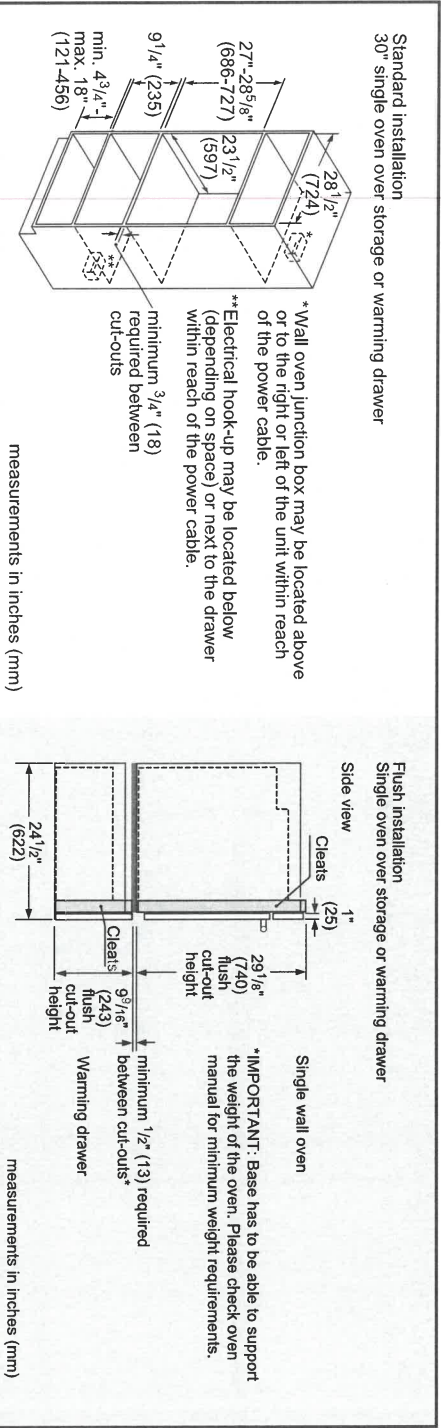
30" Single Wall Oven

800 Series – Stainless Steel HBL8453UC



BOSCH
Invented for life

Installation Details



Accessories: To purchase Bosch accessories, cleaners & parts please visit www.bosch-home.com/us/store or call 1-800-944-2904 (Mon to Fri 5 am to 6 pm PST, Sat 6 am to 3 pm PST).
Notes: All height, width and depth dimensions are shown in inches. BSH reserves the absolute and unrestricted right to change product materials and specifications, at any time, without notice. Consult the product's installation instructions for final dimensional data and other details prior to making cutout.
Warranties: Please see Use & Care manual or Bosch website for statement of limited warranty.
For more information on our entire line of products, go to www.bosch-home.com/us or call 1-800-944-2904
© BSH Home Appliances Corporation. All rights reserved. Bosch is a registered trademark of Robert Bosch GmbH.

ISSW 7 of 9

HOME APPLIANCES

LG DISHWASHERS

LDTSS552_

Top Control Dishwasher with Quadwash™

- QuadWash™
- TrueSteam® with Sanitization
- Dynamic Dry™ Enhanced with TrueSteam®
- PrintProof™ Finish
- 3rd Rack
- LoDecibel™ Operation (46 dB)
- Top Control Panel With LED Display
- LG ThinQ® Technology



KEY FEATURES

CAPACITY	
Total Place Settings	15
Upper Rack Dish Height Limit	7.1"
Lower Rack Dish Height Limit	12.5"
RACKS AND BASKETS	
Cutlery Baskets	Yes
Fold Down Tines	Yes (Half Fold on Upper & Half Fold on Lower)
BPA-Free Nylon Coated Racks and Tines	Yes
Rack Handle	Yes (Upper)
EasyRack™ Plus System	Yes
Height Adjustable Upper Rack	Yes
STYLE AND DESIGN	
Control Panel Location	Top Control
Electronic Controls	Fully Integrated Control Panel
Tub Material	NeverRust™ Stainless Steel
Handle	Towel Bar Handle
All Available Colors	PrintProof™ Stainless Steel, PrintProof™ Black Stainless Steel
FEATURES	
Fingerprint Resistant	Yes
TrueSteam™	Yes
QuadWash™	Yes
SenseClean Wash System	Yes
Vario Wash	Yes
Number of Spray Arms	3 (Top, Upper, Lower)
Detergent and Rinse-Aid Dispenser	Yes
Drying System	Dynamic Dry
End of Cycle Indicator	Yes (Beeper + END indication on display)
Hidden Water Heater	Yes
Safety Float Switch (Leaks)	Yes
Soil (Turbidity) Sensor	Yes
DirectDrive Motor™	Yes
LoDecibel Quiet Operation	46 dBA
Tub Insulation	Dampening Sheet, Sound Absorbing Material (felt), Base
BPA-Free Nylon Coated Racks and Tines	Yes
Anti-Bacterial Treatment (Sump, Inner / Outer filter, Drain pump case, Drain hose)	Yes
Balanced Door	Yes

SMART FEATURES	
WiFi	Yes
POWER RATINGS	
ENERGY STAR® Qualified	Yes
CEE Tier	1
Energy Use (kWh/Year)	258 kWh/Year
Water Factor (WF)	2.9
DIMENSIONS / CLEARANCES / WEIGHT	
Product Dimensions (in) (W x H x D)	23 3/4" x 33 5/8" x 24 5/8"
Product Weight (lbs)	87.3 lbs
Depth with Door Closed with Handle (in)	24 5/8"
Depth with Door Open (in)	49 1/4"
Carton Dimensions (in) (W x H x D)	28 1/32" x 34 7/8" x 29 5/8"
Shipping Weight with Carton (lbs)	99.4 lbs
LIMITED WARRANTY	
Labor	1 Year
Parts	1 Year
Control Board and Rack Parts	5 Years
Direct Drive Motor	10 Years
Stainless Steel Door Liner or Tub	Lifetime
UPC CODES	
LDTSS552S (PrintProof™ Stainless Steel)	048231342346
LDTSS552D (PrintProof™ Black Stainless Steel)	048231342568

© 2020 LG Electronics USA, Inc. All rights reserved. "LG Life's Good" is a registered trademark of LG Corp. All other product and brand names are trademarks or registered trademarks of their respective owners. Design, features and specifications are subject to change without notice. Non-metric weights and measurements are approximate. Some features may require Internet access. Content and services may vary by product and are subject to change without notice. 7/14/21

ISSW 8649


HOME APPLIANCES

LG REFRIGERATION

LFXC22526


22 cu.ft. Counter Depth 3-Door French Door Refrigerator

- Smudge Resistant Finish
- 10 Year Warranty on Inverter Linear Compressor
- Slim SpacePlus® Ice System
- Dual Ice Maker in freezer
- Door Cooling+
- Glide N' Serve Pantry Drawer
- SmartThinQ® - WiFi Connectivity
- Fresh Air Filter
- Flat Duct design
- SmartPull™ Handle
- ENERGY STAR®



SmartThinQ®

- Enjoy new ways to control your home with LG smart appliances
- Get an alert when kids forget to close the door
 - Make more ice while you're at work
 - Works with the LG SmartThinQ® app



PRODUCT FEATURES

CAPACITY	
Refrigerator (cu.ft.)	14.8
Freezer (cu.ft.)	7.3
Total Capacity (cu.ft.)	22.1
ENERGY	
Energy Consumption (kWh/Year)	665
ENERGY STAR® Qualified	Yes
WATER & ICE SYSTEM	
Ice & Water Dispenser	Yes
Dispenser Type	Integrated Tall
Ice System	Slim SpacePlus®
Dual Ice Maker	Installed
Dispenser Light	Yes
Water Filter	LTT000P
COOLING	
Inverter Linear Compressor	Yes
Multi-Air Flow	Yes
Temperature Sensors	6
Fresh Air Filter	Yes
CONVENIENCE	
Display Type	Membrane / White LED
Temperature Controls	Electronic/Digital
Door Alarm	Yes
LoDecibel™ Quiet Operation	Yes
REFRIGERATOR	
No. of Shelves	4 Split
Cantilevered Shelves	Hybrid Cantilevered
Shelf Construction	Spill Protector™ Tempered Glass
Crisper Bins	2 Humidity Crispers
Glide N' Serve Pantry Drawer	Yes
Refrigerator Light	Ceiling LED
REFRIGERATOR DOOR	
No. of Bins	6 Total
Door Bin Construction	1 Piece (Clear)
Door Cooling+	Yes

FREEZER	
Door Type	Pull Drawer
Drawers	2-Tier Organization
Durabase™ Solid Drawer Base	Yes
Drawer Divider	Yes
Freezer Light	LED Lighting
Freezer Handle	SmartPull™ Handle
SmartThinQ® SMART FEATURES	
Wi-Fi Enabled	Yes
SmartDiagnosis	Yes
MATERIALS AND FINISHES	
Contour Door	Yes
Hidden Hinges	Yes
Smudge Resistant Finish	Yes
Handles	Matching Commercial
Available Colours	Smudge Resistant Stainless Steel
DIMENSIONS/CLEARANCES/WEIGHTS	
Depth with Handles	31 1/4"
Depth without Handles	28 3/4"
Depth without Door	24 3/4"
Depth (Total with Door Open)	43 1/2"
Height to Top of Case	68 3/8"
Height to Top of Door Hinge	69 3/4"
Width	35 3/4"
Width (Door Open 90° with Handle)	44 1/4"
Width (Door Open 90° without Handle)	39 1/4"
Door Edge Clearance with Handle	4 1/2"
Door Edge Clearance without Handle	1 3/4"
Installation Clearance	Sides 1/8", Top 1", Back 2"
Weight (Unit/Carion)	271 lbs. / 301 lbs.
Carton Dimensions (WxHxD)	38" x 73" x 36"
WARRANTY	
Part & Labour	1 Year
Sealed System	5 Years
Inverter Linear Compressor	10 Years
UPC CODES	
LFXC22526S (Smudge Resistant Stainless Steel)	048231797238
LFXC22526D (Smudge Resistant Black Stainless Steel)	048231797245

© 2018 LG Electronics Canada, Inc. All rights reserved. "Life's Good" is a registered trademark of LG Corp. All other product and brand names are trademarks or registered trademarks of their respective owners. Design, features and specifications are subject to change without notice. Non-metric weights and measurements are approximate. Some features may require Internet access. Content and services may vary by product and are subject to change without notice. 08/20/2018

20 Nordica Drive, North York, Ontario M9L 2X6 Tel: 647-253-6300 | Customer Service & Parts 1-888-542-2623

155W
9 of 9