

# RF29A9771SR

SAMSUNG

28.6 cu. ft. Smart 4-Door Flex™ Refrigerator featuring Family Hub™ with Beverage Center and Dual Ice Maker



## 6 Simple Truths

### What's for dinner?

Food recognition lets you know what's inside your fridge, quickly plan weekly meals, search for recipes, shop for missing ingredients and preheat your oven, all from the Family Hub™.

### I love entertaining friends and family.

Stream your favorite music apps on the Family Hub™ through a premium speaker.

### I don't want to miss my favorite show.

Mirror shows, movies, or live sports from your Samsung TV or smartphone on the Family Hub™.

### I love getting more done.

Get a notification on the Family Hub™ when the laundry is done.

### I want to manage my life with ease.

See who's at the front door, monitor multiple rooms and adjust the thermostat, all from the Family Hub™.

### It's the little moments that matter.

Upload pictures or videos remotely, leave handwritten notes and set calendar reminders, all on your Family Hub™.

## Available Colors

 Fingerprint Resistant Stainless Steel (shown)

 Fingerprint Resistant Black Stainless Steel



Beverage Center



Dual Ice Maker with Ice Bites

## Design

- Beverage Center
- Modern Design

## Technology

- Family Hub™
- Dual Ice Maker with Ice Bites and Cubed Ice
- UV Deodorizing Filter

## Performance

- FlexZone™
- Extra-Large Flexible Storage
- Flex Crisper
- Triple Cooling

## Rating



ENERGY STAR® rated:  
698 kWh/yr



ADA Compliant

77B

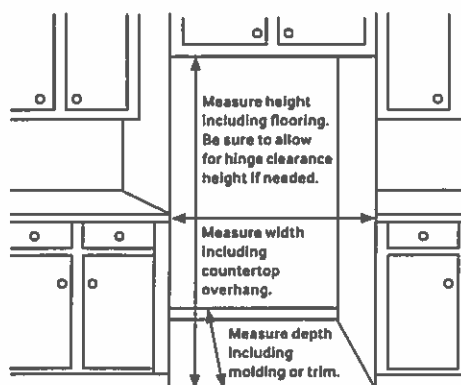
**28.6 cu. ft. Smart 4-Door Flex™ Refrigerator featuring Family Hub™ with Beverage Center and Dual Ice Maker**

## Installation Specifications

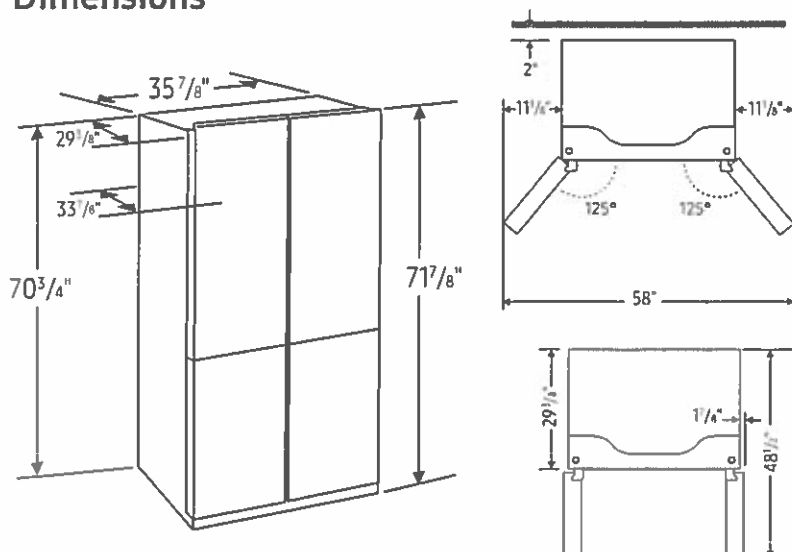
1. Measure the height, width and depth of the opening, making sure to include baseboards, molding tile, countertop overhang, etc. Check to be sure there is enough room to open the door (consider walls, islands or other obstacles when measuring).
2. Refer to illustration below to determine dimensions.
3. Allow 2.5" of clearance on hinge side of refrigerator when installing next to a wall where handle may make contact.
4. Allow 1" minimum clearance at rear for proper air circulation and water/electrical connections. Allow a 3/8" minimum clearance at sides and top for ease of installation.
5. Ensure each door and entryway in the home is wide enough for the refrigerator to be moved through easily.

For optimal usage and ability to open refrigerator doors completely, do not install next to a wall.

Please note: The following dimension and cutout information is for planning purposes only. For complete installation details, consult manual packed with product or download manual online at [samsung.com](http://samsung.com).



## Dimensions



**Total Capacity: 28.6 cu. ft.**

**Refrigerator: 17.0 cu. ft.**

- 4 Tempered Glass Spill-Proof Shelves
- 2 Clear Drawers: Flex Crisper and Crisper+
- 6 Door Bins
  - Right: 1 Gallon Bin, 2 Regular Bins
  - Left: 1 Gallon Bin, 2 Regular Bins
- LED Lighting

**Freezer: 11.6 cu. ft.**

- Dual Ice Maker in Freezer (Ice Bites or Cubed Ice)
- 2 Ice Buckets with Cover and 1 Scoop
- 3 Slide-Out Shelves
- 6 Door Bins
- LED Lighting

## Accessories

Water Filter: HAF-OIN

## Warranty

One (1) Year Parts and Labor on Refrigerator  
Five (5) Years Parts and Labor on  
Sealed Refrigeration System Only\*  
Ten (10) Years Parts and Five (5) Years  
Labor on Digital Inverter Compressor

\*Compressor, evaporator, condenser, drier and connecting tubing

### Product Dimensions & Weight

Dimensions (WxHxD with hinges and doors):

35<sup>7</sup>/<sub>8</sub>" x 71<sup>7</sup>/<sub>8</sub>" x 33<sup>7</sup>/<sub>8</sub>"

Dimensions (WxHxD without hinges and doors):

35<sup>7</sup>/<sub>8</sub>" x 70<sup>3</sup>/<sub>4</sub>" x 29<sup>3</sup>/<sub>8</sub>"

Weight: 350.5 lbs

### Shipping Dimensions & Weight (WxHxD)

Dimensions: 38<sup>1</sup>/<sub>4</sub>" x 77<sup>5</sup>/<sub>8</sub>" x 36<sup>1</sup>/<sub>4</sub>"

Weight: 372.6 lbs


Color	Model #	UPC Code
Fingerprint Resistant Stainless Steel	RF29A9771SR	87276525792
Fingerprint Resistant Black Stainless Steel	RF29A9771SG	87276524825

**77B**

# NA36N7755TS

SAMSUNG

## 36" Gas Cooktop



### Signature Features

#### 22K True Dual-Power Burner

- Two independent heating burners offer intense heat and precise control to quickly boil water or temper chocolate.

#### Analog Controls with Digital Wi-Fi and Bluetooth® Technology

- The ultimate combination of analog comfort and digital technology delivers exceptional cooking performance.

#### Cast Iron Griddle

- Cook breakfast, grill sandwiches, or sauté vegetables on the removable griddle.

### Available Colors



Stainless Steel (shown)



Fingerprint Resistant  
Black Stainless Steel



22K True Dual-Power Burner



Cast Iron Griddle

### Features

- Bluetooth® Connected to Hood
- Blue LED Lights
- Wi-Fi Connectivity
- Powerful Cooktop
  - Right Front: 13K BTU
  - Left Front: 9.5K BTU
  - Right Rear: 5K BTU
  - Left Rear: 9.5K BTU
  - Center: True Dual, 22K BTU (Brass)

- Cast Iron 3-Piece Grates
- Sealed Burners
- Burner On/Off Monitoring
- ADA Compliant

### Convenience

- Wok Grate
- LP Conversion Kit



ADA Compliant

**77B**

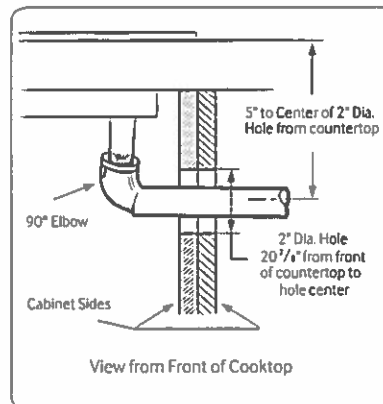
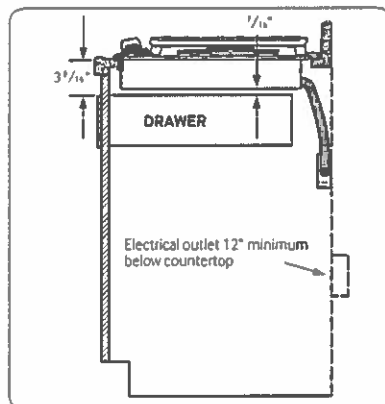
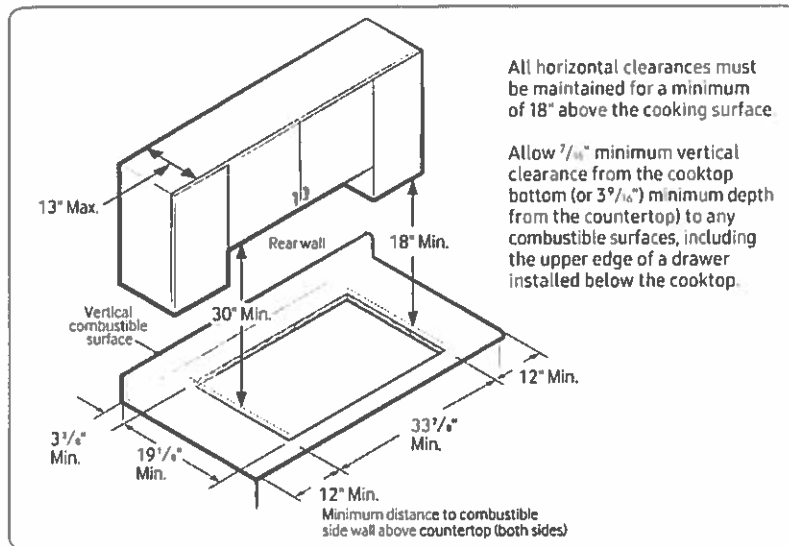
# NA36N7755TS

SAMSUNG

## 36" Gas Cooktop

### Installation Requirements

Countertop cut-out and minimum clearance dimensions:



### Total Power (BTU)

59K

### Power Source

120V / 60 Hz / 1A

### Gas Cooktop (BTU)

- Right Front: 13K
- Left Front: 9.5K
- Right Rear: 5K Simmer
- Left Rear: 9.5K
- Center: 22K (True Dual)

### Warranty

One (1) Year All Parts and Labor

### Product Dimensions & Weight (WxHxD)

Outside (Max) Cooktop Dimensions:

36" x 5 $\frac{41}{72}$ " x 22 $\frac{1}{3}$ "

Cooktop Cut-Out Dimensions:

33 $\frac{7}{8}$ " x 3 $\frac{1}{8}$ " x 19 $\frac{1}{8}$ "

Weight: 87.7 lbs. (88.4 lbs. Fingerprint Resistant Black Stainless Steel)

### Shipping Dimensions & Weight (WxHxD)

Dimensions: 40 $\frac{9}{16}$ " x 10 $\frac{5}{8}$ " x 25 $\frac{5}{8}$ "

Weight: 95.9 lbs. (97.2 lbs. Fingerprint Resistant Black Stainless Steel)

### Color

Stainless Steel

### Model #

NA36N7755TS

### UPC Code

887276281766

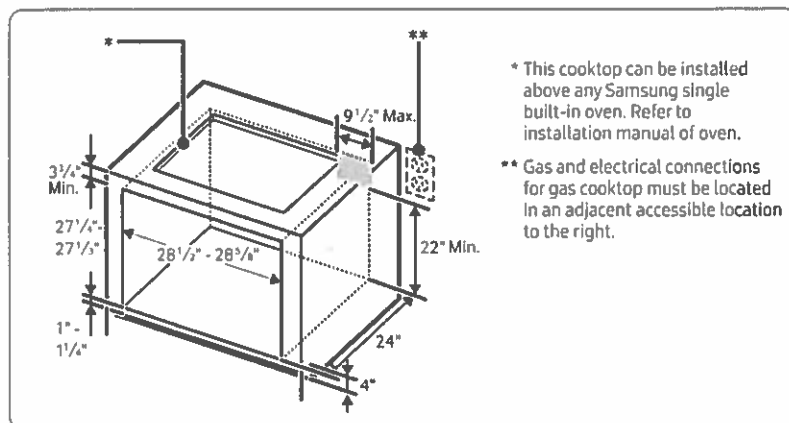
Fingerprint Resistant

Black Stainless Steel

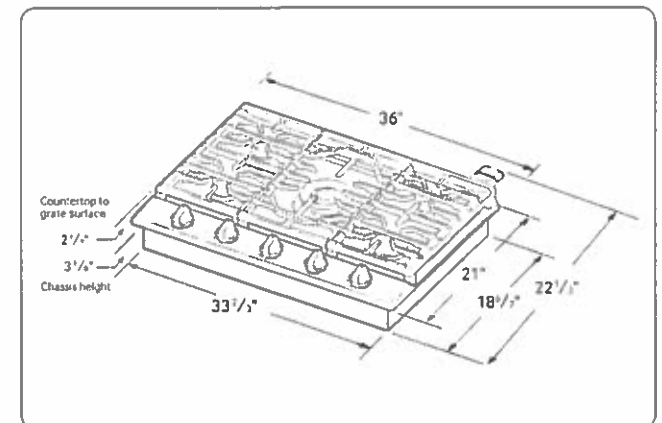
NA36N7755TG

887276281759

### Installing Over a Single Oven



### Cooktop Dimensions




77B

# NQ70M7770DS

SAMSUNG

## 30" Microwave Combination Wall Oven



### Signature Features

#### Steam Cook (Oven)

- Delivers moisture at precise times for a crisp, browned outside and tender inside.

#### Speed Cook (Microwave)

- Cook food faster and more evenly by using power convection.

#### Flex Duo™ (Oven)

- Cook two dishes at different temperatures simultaneously with the Smart Divider.

### Available Colors




Stainless Steel (shown)



Black Stainless Steel



Steam Cook



Flex Duo™

### Features

- Digital-Analog Controls
- 1.9/5.1 cu. ft. Capacity
- Hybrid Clean and Self-Clean (Oven)
- Gourmet Cook (Oven)
- Dual Convection (Oven)
- Wi-Fi Connectivity
- Wi-Fi Enabled Temperature Probe (Oven)
- LED Spotlights (Oven)
- Easy View Window
- 3 Heavy-Duty Racks including a Gliding Rack (Oven)
- Soft-Close Door (Oven)
- Ceramic Plate (Microwave)
- Rapid Preheat (Oven)
- Auto Latch Microwave Door
- 6 Oven Modes including Steam Bake and Steam Roast
- Blue LED Illuminated Knobs
- Broil Element
- Smart Control Key (Oven)
- 6 Rack Positions (Oven)
- Drop-Down Door Design
- LCD Display

### Convenience

- Hidden Heating Element (Oven)
- Sabbath Mode (Oven)
- Delay Start (Oven)
- Proofing (Oven)
- Warming Mode (Oven)
- Kitchen Timer
- Child Safety Lock
- Convection Conversion

**77B**

NQ70M7770DS

SAMSUNG

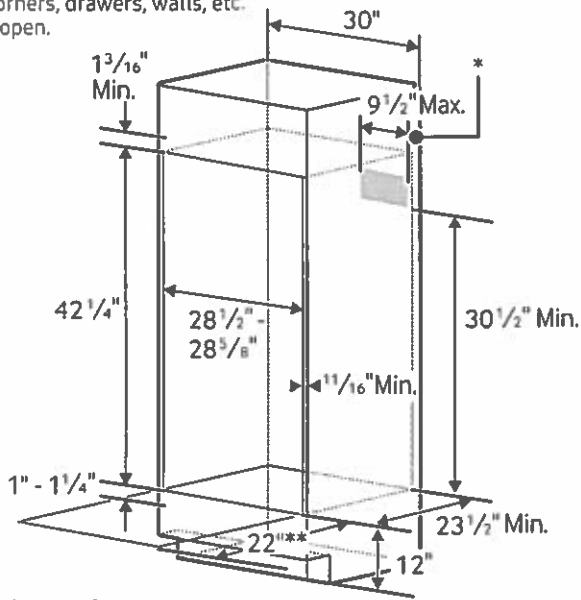
30" Microwave Combination Wall Oven

Cabinet Dimensions

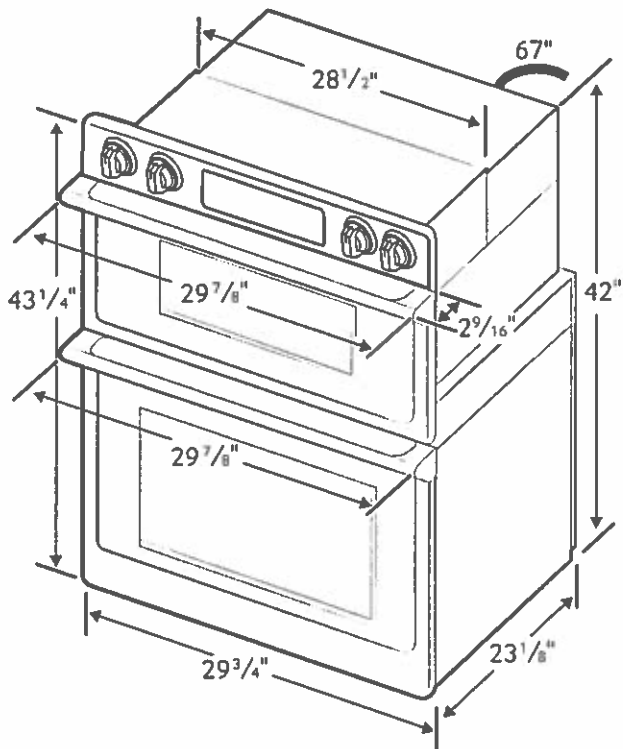
Combination Oven Installed in Cabinet

\* Junction Box

\*\* Allow a minimum of 22" for clearance to adjacent corners, drawers, walls, etc. when door is open.



Product Dimensions



Total Capacity: 1.9/5.1 cu. ft.

- Microwave: 1.9 cu. ft.
- Wall Oven: 5.1 cu. ft. total, 2.8/2.2 cu. ft.
- Hidden Bake Element
- Bake: 175°F–550°F
- Convection Bake: 175°F–550°F
- Convection Roast: 175°F–550°F
- Broil: Low-High
- Steam Bake: 230°F–550°F
- Steam Roast: 230°F–550°F
- Proofing
- Sabbath Mode

Warranty

One (1) Year All Parts and Labor  
Ten (10) Years Parts Warranty for Magnetron

Product Dimensions & Weight (WxHxD)

Outside (Max) Combination Oven Dimensions:  
29 7/8" x 43 1/4" x 25 11/16"

Combination Oven Cut-Out Dimensions:  
28 1/2" x 42 1/4" x 23 1/2"

Weight: 119 lbs.

Shipping Dimensions & Weight (WxHxD)

Dimensions:  
33 5/8" x 48 3/16" x 29 51/64"

Weight: 132.5 lbs.

Color

Stainless Steel  
Black Stainless Steel

Model #

NQ70M7770DS  
NQ70M7770DG

UPC Code

887276195186  
887276195162

RATING	
240V	9.5 kW
208V	7.2 kW
BREAKER SIZE	
240V	40 Amps
208V	40 Amps


77B



# DW80R9950

**SAMSUNG**

## Samsung Linear Wash 39 dBA Dishwasher



### Signature Features

#### Linear Wash System

- AquaBlast™ jets provide corner to corner coverage for superior cleaning.

#### Whisper Quiet Cleaning

- Less noise and less disturbance with virtually silent wash cycles at 39 dBA.

#### AutoRelease™ Door

- At the end of a cycle, the door automatically opens to circulate air and improve drying performance.

### Available Colors


 Fingerprint Resistant  
Stainless Steel (shown)

 Fingerprint Resistant  
Black Stainless Steel

 Fingerprint Resistant  
Tuscan Stainless Steel



Linear Wash System



AutoRelease™ Door

### Features

- Flexible 3rd Rack
- Fingerprint Resistant Stainless Finish
- Zone Booster™
- Touch Control
- Quiet Operation: 39 dBA
- Wi-Fi Connectivity
- 7 Wash Cycles
- 8 Options
- Half-Load Cycle
- Express Cycle: 60 Minutes
- One-Touch Adjustable Racking System
- Full Stainless Steel Interior
- 15 Place Settings
- 3 Spray Wash Arms  
(Upper, Middle, Lower)

### Convenience

- LED Time Display
- Control Lock
- Delay Start
- Digital Leak Sensor

### Rating

ENERGY STAR®-rated:  
239 kWh/yr

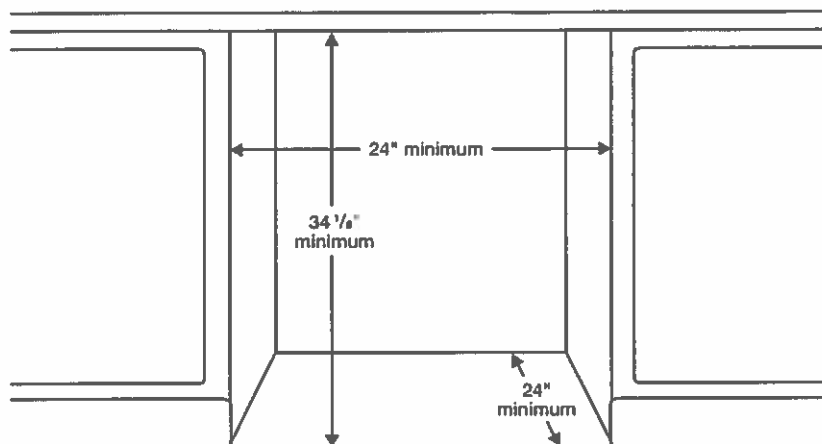
**77B**

# DW80R9950

**SAMSUNG**

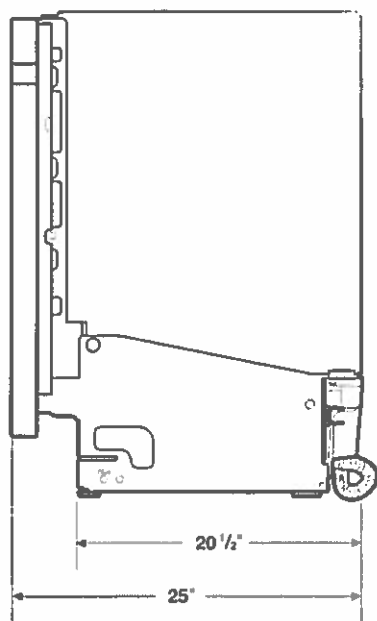
## Samsung Linear Wash 39 dBA Dishwasher

### Installation Specifications

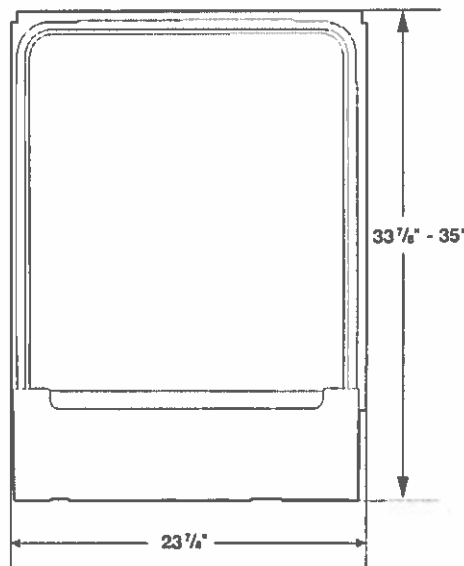


### Dimensions

Side View



Rear View



### Features

- 7 Wash Cycles: Auto, Normal, Heavy, Delicate, Express 60, Rinse Only, Self Clean
- 8 Options: Half-Load Wash (Lower Rack), Zone Booster™ (Left), Speed Booster, Hi-Temp Wash, Sanitize (Anti-bacterial – NSF), Delay Start, Control Lock, Smart Control (Wi-Fi App)
- AutoRelease™ Door
- Hidden Heat Element
- Stainless Steel Interior Tub

### Convenience

- Control Lock
- Digital Water Leakage Sensor
- Flexible Third Rack
- One-Touch Adjustable Racking System
- Silverware Basket
- Upper Rack: Foldable Cup Shelves, 2 Adjustable Tines
- Lower Rack: Fold-Down Tines

### Warranty

One (1) Year All Parts and Labor

Five (5) Year Limited on Printed Circuit Board and Interior Nylon Racks

### Product Dimensions & Weight (WxHxD)

Dimensions (height is adjustable):

23<sup>7/8</sup>" x 33<sup>7/8</sup>" – 35" x 25"

Weight: 95 lbs

### Shipping Dimensions & Weight (WxHxD)

Dimensions:

26" x 34<sup>3/4</sup>" x 29<sup>3/4</sup>"

Weight: 101 lbs

Color	Model #	UPC Code
Fingerprint Resistant Stainless Steel	DW80R9950US	887276296647
Fingerprint Resistant Black Stainless Steel	DW80R9950UG	887276296623
Fingerprint Resistant Tuscan Stainless Steel	DW80R9950UT	887276320137

**77B**



# ELICA PRO SERIES AREZZO

**elica**  
aria nuova



HUSH  
SYSTEM



LED  
REPLACEABLE



SEAMLESS  
LOOK



GREASE  
COLLECTORS



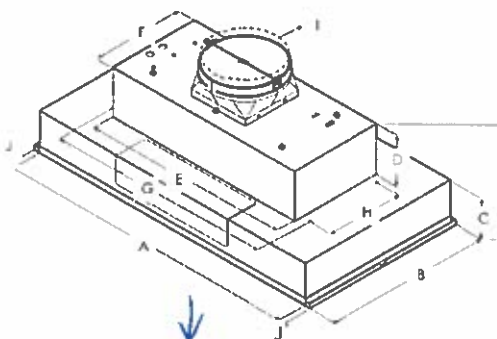
PROFESSIONAL  
PERFORMANCE



HEAT GUARD


ELICA'S EXCLUSIVE  
PLUS FEATURES

Arezzo provides professional grade performance, while being discreetly mounted inside the cabinetry. Available in 28 1/2" and 34 1/2" width with a 600 CFM blower, and equipped with a 1200 CFM blower for widths of 34 1/2", 40 1/2" and 46 1/2" for extraordinary ventilating power. The extra depth (22") is ideal for supporting powerful professional ranges. Plus the All-In-One design avoids the need to purchase a stainless liner. Hidden metallic in/out knob controls operate the 4-speed blower and LED lighting.



EAR634SS

	EAR628S4	EAR134S4	EAR140S4	EAR146S4
A	<del>28 1/2"</del> (72 cm)	34 1/2" (87.6 cm)	<del>40 1/2"</del> (103 cm)	<del>46 1/2"</del> (118 cm)
B	<del>22"</del> (55.9 cm)	22" (55.9 cm)	<del>22"</del> (55.9 cm)	<del>22"</del> (55.9 cm)
C	5 7/16" (13.8 cm)			
D	6 1/2" (16.4 cm)			
E	27 9/16" (70 cm)			
F	12 7/16" (31.6 cm)			
G	29 13/16" (75.7 cm)			
H	10 1/8" (25.7 cm)			
I	10" (25.4 cm)			
J	3/4" (1.9 cm)			
K	12" (30.4 cm)			



$\geq 24"$

$\geq 30"$

MOUNTING  
HEIGHT  
RANGE

# ELICA PRO SERIES AREZZO



## SPECIFICATIONS

	28" Unit	34" Unit	40" Unit	46" Unit
<b>Model:</b>	EAR628S4	EAR634SS (600 CFM) EAR134S4 (1200 CFM)	EAR140S4	EAR146S4
<b>Dimensions:</b>	28 1/2"W x 22"D x 11 1/2"H	34 1/2"W x 22"D x 11 1/2"H	40 1/2"W x 22"D x 11 1/2"H	46 1/2"W x 22"D x 11 1/2"H
<b>Blower Type(internal):</b>	600 CFM(4-speed)	600 CFM / 1200 CFM (4 speed)	1200 CFM(4-speed)	1200 CFM(4-speed)
<b>Blower Performance:</b>				
Speed 1	90 CFM	90 CFM 380 CFM	380 CFM	380 CFM
Speed 2	330 CFM	330 CFM 660 CFM	660 CFM	660 CFM
Speed 3	490 CFM	490 CFM 950 CFM	950 CFM	950 CFM
Speed 4	600 CFM	600 CFM 1200 CFM	1200 CFM	1200 CFM
<b>Noise (sones):</b>				
Working Speed	Min:2 , Max:9.6	Min:2, Max: 9.5	Min:2.05, Max:7.5	Min:2.05, Max:7.5
<b>Finish:</b>	Stainless Steel			
<b>Controls:</b>	Fully retractable rotating knobs with blue backlighting			
<b>Illumination:</b>	2 LED, 7.5 Watts	2 LED, 6.5 Watts (EAR634SS) 2 LED, 7.5 Watts (EAR134S4)	4 LED, 7.5 Watts	4 LED, 7.5 Watts
(replaceable lamps 1 intensity)				
<b>Filter Type:</b>	Dishwasher-Safe, Professional Stainless Steel Baffle Filter			
<b>Angled Baffle Filters:</b>	1	2	2	3
<b>Duct Transition:</b>	10" Round with BackDraft Damper (top only)			
<b>Installation Type:</b>	Ducted Installation Only			
<b>Electrical:</b>	120V - 60 Hz			
<b>CONSUMABLE PARTS:</b>				
<b>Replacement Grease Filter (1):</b>	GF09EA	GF09GA	GF09FA	GF09EA
<b>Replacement Light Bulb (1):</b>	LMP0131098	LMP0131098A (EAR634SS) LMP0131098 (EAR134S4)	LMP0131098	LMP0131098

\*Consumable parts are sold in units of one (1). Order accordingly

\*The product images shown are for illustration purposes only and may not be an exact representation of the product.

10" Duct

**77B**

## PLUS FEATURES



**HUSH SYSTEM** - An exclusive sound deadening technology that effectively reduces sound levels by over 35%



**LED CONSUMER REPLACEABLE BULB** - High quality LED lighting usually requires a skilled technician to replace lamps. Avoid this expense with Elica's new LED lamps that enable homeowners to replace in seconds



**SEAMLESS CRAFTSMANSHIP** - Heavy gauge stainless steel "Seamless" construction that delivers refined elegance.



**STAINLESS STEEL BAFFLE FILTERS WITH GREASE COLLECTORS** - Designed for high airflow cooking, the "S" shape design traps high volumes of grease



**PROFESSIONAL PERFORMANCE** - Special features and high performances for models with aspiration capacity between 600 and 1200 CFM's



**HEAT GUARD** - Senses extreme temperatures (>158 degrees) and automatically adjusts the blower speed to HIGH