


36" Counter-Depth 4-Door Refrigerator

800 Series – Stainless Steel B36CL80ENS



B36CL80ENS
Stainless Steel w/
Recessed Handles

Introducing the revolutionary, new FarmFresh System™, with four freshness technologies designed to work together to keep your food fresher, longer. Enjoy less food waste, new innovative features and more thoughtful design.

Features & Benefits

VitaFreshPro™ provides pre-programmed freshness settings to optimize temperature and humidity to keep meat, fish, and produce fresher, longer.

Interior Water Dispenser is thoughtfully placed inside for refreshing water at the touch of a button or a push of a nozzle.

FlexBar™ utilizes typically unused space in the upper refrigerator cavity.

Recessed handle provides flush design to match any sleek kitchen.

General Properties

Full 72" height and true counter depth for built-in appearance	Yes
Easy Clean Stainless Steel	Yes
Lighting	Recessed LED light bars
Number of compressors/evaporators	2 / 2
Defrost process refrigerator section	Frost-free
Number of shelves – refrigerator	5
Adjustable shelves – refrigerator	4 half-width
Shelf material – refrigerator	Tempered glass
Type of shelves – refrigerator	Frameless split shelves with metal trim
Flexible storage bar	FlexBar™
Gallon storage bins	2
Humidity control compartments	2
Full width temp. & humidity controlled drawer	VitaFreshPro™
Ice maker	Yes
Water filter	UltraClarityPro™
Internal water dispenser	Yes
Touch control panel	Yes
AirFresh® filter	Yes
FreshProtect™ ethylene filter	Yes
MultiAirFlow™	Yes
Stainless steel back wall	Yes
Defrost process freezer section	Automatic
Number of drawers – freezer	3
Wi-Fi enabled	Yes, Home Connect™ app

Capacity

Total capacity	20.5 cu. ft.
Refrigerator capacity	14.5 cu. ft.
Freezer capacity	6 cu. ft.

Technical Details

Current	15 A
Volts	115 V
Frequency	60 Hz
Power cord length	67"
Plug type	120V-3 prong

Dimensions & Weight

Appliance dimensions with hinges and doors (H x W x D)	72"* x 35 5/8" x 28 3/4"
Appliance dimensions without hinges and doors (H x W x D)	71 1/2" x 35 5/8" x 24***
Required cutout size (H x W x D)	72" x 36" x 25"
Net weight	350 lbs

Efficiency

Energy consumption	568 kWh/yr
ENERGY STAR® qualified	Yes

Accessories

UltraClarityPro™ Water Filter: BORPLFTR55
Ethylene Filter Kit: FPETHKT50
Ethylene Filter Refill Kit: FPETHRF50
90 Degree Door Stopper: 10012733



*When leveling legs are fully extended, add 5/8" to overall height, total 72 5/8".

**The cutout depth of 25" includes the required 1" airflow. The electrical covers on the back of unit do not require additional depth.

Accessories: To purchase Bosch accessories, cleaners & parts please visit www.bosch-home.com/us/store or call 1-800-944-2904 (Mon to Fri 5 am to 6 pm PST, Sat 6 am to 3 pm PST).

Notes: All height, width and depth dimensions are shown in inches. BSH reserves the absolute and unrestricted right to change product materials and specifications, at any time, without notice. Consult the product's installation instructions for final dimensional data and other details prior to making cutout.

Warranties: Please see Use & Care manual or Bosch website for statement of limited warranty.

For more information on our entire line of products, go to www.bosch-home.com/us or call 1-800-944-2904

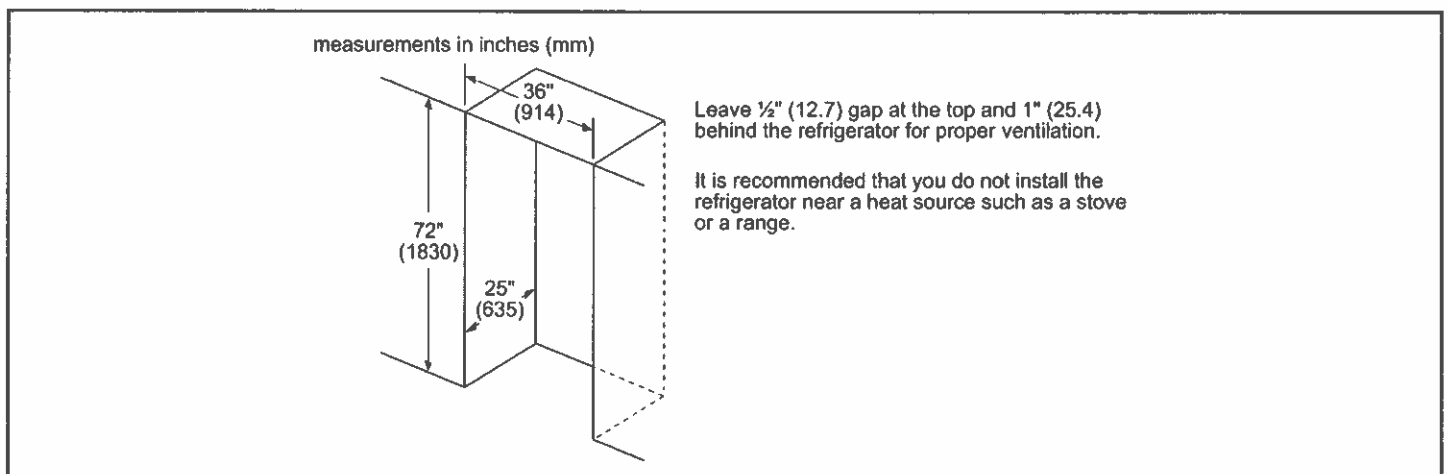
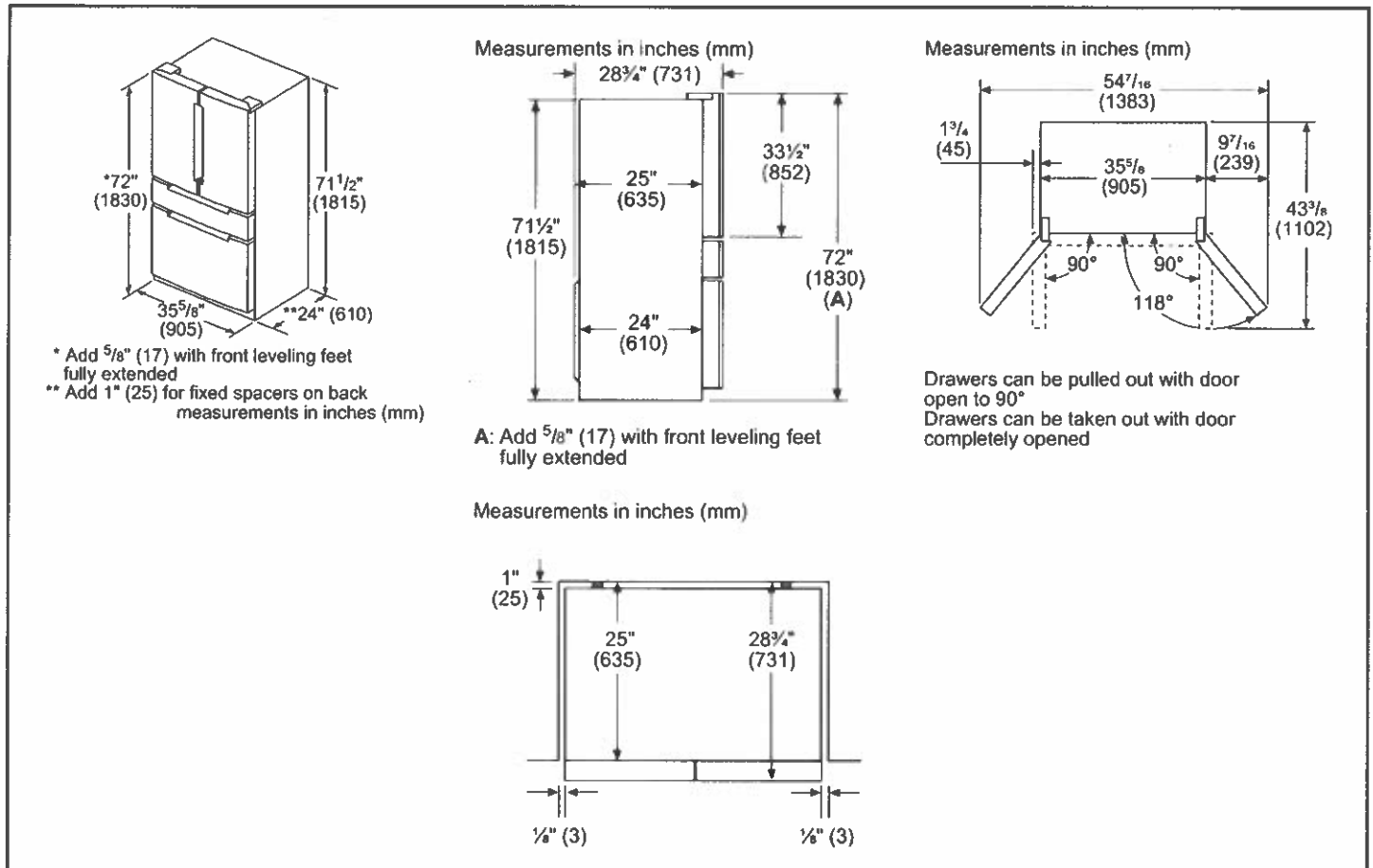
© BSH Home Appliances Corporation. All rights reserved. Bosch is a registered trademark of Robert Bosch GmbH.

36" Counter-Depth 4-Door Refrigerator

800 Series – Stainless Steel B36CL80ENS



Installation Details



Accessories: To purchase Bosch accessories, cleaners & parts please visit www.bosch-home.com/us/store or call 1-800-944-2904 (Mon to Fri 5 am to 6 pm PST, Sat 6 am to 3 pm PST).

Notes: All height, width and depth dimensions are shown in inches. BSH reserves the absolute and unrestricted right to change product materials and specifications, at any time, without notice. Consult the product's installation instructions for final dimensional data and other details prior to making cutout.


Warranties: Please see Use & Care manual or Bosch website for statement of limited warranty.

For more information on our entire line of products, go to www.bosch-home.com/us or call 1-800-944-2904

© BSH Home Appliances Corporation. All rights reserved. Bosch is a registered trademark of Robert Bosch GmbH.

36" Gas Cooktop

Benchmark® Series – Stainless Steel NGMP658UC



NGMP658UC
Stainless Steel

The Benchmark® Series gas cooktop with FlameSelect® is a better way to cook with gas and delivers precision flame levels for consistent results.

Features & Benefits

FlameSelect® offers 9 distinct power levels and delivers precision flame height every time for consistent, repeatable results.

Digital display indicates the power level selected and informs you of the burner's residual heat.

Dual-ring power burner has 2 rings for low and high flame settings so you can go from simmer to sear with ease.

Dishwasher safe heavy-duty enameled cast iron grates makes cleanup simple and convenient.

OptiSim® burner offers more flame control at the lowest settings for precise simmering and melting.

General Properties

No. of burners	5
Knob color	Stainless Steel Appearance
Control location	Front-Center
Sealed burners	Yes
Valves	Five 9-Level Gas Step Valves
Ignition system	Electronic; Thermocouple Flame Monitor Control
Cooktop surface material	Stainless Steel
Grate material	Cast Iron
Grate features	Continuous Grates, Dishwasher Safe

Element Performance

Total BTU load (NG / LP)	43,750 / 36,800
Power of front left burner (NG / LP)	3,400 / 3,400
Power of back left burner (NG / LP)	6,000 / 6,000
Power of center burner (NG / LP)	18,050 / 11,100
Power of back right burner (NG / LP)	10,300 / 10,300
Power of front right burner (NG / LP)	6,000 / 6,000

Technical Details

Circuit breaker	15 A
Volts	120 V
Frequency	60 Hz
Plug type	3-Prong
Power cord length	40"
Fuel type	Natural Gas (Factory Set)
Convertible to LP (kit required)	Yes

Dimensions & Weight

Overall appliance dimensions (HxWxD)	3 1/4" x 37" x 21 1/4"
Required cutout size (HxWxD)	2" x 34 15/16" x 19 1/8"
Minimum distance from counter front	1 7/8"
Minimum distance from rear wall	3"
Net weight	45 lbs

Accessories – Included

Included	LP Conversion Kit, OptiSim® Cap
----------	---------------------------------

Accessories – Optional



HEZ9GR58UC
Griddle



HEZ298102
Wok Ring



*To be fully ADA compliant, these units must be installed according to ADA guidelines. Please check current ADA requirements for guidance on installation.

Accessories: To purchase Bosch accessories, cleaners & parts please visit www.bosch-home.com/us/store or call 1-800-944-2904 (Mon to Fri 5 am to 6 pm PST, Sat 6 am to 3 pm PST).

Notes: All height, width and depth dimensions are shown in inches. BSH reserves the absolute and unrestricted right to change product materials and specifications, at any time, without notice. Consult the product's installation instructions for final dimensional data and other details prior to making cutout.

Warranties: Please see Use & Care manual or Bosch website for statement of limited warranty.

For more information on our entire line of products, go to www.bosch-home.com/us or call 1-800-944-2904

© BSH Home Appliances Corporation. All rights reserved. Bosch is a registered trademark of Robert Bosch GmbH.

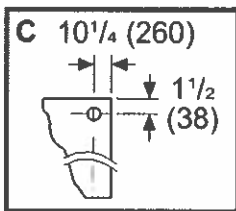
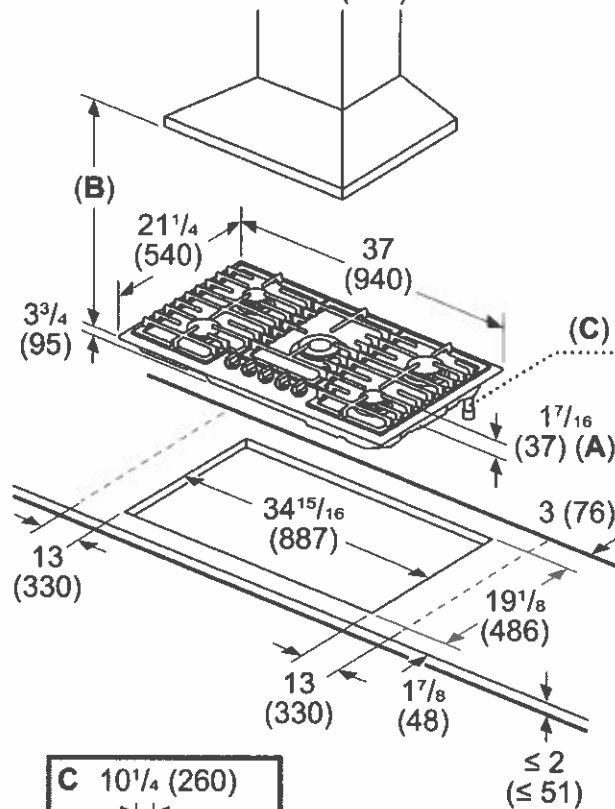
36" Gas Cooktop

Benchmark® Series – Stainless Steel NGMP658UC



Installation Details

Measurements in inches (mm)



A: Dimension from countertop to top of grates

B: When installed in combination with a hood, refer to hood manufacturer's requirements for installation

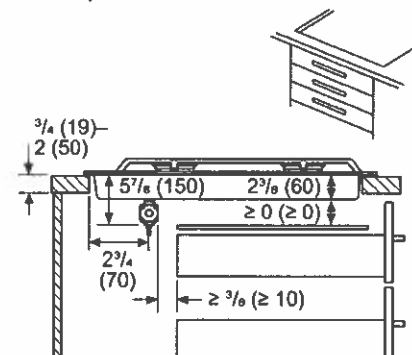
C: Gas connection

Installation with horizontal panel

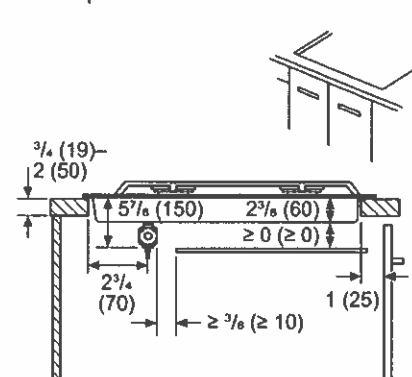
If there is no oven beneath the cooktop, install a horizontal panel. To allow access to the power supply connection and regulator, maintain a minimum clearance of $\frac{3}{8}$ " (10 mm) from the edges of the panel.

IMPORTANT: Complete the installation of the cooktop before installing the horizontal panel.

Measurements in inches (mm)
Cooktop over drawer



Measurements in inches (mm)
Cooktop over door



Accessories: To purchase Bosch accessories, cleaners & parts please visit www.bosch-home.com/us/store or call 1-800-944-2904 (Mon to Fri 5 am to 6 pm PST, Sat 6 am to 3 pm PST).

Notes: All height, width and depth dimensions are shown in inches. BSH reserves the absolute and unrestricted right to change product materials and specifications, at any time, without notice. Consult the product's installation instructions for final dimensional data and other details prior to making cutout.

Warranties: Please see Use & Care manual or Bosch website for statement of limited warranty.

For more information on our entire line of products, go to www.bosch-home.com/us or call 1-800-944-2904

© BSH Home Appliances Corporation. All rights reserved. Bosch is a registered trademark of Robert Bosch GmbH.

30" Speed Combination Oven

Benchmark® Series – Stainless Steel HBLP752UC



HBLP752UC
Stainless Steel

The Bosch speed combination oven allows for faster cooking results and features a QuietClose® door.

Features & Benefits

Cooks Faster than a traditional oven and can be used as a microwave.

Dampened hinges softly and quietly guide the QuietClose® door shut.

The color TFT control panel with SteelTouch® buttons is easy to use.

A full-extension telescopic rack offers safe access to the oven cavity.

The wall oven is designed to be installed flush with cabinetry.

General Properties

Cooking modes – upper cavity	Speed oven; TFT display, 12 Auto Programs (including Auto Defrost, Melt Butter, Soften Ice Cream, Pizza), 9 Sensor Cook Programs, 9 SpeedChef® Programs, Hi & Lo Broil, European Convection, Keep Warm, Frozen Foods
Cooking modes – lower cavity	Bake, Variable Broil (hi & low), Roast, Warm, Sabbath, Proof Dough, Convection Bake, Convection Broil, Convection Roast, Pizza, Multi Rack Genuine European Convection, Convection Conversion, AutoProbe, Fast Preheat, EcoChef, Speed Convection (Frozen Foods)

Cleaning type – lower	Self Clean
Telescopic rack	1
Illumination type	LED (Upper) / Halogen (Lower)
Interior lights	1 Upper / 2 Lower

Oven Performance

Microwave power – upper cavity	1000 W
Bake / broil element wattages – upper cavity	600 / 1,750 W
Convection element wattages – upper cavity	1,700 W
Bake / broil element wattages – lower cavity	2,400 / 3,800 W
Convection element wattages – lower cavity	1700 W / 2000 W

Technical Details

Watts (W)	9,600 W
Circuit breaker (A)	40 A
Volts (V); Frequency (Hz)	240 / 208 V; 60 Hz
Power cord length (in)	50"
Plug type	Fixed Connection, No Plug
Energy source	Electric


Dimensions & Weight

Overall appliance dimensions (HxWxD)(in)	49" x 29 3/4" x 24 1/2"
Required cutout size – Standard (HxWxD) (in)	48 5/8" x 28 1/2" x 23 1/2"
Required cutout size – Flush (HxWxD) (in)	49 1/8" x 30" x 24 1/2"
Oven cavity size – upper	1.6 cu. ft.
Overall upper oven interior dimensions (HxWxD) (in.)	9 7/8" x 16 1/2" x 16 1/2"
Turntable – Metal Max. Cookware – upper	12 3/4" dia.
Turntable – Ceramic Max. Cookware – upper	12 1/2" dia.
Rack – Rectangular Cookware Max. – upper	15" x 12"
Oven cavity size – lower	4.6 cu. ft.
Overall lower oven interior dimensions (HxWxD) (in)	17 13/16" x 24 1/8" x 18"
Usable lower oven interior dimensions (HxWxD) (in)	12 5/16" x 23 1/4" x 15 1/4"
Net weight (lbs)	259 lbs

Accessories—Included

Upper Oven: Metal Turntable, Square rack, Ceramic Cooking Tray
Lower Oven: 1 Telescopic and 2 Standard Oven Racks, Temperature Probe, Broiler Pan

Accessories—Optional



HEZTR301
30" Telescopic Rack



*Wall oven only

Accessories: To purchase Bosch accessories, cleaners & parts please visit www.bosch-home.com/us/store or call 1-800-944-2904 (Mon to Fri 5 am to 6 pm PST, Sat 6 am to 3 pm PST).

Notes: All height, width and depth dimensions are shown in inches. BSH reserves the absolute and unrestricted right to change product materials and specifications, at any time, without notice. Consult the product's installation instructions for final dimensional data and other details prior to making cutout.

Warranties: Please see Use & Care manual or Bosch website for statement of limited warranty.

For more information on our entire line of products, go to www.bosch-home.com/us or call 1-800-944-2904

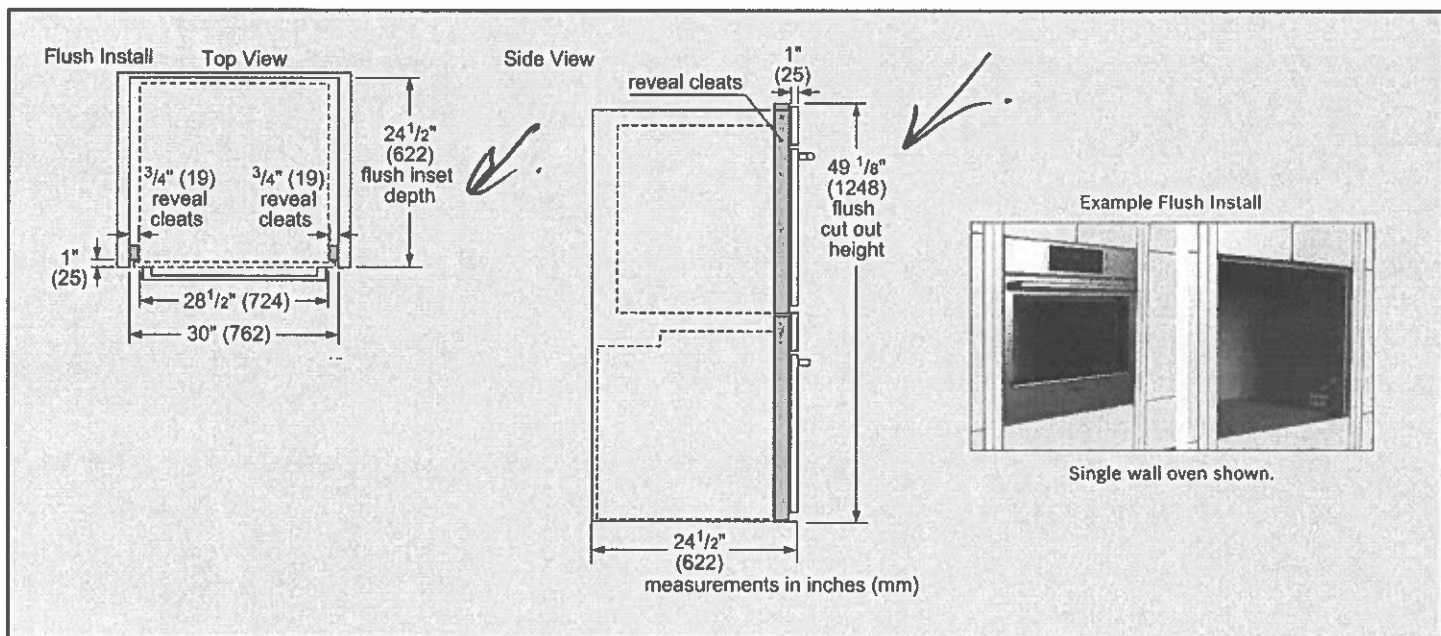
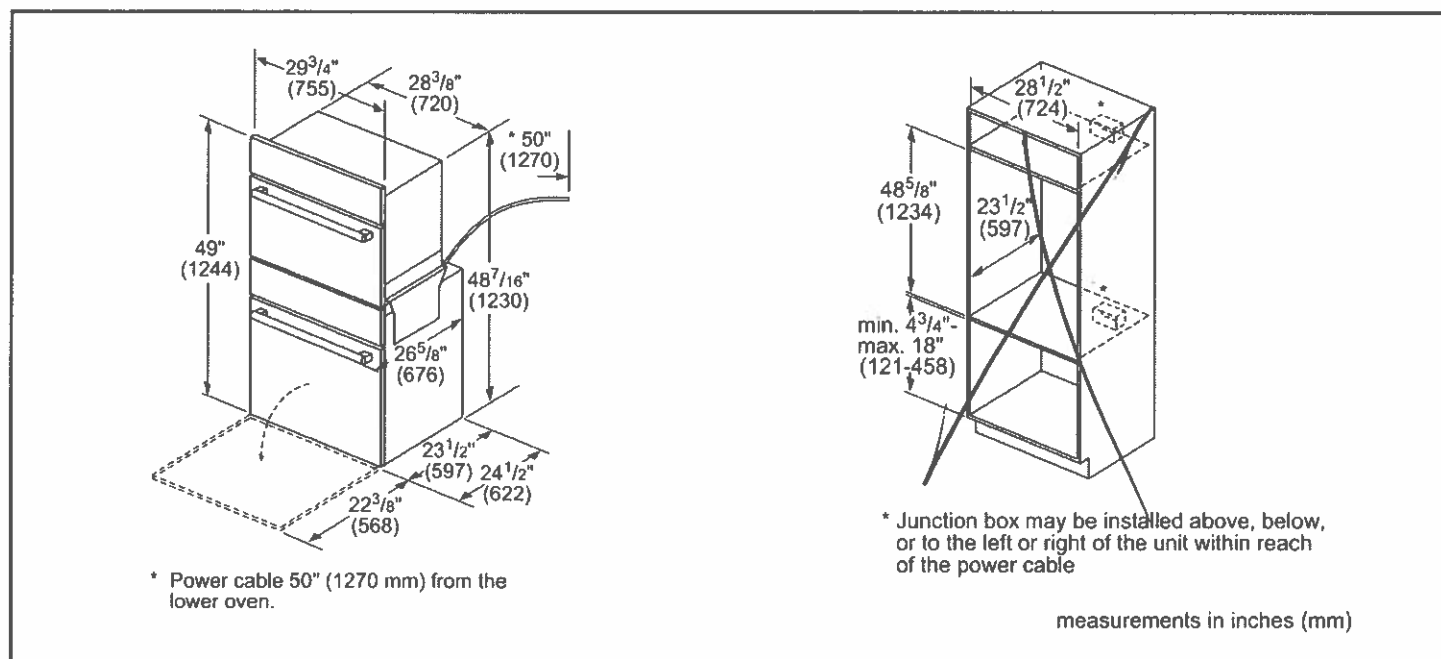
© BSH Home Appliances Corporation. All rights reserved. Bosch is a registered trademark of Robert Bosch GmbH.

30" Speed Combination Oven

Benchmark® Series – Stainless Steel HBLP752UC



Installation Details



Accessories: To purchase Bosch accessories, cleaners & parts please visit www.bosch-home.com/us/store or call 1-800-944-2904 (Mon to Fri 5 am to 6 pm PST, Sat 6 am to 3 pm PST).

Notes: All height, width and depth dimensions are shown in inches. BSH reserves the absolute and unrestricted right to change product materials and specifications, at any time, without notice. Consult the product's installation instructions for final dimensional data and other details prior to making cutout.


Warranties: Please see Use & Care manual or Bosch website for statement of limited warranty.

For more information on our entire line of products, go to www.bosch-home.com/us or call 1-800-944-2904

© BSH Home Appliances Corporation. All rights reserved. Bosch is a registered trademark of Robert Bosch GmbH.

24" Recessed Handle Dishwasher

300 Series – Stainless Steel SHEM63W55N



SHEM63W55N
Stainless Steel

Also available in:

White SHEM63W52N
Black SHEM63W56N

The 3rd rack provides the perfect space for silverware and large utensils while its V shape leaves room below for taller items.

Features & Benefits

44 dBA: dishwasher runs quietly so your kitchen conversations aren't interrupted.

With PrecisionWash®, intelligent sensors and precision spray arms target every item of every load, so dishes come out sparkling clean every time.

The AquaStop® leak protection system contains leaks through a precisely engineered system. If a leak occurs, the system contains it by shutting down operation and pumping out water. So you have the ultimate peace of mind whether you are away or at home.

General Properties

Number of wash cycles	5
Number of options	4
dBA	44
Drying system	PureDry
Third rack	Standard 3rd Rack
Rack adjustability	Rackmatic®
Tub material	Stainless Steel
Control type	Buttons
Concealed water heating element	Yes
Leak protection system	24/7 AquaStop®
NSF®-certified* sanitize option	Yes
Water softener	No
Five-level wash	Yes
ChildLock	Yes
Special features	Extra Dry Option

Efficiency

Water usage per cycle	3.5
Energy efficiency class	Tier 1
ENERGY STAR® qualified	Yes
Total annual energy consumption (kWh)	269
Total annual water consumption (g)	623.5

Capacity

Number of place settings	16
--------------------------	----

Technical Details

Watts (W)	1440 W
Current (A)	12 Amps
Volts (V)	120 V
Frequency (Hz)	60 Hz
Power cord full length	67"
Power cord install length from edge of unit when facing the door (in)**	Left – 45" Right – 56"
Minimum water pressure (lb/sin)	14
Length outlet hose (in)	79"

Dimensions & Weight

Overall appliance dimensions (HxWxD) (in)	33 7/8" x 23 9/16" x 23 3/4"
Required cutout size (HxWxD) (in)	33 7/8" x 23 5/8" x 24"
Adjustable feet	Yes
Net weight (lbs)	91 lbs

Accessories—Optional

Junction Box	SMZPCJB1UC
Bosch Dishwasher Water Supply Hose	SMZSH002UC
Drain Hose Extension Kit	SGZ1010UC
Dishwasher Accessory Kit	SMZ5000
Anti-Tarnish Silverware Cassette	SMZ5002UC
Edge Protector + Power Cord Clip Install Kit	SMZEPCC1UC



*Certification to NSF/ANSI Standard 184 for residential dishwashers

**September 2020 running production change to remove adhesive routing clips for power cord. These clips and the edge protector are now included in the dishwasher accessory kit # SMZEPCC1UC.

Accessories: To purchase Bosch accessories, cleaners & parts please visit www.bosch-home.com/us/store or call 1-800-944-2904 (Mon to Fri 5 am to 6 pm PST, Sat 6 am to 3 pm PST).

Notes: All height, width and depth dimensions are shown in inches. BSH reserves the absolute and unrestricted right to change product materials and specifications, at any time, without notice. Consult the product's installation instructions for final dimensional data and other details prior to making cutout.

Warranties: Please see Use & Care manual or Bosch website for statement of limited warranty.

For more information on our entire line of products, go to www.bosch-home.com/us or call 1-800-944-2904

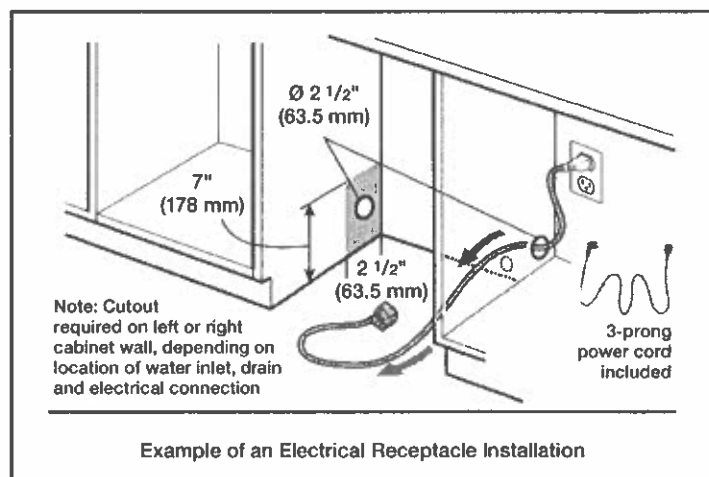
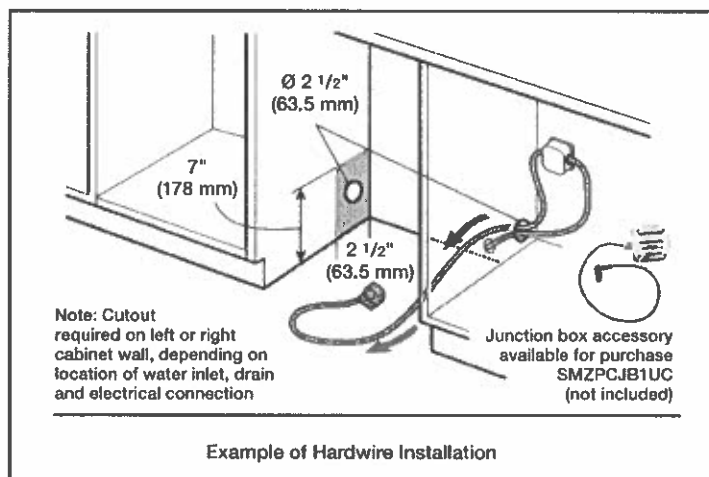
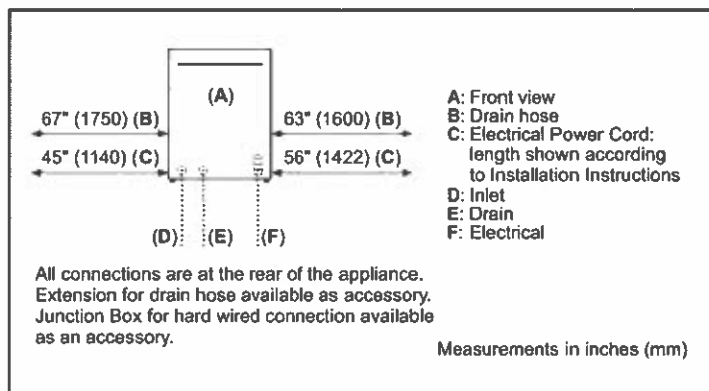
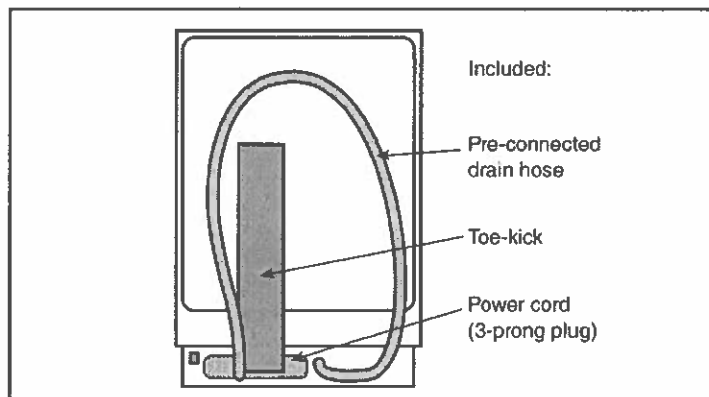
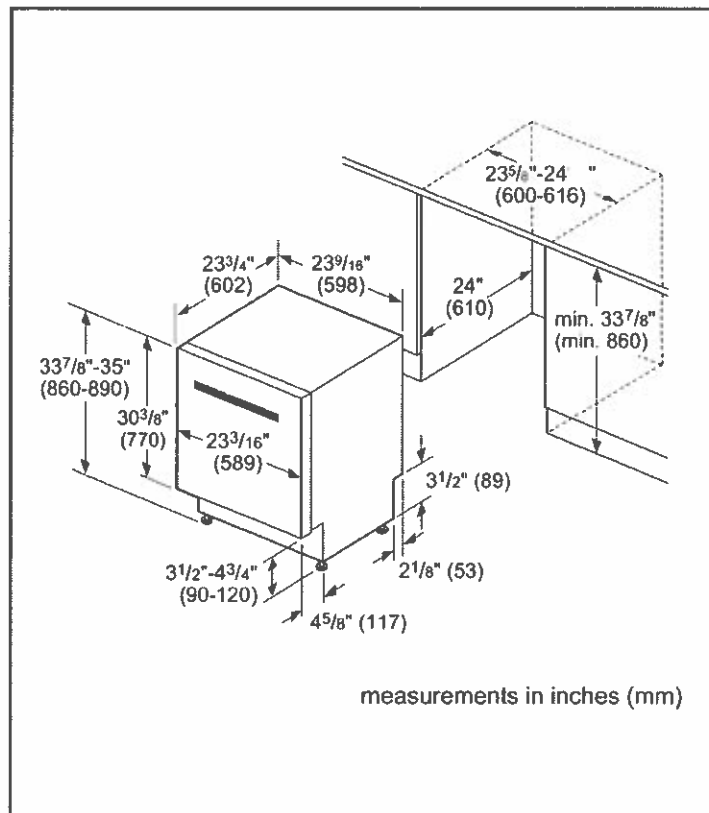
© BSH Home Appliances Corporation. All rights reserved. Bosch is a registered trademark of Robert Bosch GmbH.

24" Recessed Handle Dishwasher

300 Series – Stainless Steel SHEM63W55N



Installation Details




Accessories: To purchase Bosch accessories, cleaners & parts please visit www.bosch-home.com/us/store or call 1-800-944-2904 (Mon to Fri 5 am to 6 pm PST, Sat 6 am to 3 pm PST).

Notes: All height, width and depth dimensions are shown in inches. BSH reserves the absolute and unrestricted right to change product materials and specifications, at any time, without notice. Consult the product's installation instructions for final dimensional data and other details prior to making cutout.

Warranties: Please see Use & Care manual or Bosch website for statement of limited warranty.


For more information on our entire line of products, go to www.bosch-home.com/us or call 1-800-944-2904

© BSH Home Appliances Corporation. All rights reserved. Bosch is a registered trademark of Robert Bosch GmbH.



AREZZO
INSERT

ASPIRE SERIES



Arezzo provides professional grade performance, while being discreetly mounted inside the cabinetry. Arezzo is available in 28^{1/2}" width with a 600 CFM blower, and equipped with a 1200 CFM blower for widths of 34^{1/2}", 40^{1/2}" and 46^{1/2}" for extraordinary ventilating power. Stainless rotating knob controls operate the 4 speed blower and halogen lighting.

Easy maintenance, higher efficiency and a cleaner kitchen are ensured by Elica's patented Baffle Slot Filters, which capture a higher percentage of contaminants and hold larger volumes of grease than traditional baffle filters. Arezzo is designed for standard ducted installation only.

MODELS

AR628SS	Arezzo 28" Stainless
AR134SS	Arezzo 34" Stainless ←
AR140SS	Arezzo 40" Stainless
AR146SS	Arezzo 46" Stainless

DIMENSIONS


28 1/2"W x 22"D x 11 1/2"H)
34 1/2"W x 22"D x 11 1/2"H)
40 1/2"W x 22"D x 11 1/2"H)
46 1/2"W x 22"D x 11 1/2"H)



Halogen Lamps



Stainless Rotating
Knob Controls



Stainless Steel
Baffle Slot Filters

AREZZO

EAR628S4

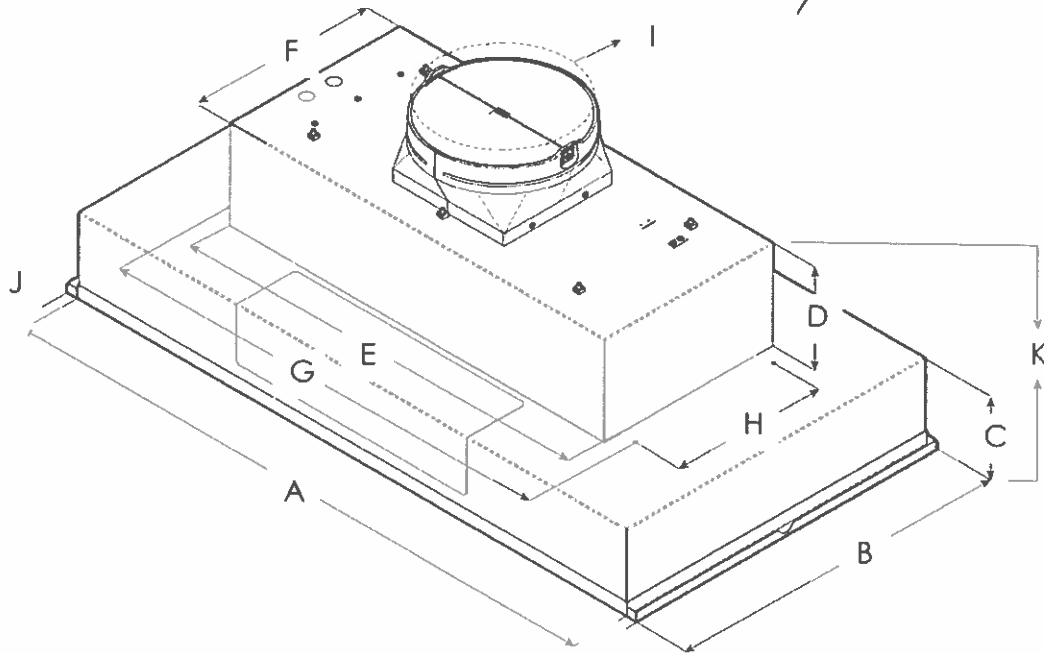
EAR134S4

EAR140S4

EAR146S4

ELICA EAR134S4

10" DUCT



	EAR628S4	EAR134S4	EAR140S4	EAR146S4
A	28½" (72.4 cm)	34½" (87.6 cm)	40½" (103 cm)	48½" (118 cm)
B	22" (55.9 cm)	22" (55.9 cm)	22" (55.9 cm)	
C	57⅞" (13.8 cm)			
D	6 ½" (16.4 cm)			
E	27 9/16" (70 cm)			
F	12 7/16" (31.6 cm)			
G	29 13/16" (75.7 cm)			
H	10 1/8" (25.7 cm)			
I	10" (25.4 cm)			
J	¾" (1.9 cm)			
K	12" (30.4 cm)			