


RF23A9771SR

SAMSUNG

22.5 cu. ft. Smart Counter Depth 4-Door Flex™
Refrigerator featuring Family Hub™ with Beverage Center
and Dual Ice Maker



6 Simple Truths

What's for dinner?

Food recognition lets you know what's inside your fridge, quickly plan weekly meals, search for recipes, shop for missing ingredients and preheat your oven, all from the Family Hub™.

I love entertaining friends and family.

Stream your favorite music apps on the Family Hub™ through a premium speaker.

I don't want to miss my favorite show.

Mirror shows, movies, or live sports from your Samsung TV or smartphone on the Family Hub™.

I love getting more done.

Get a notification on the Family Hub™ when the laundry is done.

I want to manage my life with ease.

See who's at the front door, monitor multiple rooms and adjust the thermostat, all from the Family Hub™.


It's the little moments that matter.

Upload pictures or videos remotely, leave handwritten notes and set calendar reminders, all on your Family Hub™.

Available Colors

 Fingerprint Resistant
Stainless Steel (shown)

 Fingerprint Resistant
Black Stainless Steel



Beverage Center



Dual Ice Maker with Ice Bites

Design

- Beverage Center
- Modern Design
- Built-in Look

Technology

- Family Hub™
- Dual Ice Maker with Ice Bites and Cubed Ice
- UV Deodorizing Filter

Performance

- FlexZone™
- Flex Crisper
- Triple Cooling

Rating



ENERGY STAR® rated:
631 kWh/yr



ADA Compliant

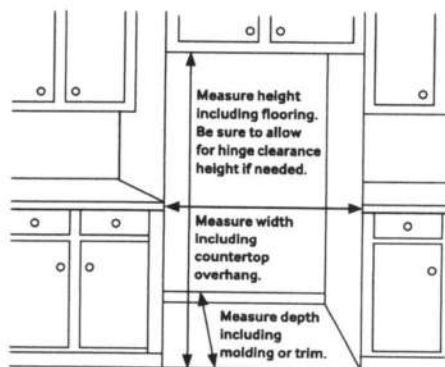
22.5 cu. ft. Smart Counter Depth 4-Door Flex™ Refrigerator featuring Family Hub™ with Beverage Center and Dual Ice Maker

Installation Specifications

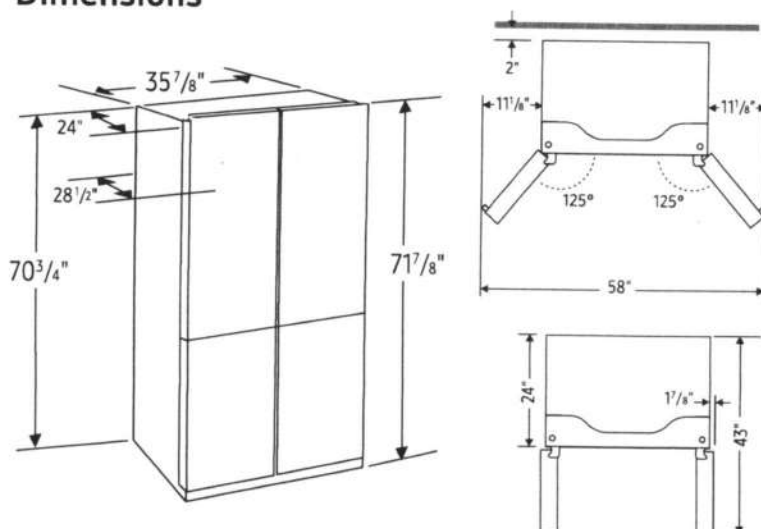
1. Measure the height, width and depth of the opening, making sure to include baseboards, molding tile, countertop overhang, etc. Check to be sure there is enough room to open the door (consider walls, islands or other obstacles when measuring).
2. Refer to illustration below to determine dimensions.
3. Allow 2.5" of clearance on hinge side of refrigerator when installing next to a wall where handle may make contact.
4. Allow 1" minimum clearance at rear for proper air circulation and water/electrical connections. Allow a 3/8" minimum clearance at sides and top for ease of installation.
5. Ensure each door and entryway in the home is wide enough for the refrigerator to be moved through easily.

For optimal usage and ability to open refrigerator doors completely, do not install next to a wall.

Please note: The following dimension and cutout information is for planning purposes only. For complete installation details, consult manual packed with product or download manual online at samsung.com.



Dimensions



Total Capacity: 22.5 cu. ft.

Refrigerator: 13.7 cu. ft.

- 4 Tempered Glass Spill-Proof Shelves
- 2 Clear Drawers: Flex Crisper and Crisper+
- 6 Door Bins
 - Right: 1 Gallon Bin, 2 Regular Bins
 - Left: 1 Gallon Bin, 2 Regular Bins
- LED Lighting

Freezer: 8.8 cu. ft.

- Dual Ice Maker in Freezer (Ice Bites or Cubed Ice)
 - 2 Ice Buckets with Cover and 1 Scoop
- 3 Slide-Out Shelves
- 6 Door Bins
- LED Lighting

Accessories

Water Filter: HAF-QIN

Warranty

One (1) Year Parts and Labor on Refrigerator

Five (5) Years Parts and Labor on Sealed Refrigeration System Only*

Ten (10) Years Parts and Five (5) Years Labor on Digital Inverter Compressor

*Compressor, evaporator, condenser, drier and connecting tubing.

Product Dimensions & Weight

Dimensions (WxHxD with hinges and doors):

35 7/8" x 71 7/8" x 28 1/2"

Dimensions (WxHxD without hinges and doors):

35 7/8" x 70 3/4" x 24"

Weight: 337.3 lbs

Shipping Dimensions & Weight (WxHxD)

Dimensions: 38 1/4" x 77 5/8" x 30 3/5"

Weight: 359.3 lbs


Color	Model #	UPC Code
Fingerprint Resistant Stainless Steel	RF23A9771SR	887276525792
Fingerprint Resistant Black Stainless Steel	RF23A9771SG	887276524818

NA30N7755TS

SAMSUNG

30" Gas Cooktop

LOT-155B
JATINDER SUDAN ✓
SANDEEP K SUDAN



Signature Features

22K True Dual-Power Burner

- Two independent heating burners offer intense heat and precise control to quickly boil water or temper chocolate.

Analog Controls with Digital Wi-Fi and Bluetooth® Technology

- The ultimate combination of analog comfort and digital technology delivers exceptional cooking performance.

Cast Iron Griddle

- Cook breakfast, grill sandwiches, or sauté vegetables on the removable griddle.

Available Colors



Stainless Steel (shown)



Fingerprint Resistant
Black Stainless Steel



22K True Dual-Power Burner



Cast Iron Griddle

Features

- Bluetooth® Connected to Hood
- Blue LED Lights
- Wi-Fi Connectivity
- Powerful Cooktop
 - Right Front: 13K BTU
 - Left Front: 9.5K BTU
 - Right Rear: 5K BTU
 - Left Rear: 9.5K BTU
 - Center: True Dual, 22K BTU (Brass)

- Cast Iron 3-Piece Grates
- Sealed Burners
- Burner On/Off Monitoring
- ADA Compliant

Convenience

- Wok Grate
- LP Conversion Kit



ADA Compliant

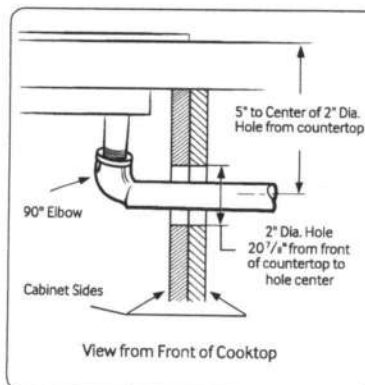
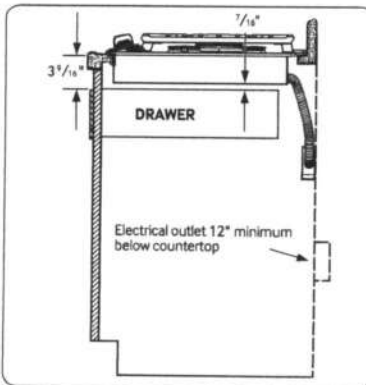
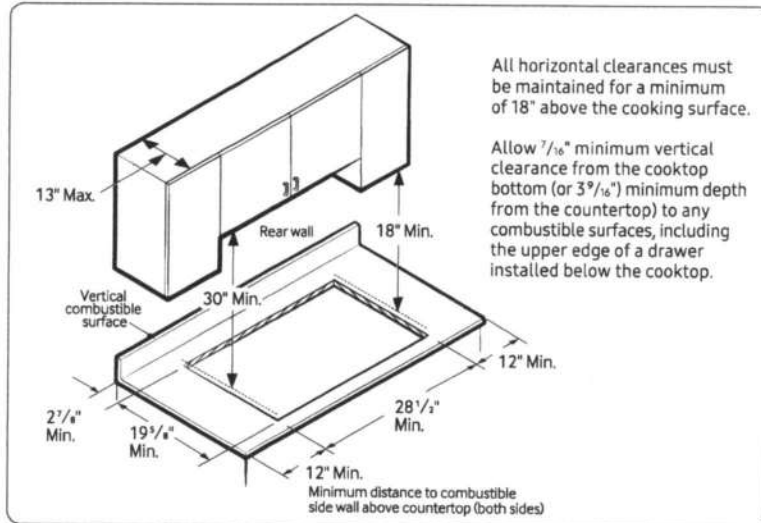
NA30N7755TS

SAMSUNG

30" Gas Cooktop

Installation Requirements

Countertop cut-out and minimum clearance dimensions:



Total Power (BTU)

59K

Power Source

120V / 60 Hz / 1A

Gas Cooktop (BTU)

- Right Front: 13K
- Left Front: 9.5K
- Right Rear: 5K Simmer
- Left Rear: 9.5K
- Center: 22K (True Dual)

Warranty

One (1) Year All Parts and Labor

Product Dimensions & Weight (WxHxD)

Outside (Max) Cooktop Dimensions:

30" x 5 41/72" x 22 1/3"

Cooktop Cut-Out Dimensions:

28 1/2" x 3 1/8" x 19 5/8"

Weight: 75.8 lbs. (76.3 lbs. Fingerprint Resistant Black Stainless Steel)

Shipping Dimensions & Weight (WxHxD)

Dimensions: 34 11/16" x 10 5/8" x 25 5/8"

Weight: 84.0 lbs. (84.9 lbs. Fingerprint Resistant Black Stainless Steel)

Color

Stainless Steel

Model

NA30N7755TS

UPC Code

887276281704

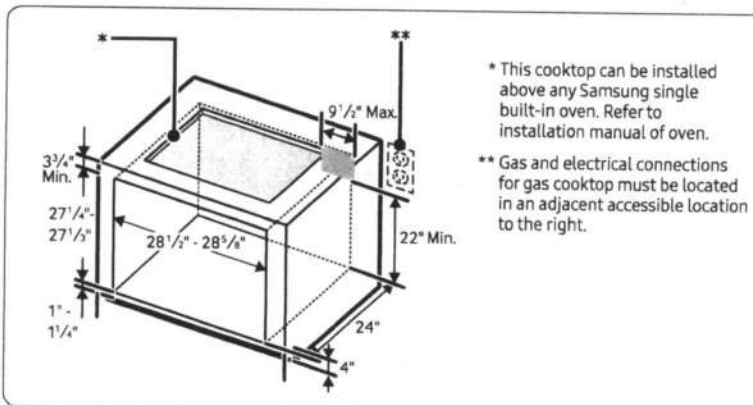
Fingerprint Resistant

Black Stainless Steel

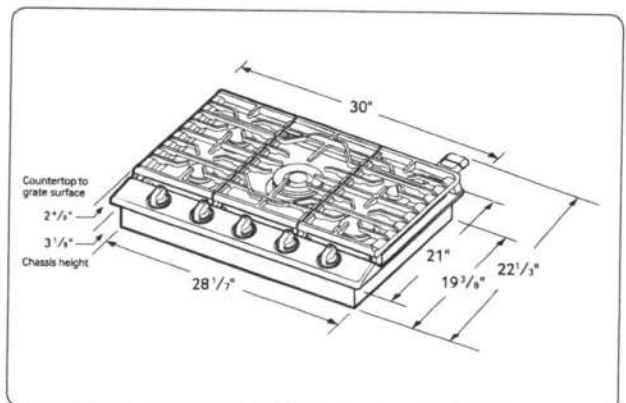
NA30N7755TG

887276281698

Installing Over a Single Oven



Cooktop Dimensions



30" Speed Combination Oven

800 Series – Stainless Steel HBL8753UC



BOSCH

Invented for life



HBL8753UC
Stainless Steel

Also available in:

Black HBL8743UC
Stainless Steel

Bosch speed combination ovens create an all-in-one cooking center with an upper speed oven and a Convection Pro oven below.

Features & Benefits

2-in-1 microwave and convection oven with 9 SpeedChef® programs to simplify cooking with fast results.

Convection Pro combines a third heating element with a back fan for even browning and time savings by using multiple racks at one time.

Oven is equipped with a self-cleaning cycle that easily cleans itself via 2, 3, and 4 hour cycle options.

Download the Home Connect® app to remotely monitor and control your Bosch wall oven with your smart phone or tablet.

General Properties

Home Connect® – lower cavity (WiFi enabled)	Yes
Oven modes – upper cavity	Speed oven; 12 Auto Programs (including Auto Defrost, Melt Butter, Soften Ice Cream, Pizza), 9 Sensor Cook Programs, 9 SpeedChef® Programs, Hi & Lo Broil, Convection Multi-Rack, Keep Warm, Frozen Foods
Oven modes – lower cavity	Bake, Variable Broil (hi & low), Roast, Warm, Sabbath, Proof Dough, Convection Bake, Convection Broil, Convection Roast, Pizza, Convection Multi-Rack, Convection Conversion, Temperature Probe, Fast Preheat
Cleaning type – lower	Self Clean
Telescopic rack	1
Illumination type	LED (Upper) / Halogen (Lower)
Interior lights	1 Upper / 2 Lower

Oven Performance

Microwave power – upper cavity	1000 W
Bake / broil element – upper cavity	600 / 1,750 W
Convection element – upper cavity	1,700 W
Bake / broil element – lower cavity	2,400 / 3,800 W
Convection element – lower cavity	2,000 W

Technical Details

Watts	9,600 W
Circuit breaker	40 A
Volts; Frequency	240 / 208 V; 60 Hz
Power cord length	60"
Plug type	Fixed Connection, No Plug
Energy source	Electric

Dimensions & Weight

Overall appliance dimensions (HxWxD)	49" x 29 3/4" x 24 1/2"
Required cutout size – Standard (HxWxD)	48 5/8" x 28 1/2" x 23 1/2"
Required cutout size – Flush (HxWxD)	49 1/8" x 30" x 24 1/2"
Speed oven cavity size – upper	1.6 cu. ft.
Overall upper speed oven interior dimensions (HxWxD)	9 7/8" x 16 1/2" x 16 1/2"
Metal turntable diameter	14 1/8" dia.
Ceramic tray diameter	13 3/4" dia.
Rack – rectangular cookware max. – upper	15" x 12"
Oven cavity size – lower	4.6 cu. ft.
Overall lower oven interior dimensions (HxWxD)	17 13/16" x 24 1/8" x 18"
Usable lower oven interior dimensions (HxWxD)	12 1/4" x 23 1/4" x 15 1/4"
Net weight	259 lbs

Accessories – Included

Upper Oven: Metal Turntable, Square rack, Ceramic Cooking Tray
Lower Oven: 1 Telescopic and 2 Standard Oven Racks, Temperature Probe

Accessories – Optional



HEZTR301
30" Telescopic Rack



00449757
Broiler Pan



00798845
30" Flat Rack



*Lower wall oven only

Accessories: To purchase Bosch accessories, cleaners & parts please visit www.bosch-home.com/us/store or call 1-800-944-2904 (Mon to Fri 5 am to 6 pm PST, Sat 6 am to 3 pm PST).

Notes: All height, width and depth dimensions are shown in inches. BSH reserves the absolute and unrestricted right to change product materials and specifications, at any time, without notice. Consult the product's installation instructions for final dimensional data and other details prior to making cutout.

Warranties: Please see Use & Care manual or Bosch website for statement of limited warranty.

For more information on our entire line of products, go to www.bosch-home.com/us or call 1-800-944-2904

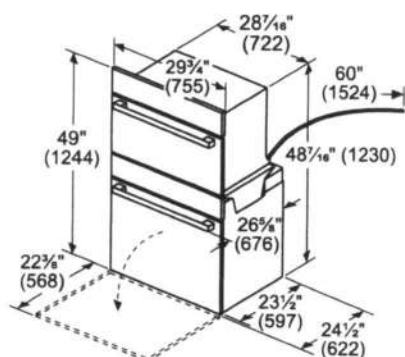
© BSH Home Appliances Corporation. All rights reserved. Bosch is a registered trademark of Robert Bosch GmbH.

30" Speed Combination Oven

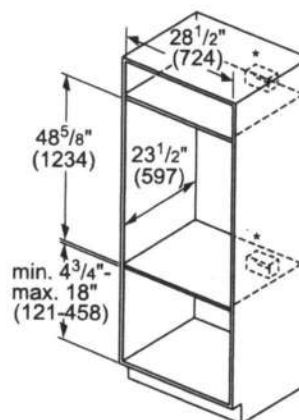
800 Series – Stainless Steel HBL8753UC



Installation Details



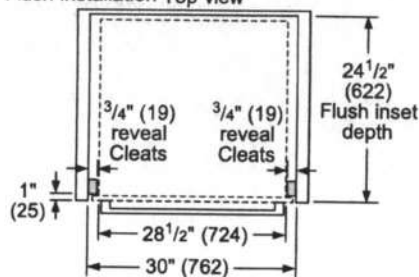
() = mm



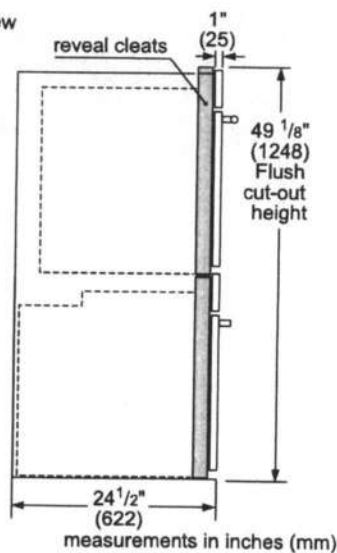
* Junction box may be installed above, below, or to the left or right of the unit within reach of the power cable

measurements in inches (mm)

Flush installation Top view




Side view



measurements in inches (mm)

Example Flush Install



Single wall oven shown.

Accessories: To purchase Bosch accessories, cleaners & parts please visit www.bosch-home.com/us/store or call 1-800-944-2904 (Mon to Fri 5 am to 6 pm PST, Sat 6 am to 3 pm PST).
Notes: All height, width and depth dimensions are shown in inches. BSH reserves the absolute and unrestricted right to change product materials and specifications, at any time, without notice. Consult the product's installation instructions for final dimensional data and other details prior to making cutout.

Warranties: Please see Use & Care manual or Bosch website for statement of limited warranty.


For more information on our entire line of products, go to www.bosch-home.com/us or call 1-800-944-2904

© BSH Home Appliances Corporation. All rights reserved. Bosch is a registered trademark of Robert Bosch GmbH.

DW80R9950

SAMSUNG

Samsung Linear Wash 39 dBA Dishwasher



Signature Features

Linear Wash System

- AquaBlast™ jets provide corner to corner coverage for superior cleaning.

Whisper Quiet Cleaning

- Less noise and less disturbance with virtually silent wash cycles at 39 dBA.

AutoRelease™ Door

- At the end of a cycle, the door automatically opens to circulate air and improve drying performance.

Available Colors




Fingerprint Resistant
Stainless Steel (shown)




Fingerprint Resistant
Black Stainless Steel



Fingerprint Resistant
Tuscan Stainless Steel



Linear Wash System



AutoRelease™ Door

Features

- Flexible 3rd Rack
- Fingerprint Resistant Stainless Finish
- Zone Booster™
- Touch Control
- Quiet Operation: 39 dBA
- Wi-Fi Connectivity
- 7 Wash Cycles
- 8 Options
- Half-Load Cycle
- Express Cycle: 60 Minutes
- One-Touch Adjustable Racking System
- Full Stainless Steel Interior
- 15 Place Settings
- 3 Spray Wash Arms (Upper, Middle, Lower)

Convenience

- LED Time Display
- Control Lock
- Delay Start
- Digital Leak Sensor

Rating

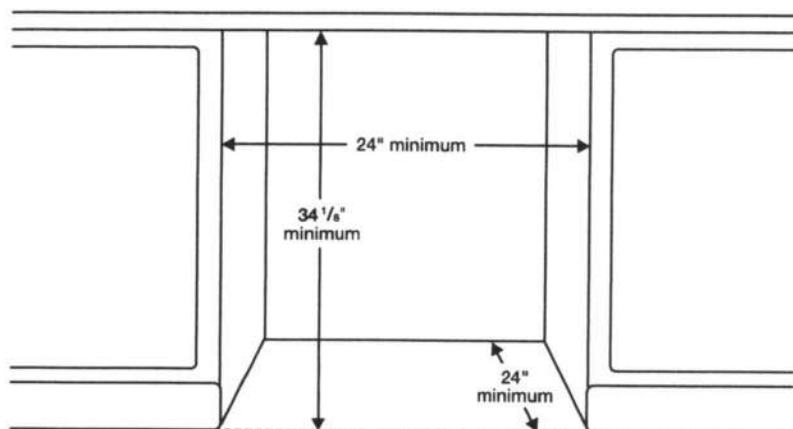
ENERGY STAR®-rated:
239 kWh/yr

DW80R9950

SAMSUNG

Samsung Linear Wash 39 dBA Dishwasher

Installation Specifications



Features

- 7 Wash Cycles: Auto, Normal, Heavy, Delicate, Express 60, Rinse Only, Self Clean
- 8 Options: Half-Load Wash (Lower Rack), Zone Booster™ (Left), Speed Booster, Hi-Temp Wash, Sanitize (Anti-bacterial – NSF), Delay Start, Control Lock, Smart Control (Wi-Fi App)
- AutoRelease™ Door
- Hidden Heat Element
- Stainless Steel Interior Tub

Convenience

- Control Lock
- Digital Water Leakage Sensor
- Flexible Third Rack
- One-Touch Adjustable Racking System
- Silverware Basket
- Upper Rack: Foldable Cup Shelves, 2 Adjustable Tines
- Lower Rack: Fold-Down Tines

Warranty

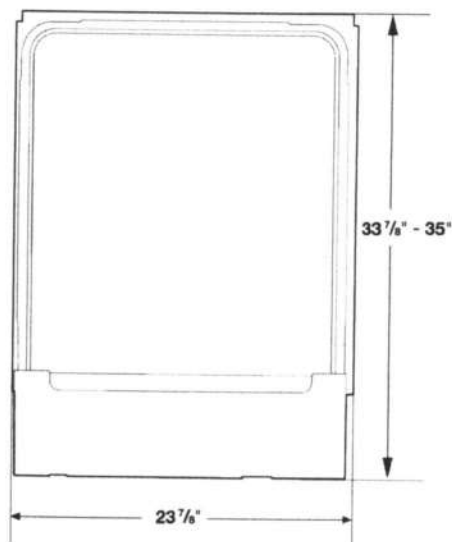
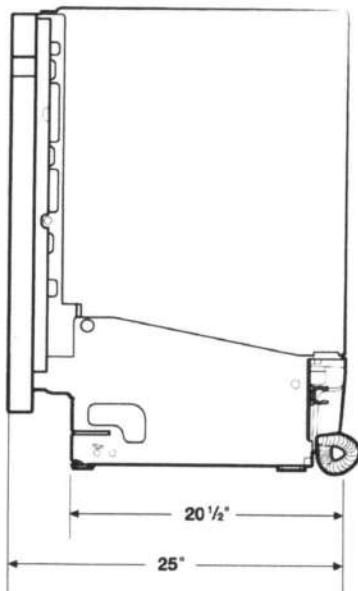
One (1) Year All Parts and Labor

Five (5) Year Limited on Printed Circuit Board and Interior Nylon Racks

Dimensions

Side View

Rear View



Product Dimensions & Weight (WxHxD)

Dimensions (height is adjustable):

23 7/8" x 33 7/8" – 35" x 25"

Weight: 95 lbs

Shipping Dimensions & Weight (WxHxD)

Dimensions:

26" x 34 3/4" x 29 3/4"

Weight: 101 lbs

Color

Model

UPC Code

Fingerprint Resistant
Stainless Steel

DW80R9950US 887276296647

Fingerprint Resistant
Black Stainless Steel


DW80R9950UG 887276296623

Fingerprint Resistant
Tuscan Stainless Steel

DW80R9950UT 887276320137

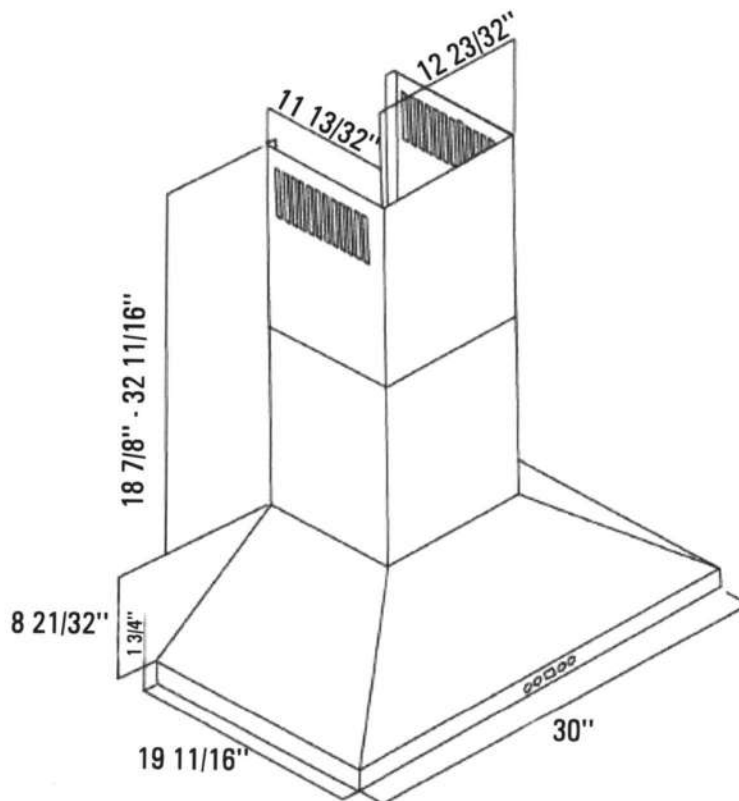


AVO-308CS
30" Mural hood - professional design - MSRP: \$819.00

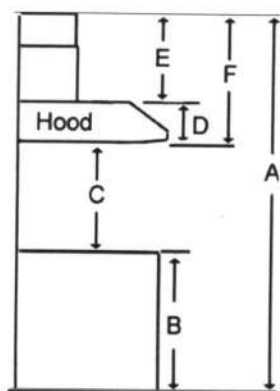


Model		AVO-308CS
Features		
Control	Soft touch with LED display	
Lighting	2 bulbs, 3W LED (bulbs included)	
Blower type	860 CFM, 6-Speed	
Blower performance	Speed 1, 1.5 sones	
	Speed 6, 5.0 sones	
Filter type	2 Stainless steel baffle filters (included)	
Duct transition	6" Round (Top)	
Ducting	Ducted	
Exterior Appearance		
Stainless steel grade	201	
Electrical Requirements		
Electrical requirements	120V / 60Hz / 2.7 Amps	
Dimensions		
Dimensions	29 1/2" (W) x 19 3/4" D) x 10 1/4" (H)	
Warranty		
1-year Warranty	Parts and labour, in-home service	

Dimensions



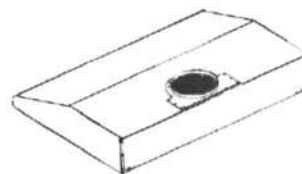
Installation



A	Floor to ceiling Height	TBD
B	Floor to counter Top Height (standard)	36"
C	Recommended Height between cooking surface and bottom of the hood	26" min. - 30" max
D	Hood Height	29 5/16" to 43 3/32"
E	cabinet Height	TBD

Duct transition

6" Round (Top)



The information contained herein is based on sources that we believe to be reliable, but is not guaranteed by us, may be incomplete or may change without notice