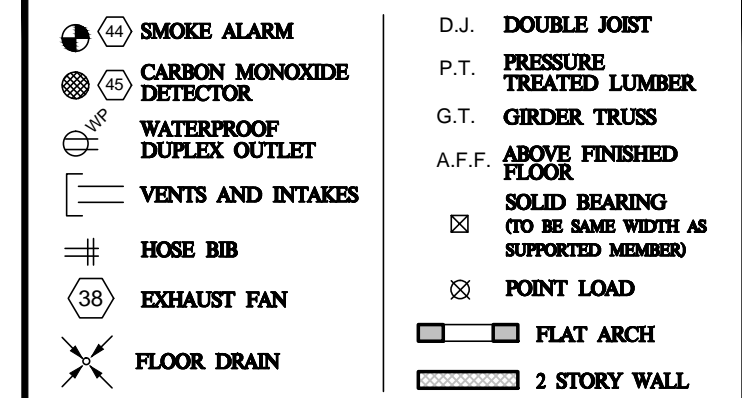
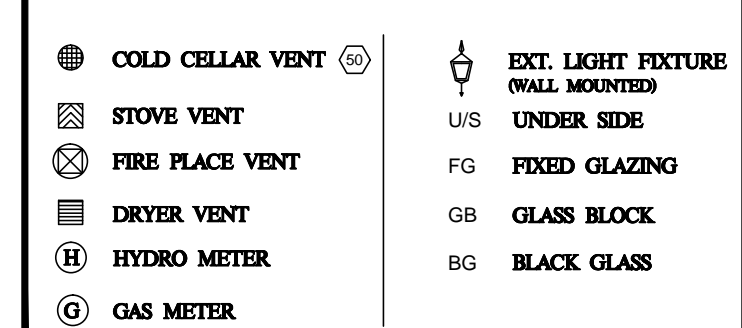


THESE DRAWINGS ARE NOT TO BE SCALED.
ALL DIMENSIONS MUST BE VERIFIED BY CONTRACTOR PRIOR
TO COMMENCEMENT OF ANY WORK, ANY DISCREPANCIES
MUST BE REPORTED DIRECTLY TO RN DESIGN LTD.
REVISED NOV.21, 2013 -RN STAFF IN ACCORDANCE TO SB-12 COMPLIANCE PACKAGE J

LEGEND / PLANS



LEGEND / ELEVATIONS



I, NELSON CUNHA DECLARE THAT I HAVE REVIEWED AND TAKE DESIGN RESPONSIBILITY FOR THE DESIGN WORK ON BEHALF OF RN DESIGN LIMITED UNDER DIVISION C, PART 3, SUBSECTION 3.2.4. OF THE BUILDING CODE. I AM QUALIFIED, AND THE FIRM IS REGISTERED, IN THE APPROPRIATE CLASSES/CATEGORIES.

QUALIFIED DESIGNER BCIN	<u>21032</u>
FIRM BCIN	<u>26995</u>

FEBRUARY 14, 2014


DATE	SIGNATURE
------	-----------

No.	ISSUED OR REVISION COMMENTS	DATE	DWN	CHK
1.	ISSUED FOR CLIENT REVIEW	OCT. 31/13	CG	NC
2.	ROOF TRUSS CO-ORDINATION	DEC. 23/13	SB	NC
3.	FLOOR JOIST CO-ORDINATION	JAN. 16/14	KG	NC
4.	REVISED AS PER ENGINEER COMMENTS	FEB. 13/14	KG	NC
5.	REVISED AS PER ARCHITECTURAL CONTROL COMMENTS	FEB. 13/14	PV	NC
6.	ISSUED FOR FINAL	FEB. 14/14	AL	NC

FLOOR AREA CALCULATIONS				
ELEVATION	A	B	C	
FIRST FLOOR	2733	2716	2716	
SECOND FLOOR	N/A	N/A	N/A	
TOTAL (ft ²)	2733	2716	2716	
DEDUCT O.T.B.	8	8	8	
TOTAL (ft ²)	2725	2708	2708	
FIN. BASEMENT	105	105	105	
TOTAL (ft ²)	2830	2813	2813	
LOFT PLAN	N/A	N/A	N/A	
TOTAL (ft ²)	2830	2813	2813	
(m ²)	262.92	261.34	261.34	
COVERAGE (ft ²)	3175	3157	3157	
W/O PORCH (m ²)	294.97	293.29	293.29	
COVERAGE (ft ²)	3238	3220	3221	
W/ PORCH (m ²)	300.82	299.15	299.24	

MODEL	50-1 NON LOFT
-------	---------------

CLIENT **ZANCOR HOMES**
THE CASTLES OF KING CITY
KING CITY, ONTARIO



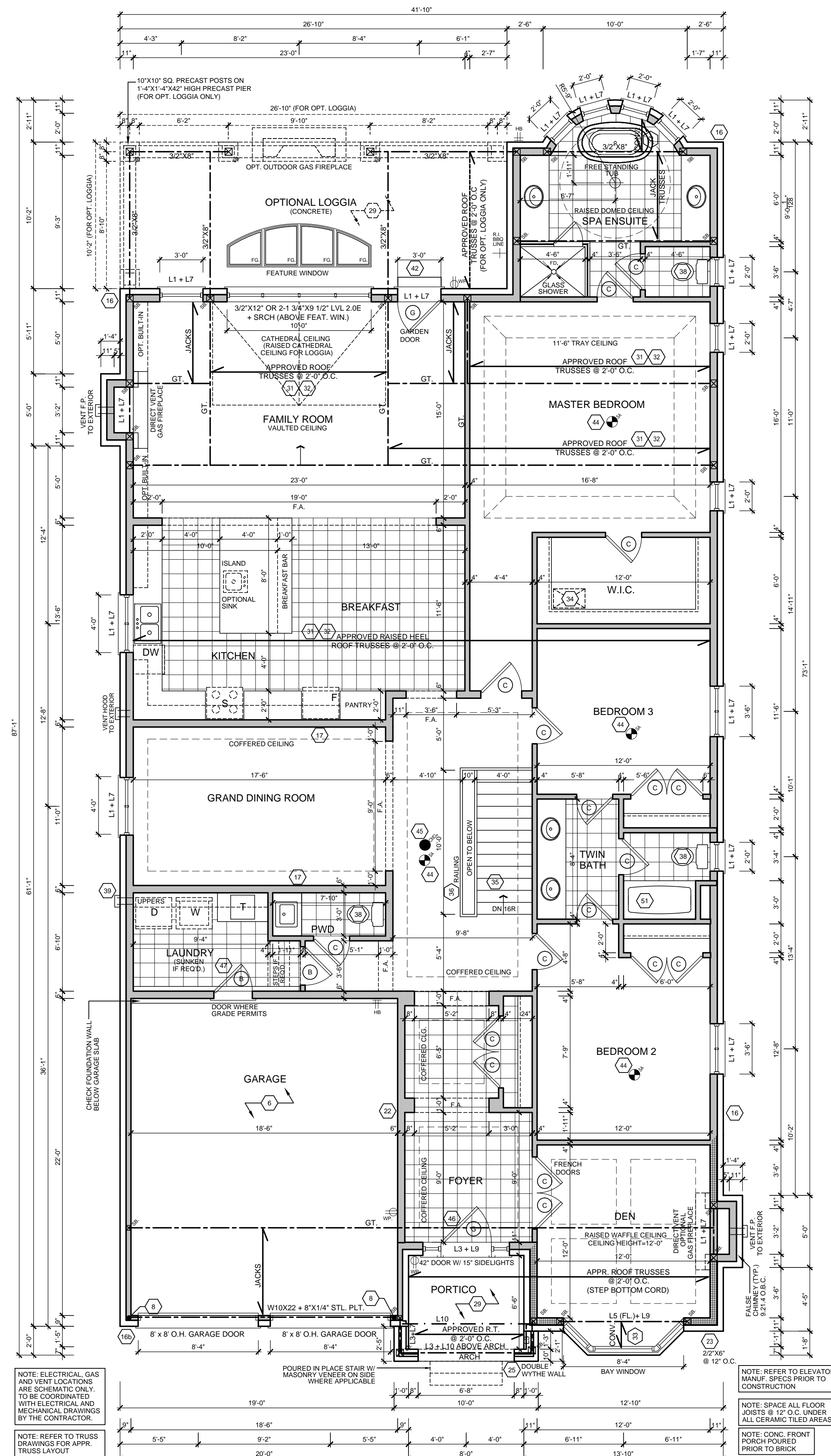
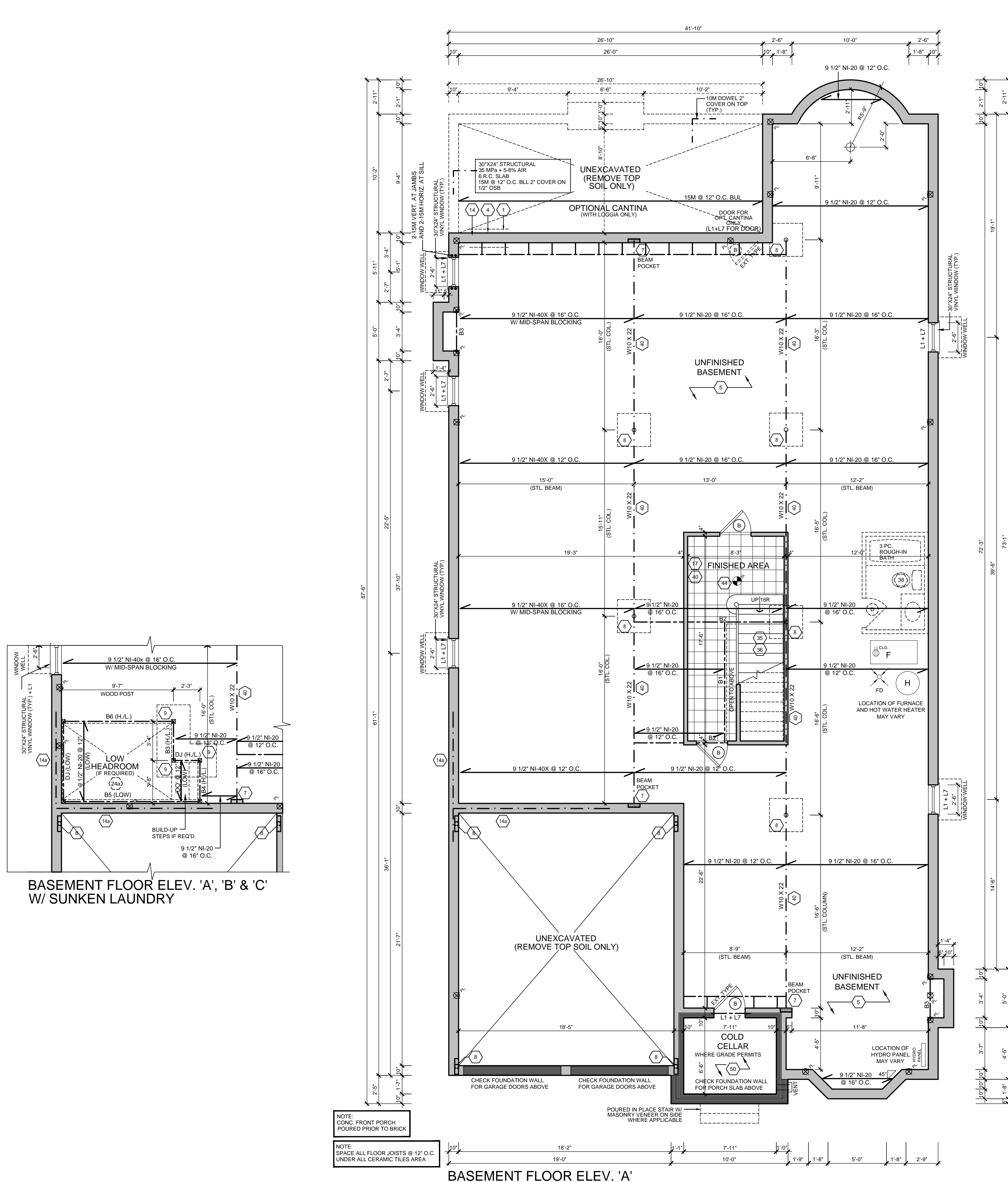
RN design
Imagine • Inspire • Create
TEL.(905)738-3177
FAX.(905)738-5449
DWG@RNDESIGN.COM

SALE	0/40!!	4/0!!
------	--------	-------

PROJECT NUMBER

GE

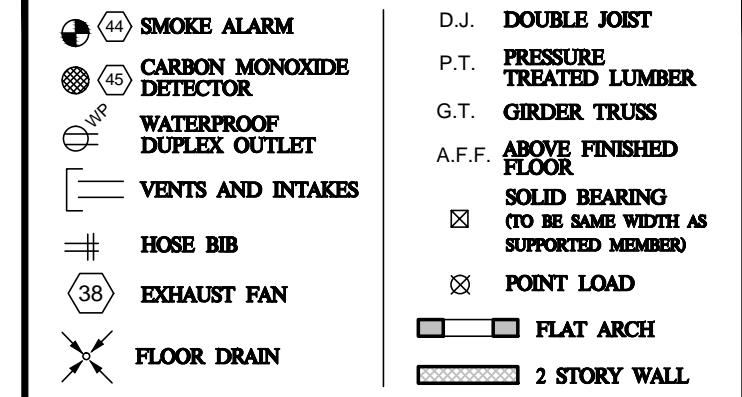
A1



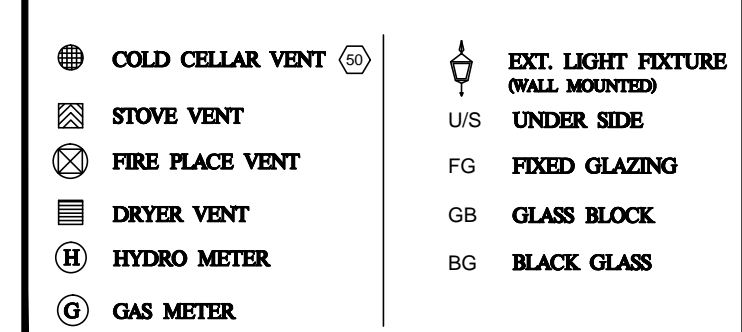
GROUND FLOOR ELEV. 'A'

THESE DRAWINGS ARE NOT TO BE SCALED.
ALL DIMENSIONS MUST BE VERIFIED BY CONTRACTOR PRIOR
TO COMMENCEMENT OF ANY WORK, ANY DISCREPANCIES
MUST BE REPORTED DIRECTLY TO RN DESIGN.
REVISED NOV 21, 2013 - RN STAFF IN ACCORDANCE TO SB-12 COMPLIANCE PACKAGE J

LEGEND / PLANS



LEGEND / ELEVATIONS

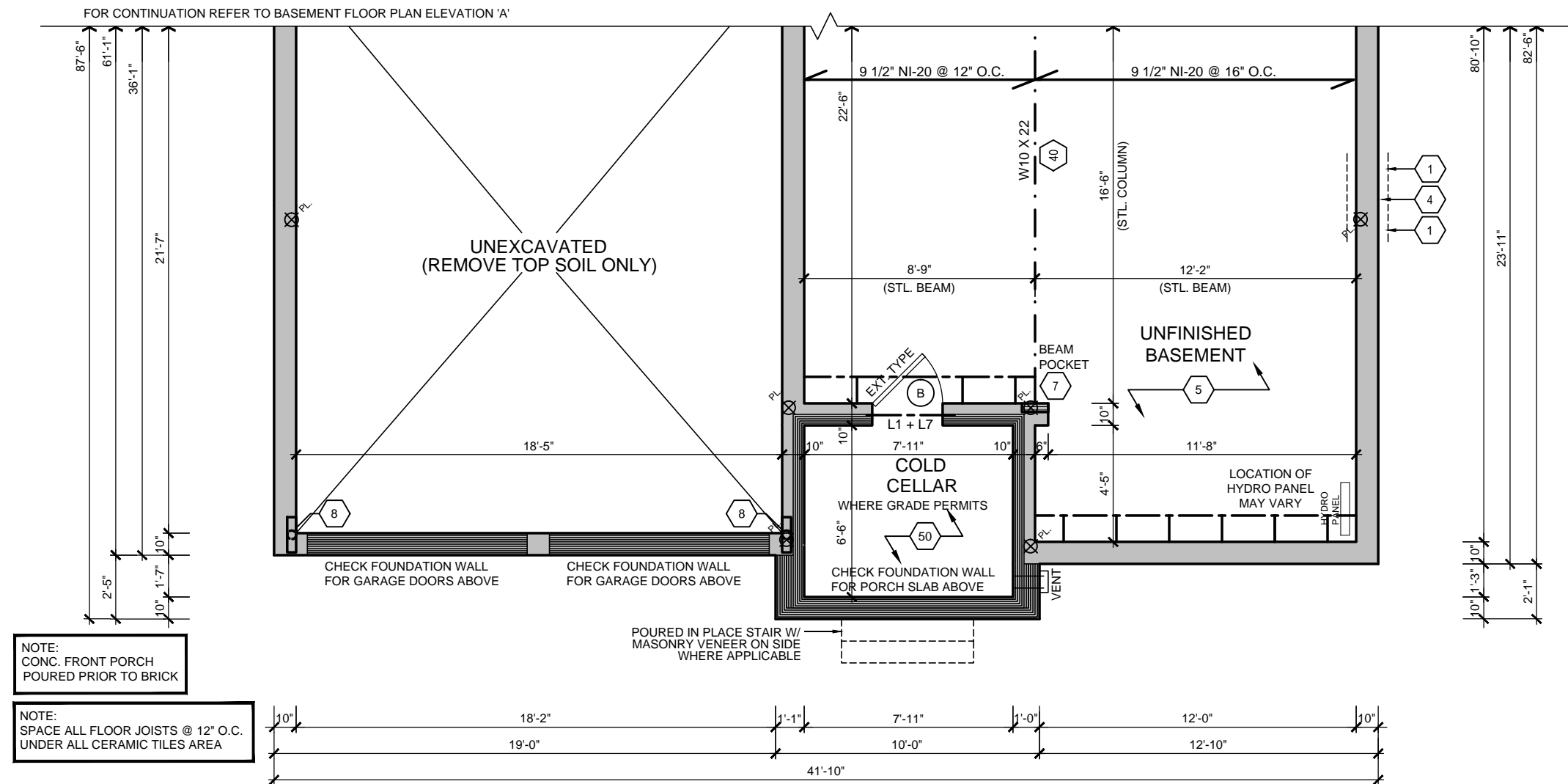


I, NELSON CUNHA DECLARE THAT I HAVE REVIEWED AND TAKE DESIGN RESPONSIBILITY FOR THE DESIGN WORK ON BEHALF OF RN DESIGN LIMITED UNDER DIVISION C, PART 3, SUBSECTION 3.2.4. OF THE BUILDING CODE. I AM QUALIFIED, AND THE FIRM IS REGISTERED, IN THE APPROPRIATE CLASSES/CATEGORIES.

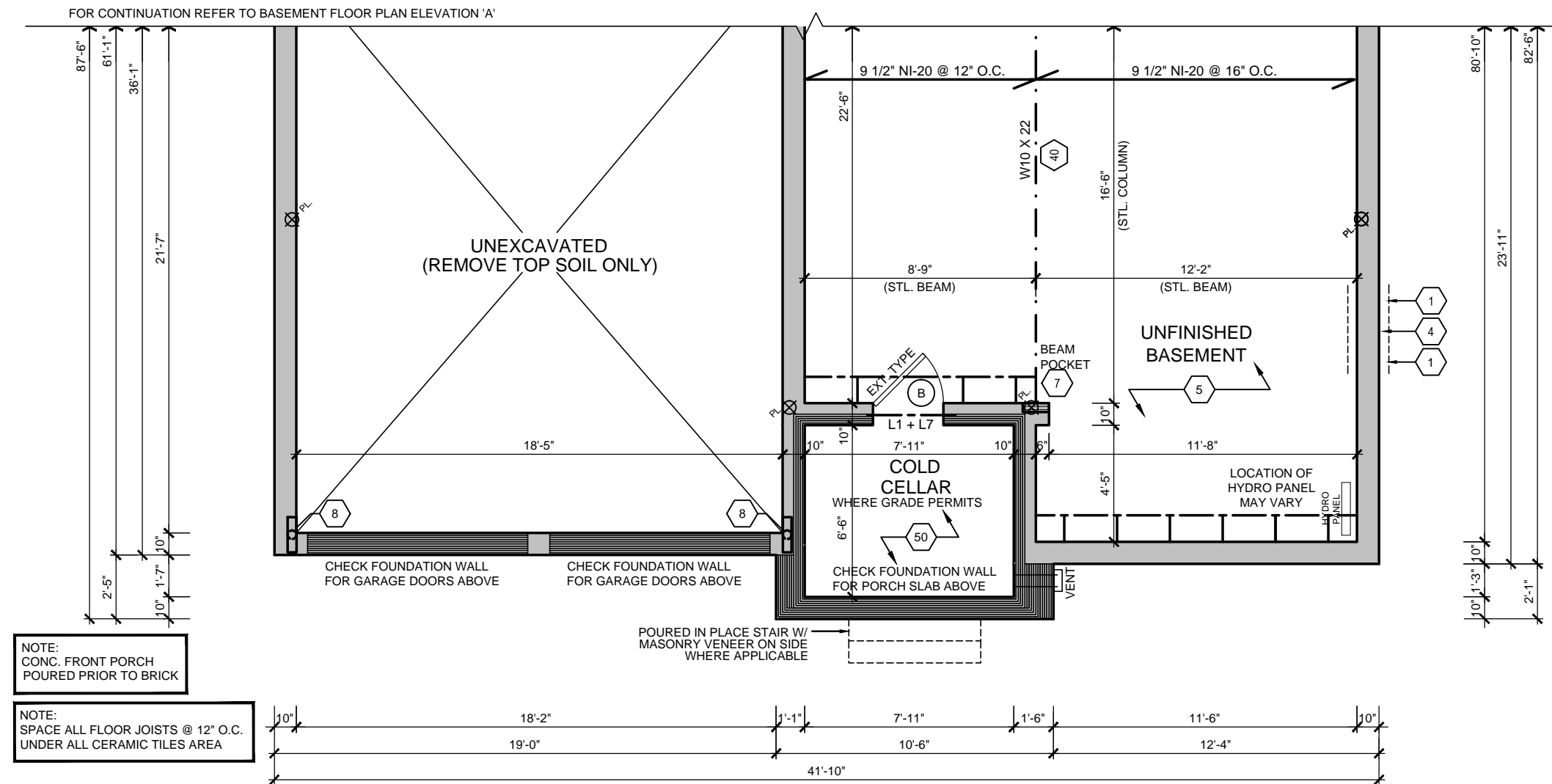
QUALIFIED DESIGNER BCIN	21032
FIRM BCIN	26995

FEBRUARY 14, 2014

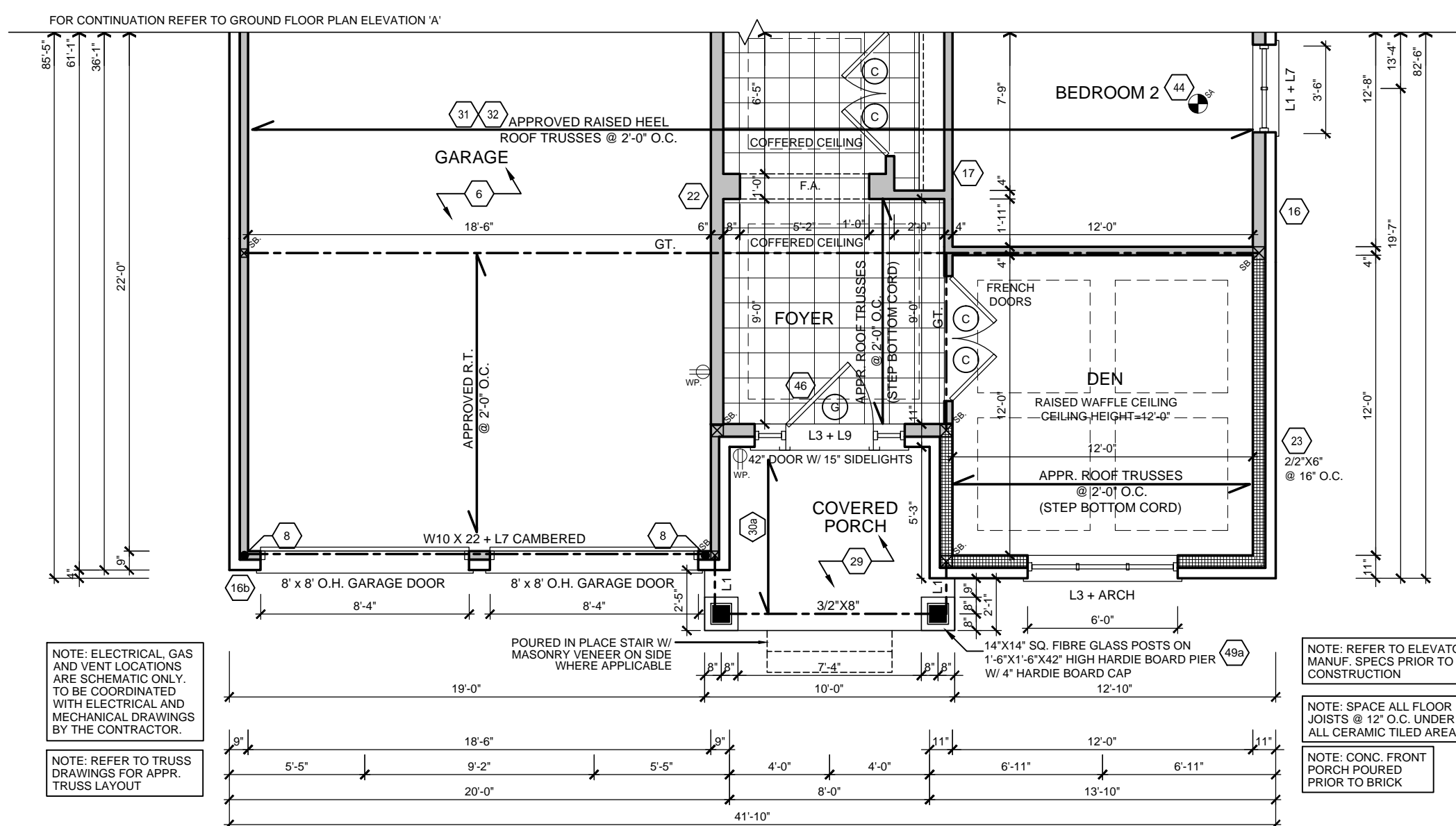
SIGNATURE

[illegible]

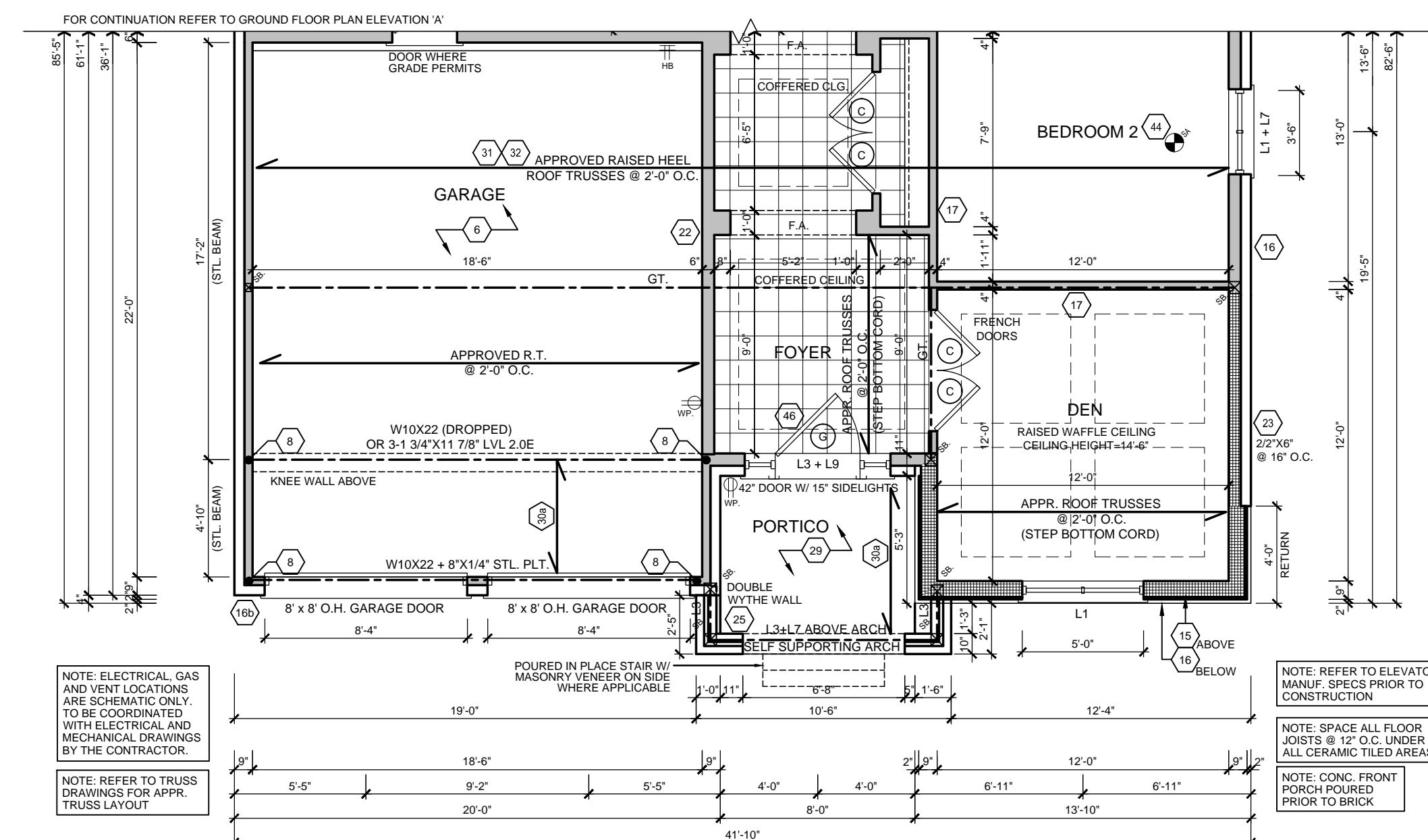
PARTIAL BASEMENT FLOOR ELEV. 'B'



PARTIAL BASEMENT FLOOR ELEV. 'C




PARTIAL GROUND FLOOR ELEV. 'B



PARTIAL GROUND FLOOR ELEV. 'C

MODEL 50-1 NON LOFT

CLIENT **ZANCOR HOMES**
THE CASTLES OF KING CITY
KING CITY, ONTARIO



RN design
Imagine • Inspire • Create

TEL.(905)738-3177
FAX.(905)738-5449
DWG@RNDESIGN.COM

SCALE
3/16" = 1'0"

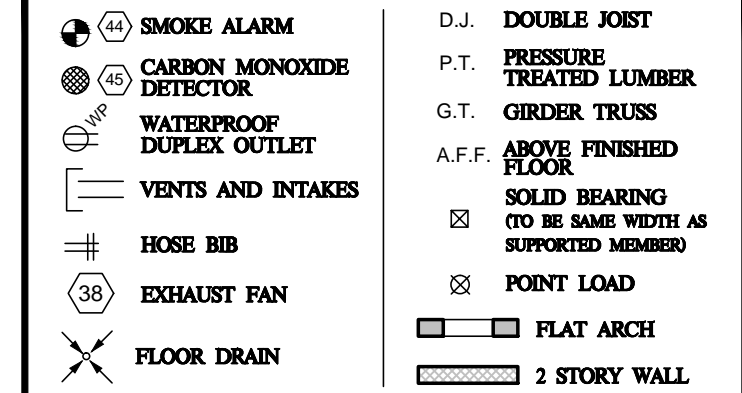
PROJECT NUMBER
12011

PAGE

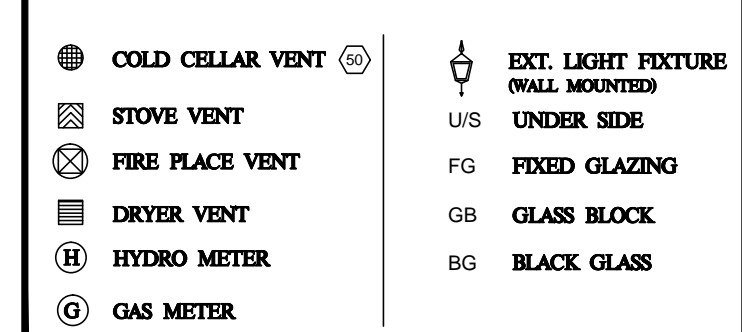
A2

THESE DRAWINGS ARE NOT TO BE SCALED.
ALL DIMENSIONS MUST BE VERIFIED BY CONTRACTOR PRIOR
TO COMMENCEMENT OF ANY WORK, ANY DISCREPANCIES
MUST BE REPORTED DIRECTLY TO RN DESIGN LTD.
REVISED: NOV. 21, 2013 - RN STAFF IN ACCORDANCE TO SB-12 COMPLIANCE PACKAGE J

LEGEND / PLANS



LEGEND / ELEVATIONS



I, NELSON CUNHA DECLARE THAT I HAVE REVIEWED AND TAKE DESIGN RESPONSIBILITY FOR THE DESIGN WORK ON BEHALF OF RN DESIGN LIMITED UNDER DIVISION C, PART 3, SUBSECTION 3.2.4. OF THE BUILDING CODE. I AM QUALIFIED, AND THE FIRM IS REGISTERED, IN THE APPROPRIATE CLASSES/CATEGORIES.

QUALIFIED DESIGNER BCIN	21032
FIRM BCIN	26995

FEBRUARY 14, 2014

SIGNATURE

[illegible]


MODEL

50-1 NON LOFT

CLIENT

ZANCOR HOMES
THE CASTLES OF KING CITY
KING CITY, ONTARIO

KING CITY, ONTARIO



RN design
Imagine • Inspire • Create

TEL.(905)738-3177
FAX.(905)738-5449
DWG@RNDESIGN.COM

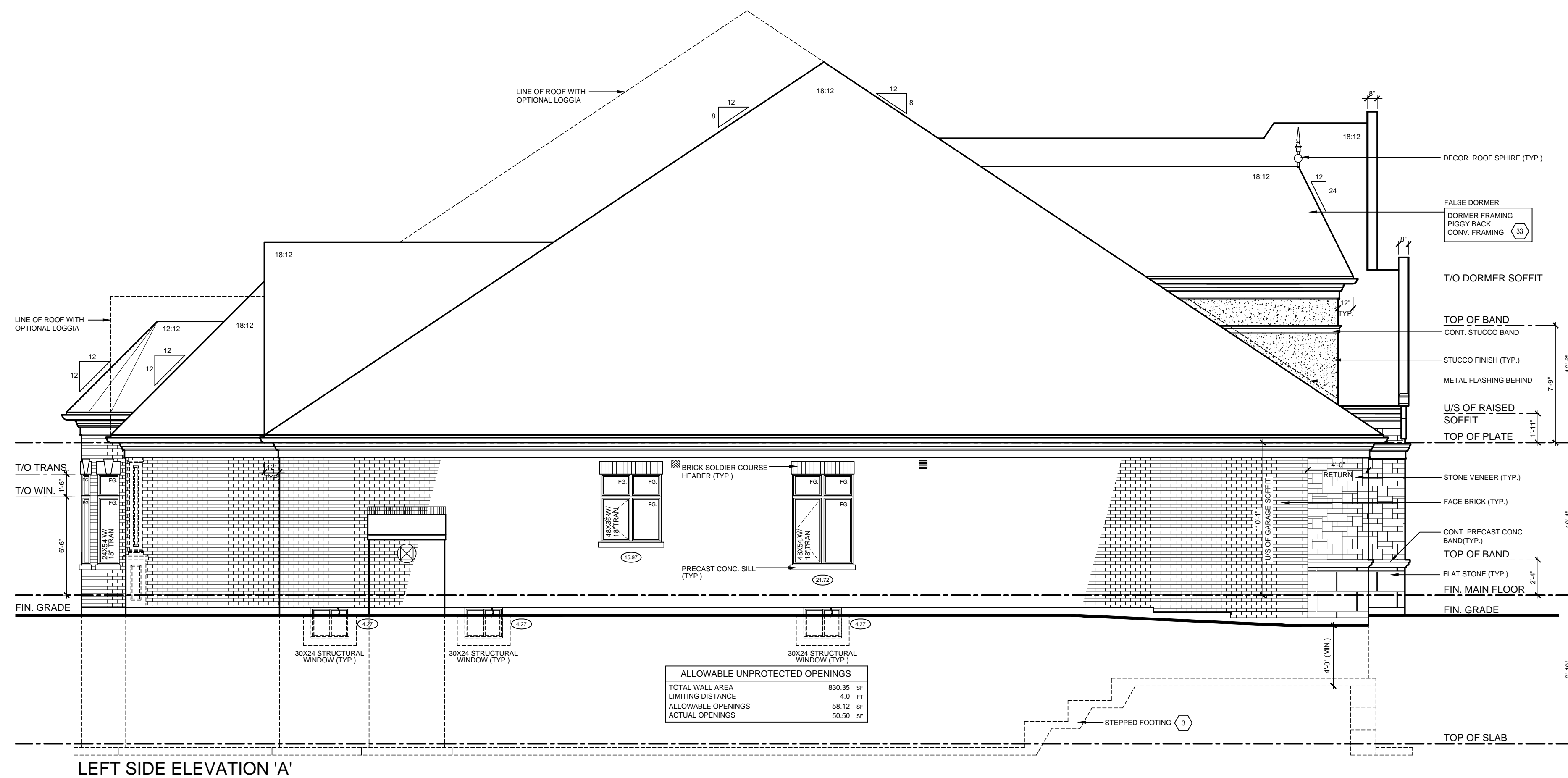
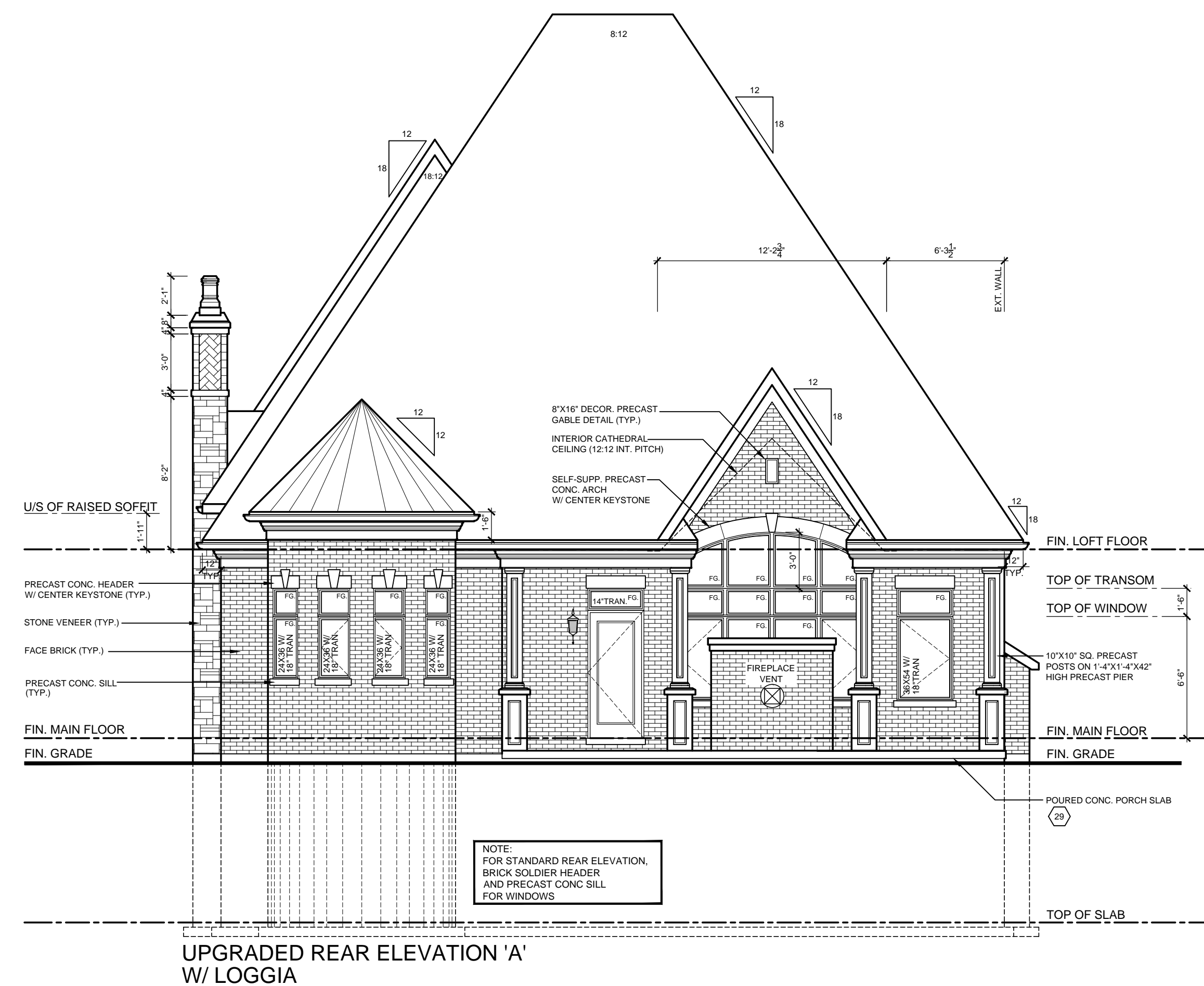
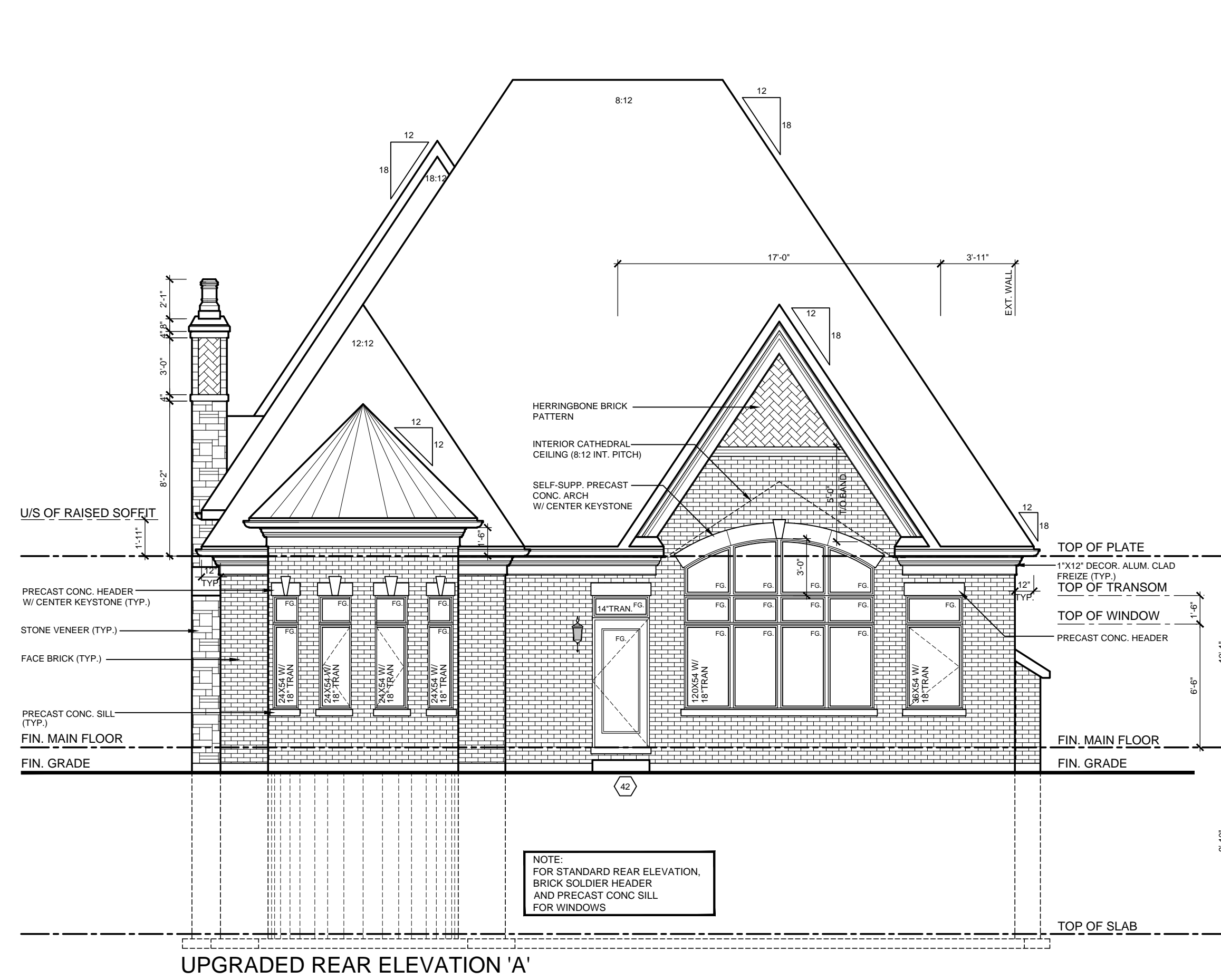
SCALE
3/16" = 1'0"

PROJECT NUMBER
12011

PAGE

A3

THESE DRAWINGS ARE NOT TO BE SCALED.
ALL DIMENSIONS MUST BE VERIFIED BY CONTRACTOR PRIOR
TO COMMENCEMENT OF ANY WORK, ANY DISCREPANCIES
MUST BE REPORTED DIRECTLY TO RN DESIGN LTD.
REVISED: NOV. 21, 2013 - RN STAFF IN ACCORDANCE TO SB-12 COMPLIANCE PACKAGE J



LEGEND / PLANS

	SMOKE ALARM	D.J.	DOUBLE JOIST
	CARBON MONOXIDE DETECTOR	P.T.	PRESSURE TREATED LUMBER
	WATERPROOF FLOOR	G.T.	GIRDER TRUSS
	WET FLOOR	A.F.F.	ABOVE FINISHED FLOOR
	VENTS AND INTAKES		SOLID BREAM TO BE SAME WIDTH AS SUPPORTED MEMBER
	HOSE BIB		POINT LOAD
	EXHAUST FAN		FLAT ARCH
	FLOOR DRAIN		2 STORY WALL

LEGEND / ELEVATIONS

	COLD CELLAR VENT		EXT. LIGHT FIXTURE (WALL MOUNTED)
	STOVE VENT	U/S	UNDER SLAB
	FIRE PLACE VENT	FG	FIXED GLAZING
	DRYER VENT	GB	GLASS BLOCK
	HYDRO METER	BG	BLACK GLASS
	GAS METER		


I, NELSON CUNHA DECLARE THAT I HAVE REVIEWED AND TAKE DESIGN RESPONSIBILITY FOR THE DESIGN WORK ON BEHALF OF RND DESIGN LIMITED UNDER DIVISION C, PART 3, SUBSECTION 3.2.4. OF THE BUILDING CODE. I AM QUALIFIED, AND THE FIRM IS REGISTERED, IN THE APPROPRIATE CLASSES/CATEGORIES.

QUALIFIED DESIGNER BCIN	<u>21032</u>
FIRM BCIN	<u>26995</u>















DATE FEBRUARY 14, 2014 SIGNATURE _____

[illegible]












MODEL	50-1 NON LOFT
CLIENT	ZANCOR HOMES THE CASTLES OF KING CITY KING CITY, ONTARIO



LEGEND / PLANS

	SMOKE ALARM		D.J. DOUBLE JOIST
	CARBON MONOXIDE DETECTOR		P.T. PRESSURE TREATED LUMBER
	WATERPROOF DUPLEX OUTLET		G.T. GIRDER TRUSS
	HOSE BIB		A.F.F. ABOVE FINISHED FLOOR
	EXHAUST FAN		SOLID BEARING (TO BE SAWN WOOD AS SUPPORTED MEMBER)
	FLOOR DRAIN		POINT LOAD
			FLAT ARCH
			2 STORY WALL

LEGEND / ELEVATIONS

	COLD CELLAR VENT		ELT. LIGHT FIXTURE (WALL MOUNTED)
	STOVE VENT		U/S UNDER SLIDE
	FIRE PLACE VENT		FG FIXED GLAZING
	DRYER VENT		GB GLASS BLOCK
	HYDRO METER		BG BLACK GLAZ
	GAS METER		

QUALIFIED DESIGNER BCIN _____ 21032


FIRM BCIN _____ 26995

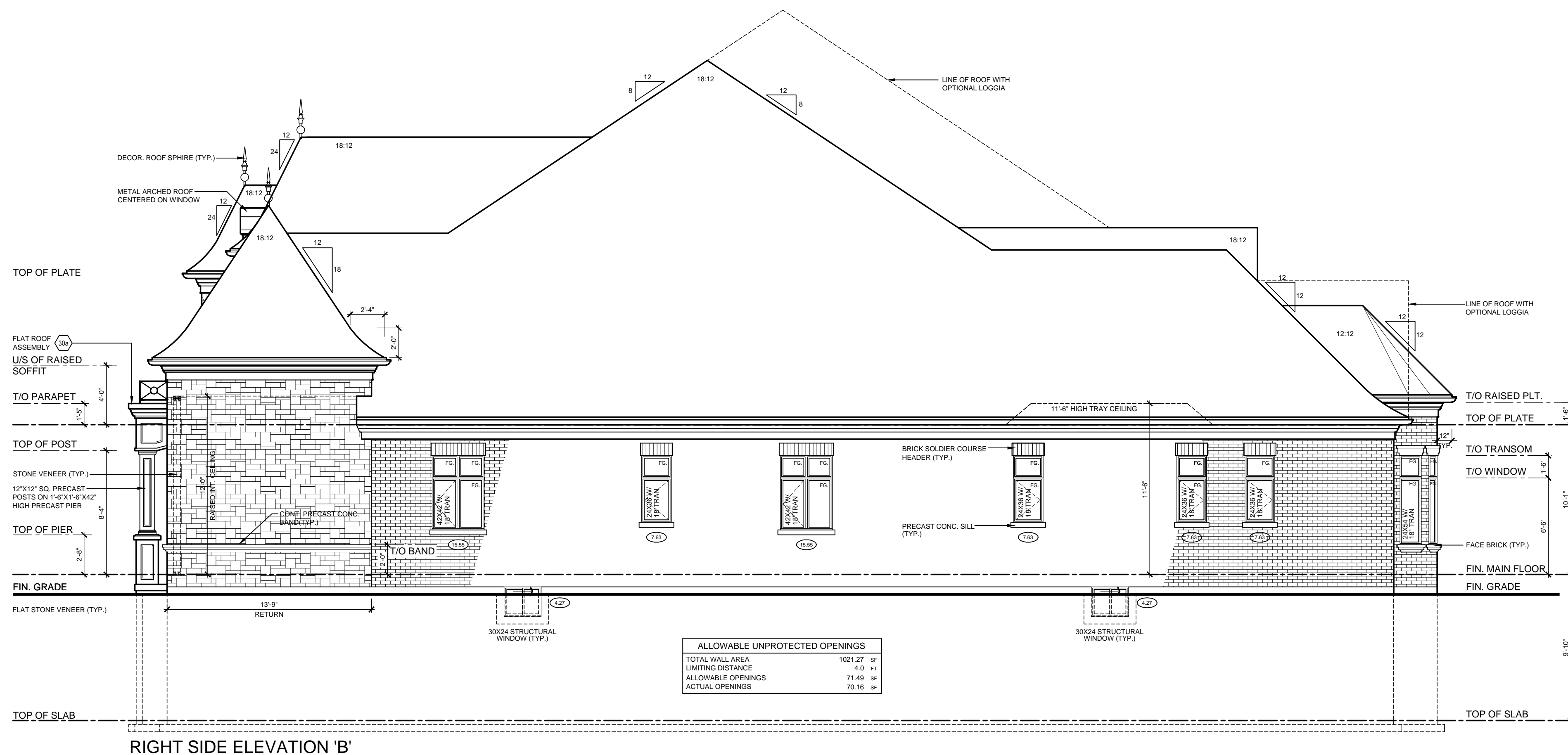
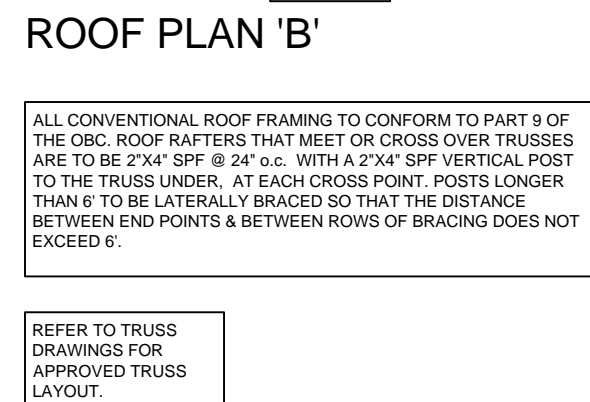
FEBRUARY 14, 2014 _____

DATE _____ SIGNATURE _____















[illegible]

MODEL	50-1 NON LOFT
CLIENT	ZANCOR HOMES THE CASTLES OF KING CITY KING CITY, ONTARIO












 <p>RN design <i>Imagine • Inspire • Create</i></p> <p>TEL.(905)738-3177 FAX.(905)738-5449 DWG@RNDISIGN.COM</p>	<p>SCALE $3/16" = 1'0"$</p>
	<p>PROJECT NUMBER 12011</p>
	<p>PAGE A5</p>



LEGEND / PLANS

	SMOKE ALARM		D.J. DOUBLE JOIST
	CARBON MONOXIDE DETECTOR		P.T. PRESSURE TREATED LUMBER
	WATERPROOF DUPLEX OUTLET		G.T. GIRDER TRUSS
	HOSE BIB		A.F.F. ABOVE FINISHED FLOOR
	EXHAUST FAN		SOLID BEARING TO BE SAWN WOOD AS SUPPORTED MEMBER
	FLOOR DRAIN		POINT LOAD
			FLAT ARCH
			2 STORY WALL

LEGEND / ELEVATIONS

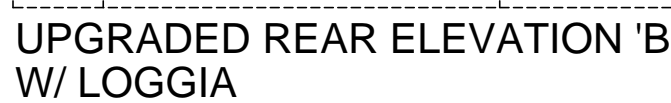
	COLD CELLAR VENT		ELT. LIGHT FIXTURE (WALL MOUNTED)
	STOVE VENT		U/S UNDER SLIDE
	FIRE PLACE VENT		FG FIXED GLAZING
	DRYER VENT		GB GLASS BLOCK
	HYDRO METER		BG BLACK GLASS
	GAS METER		

[illegible]

	SCALE
	3/16" = 1"0"
	PROJECT NUMBER
	12011
	PAGE
	A6

RN design
Imagine • Inspire • Create

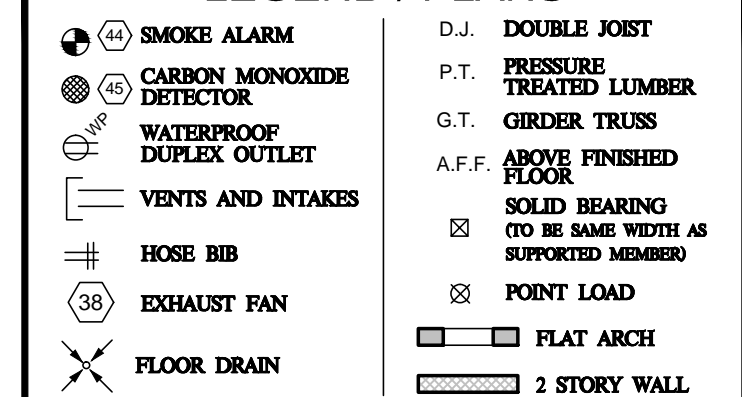
TEL.(905)738-3177
FAX (905)738-5449
DWG@RNDDESIGN.COM



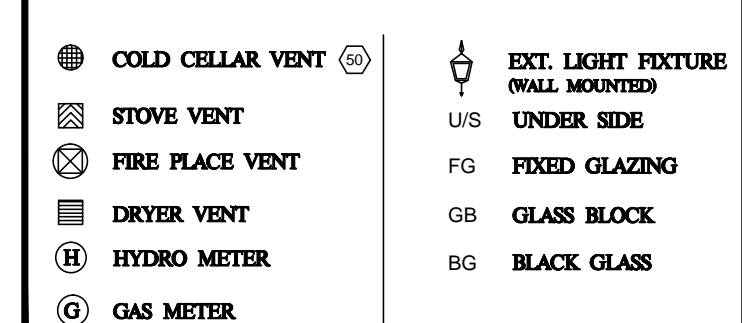
ALLOWABLE UNPROTECTED OPENINGS	
TOTAL WALL AREA	830.35
LIMITING DISTANCE	4.0
ALLOWABLE OPENINGS	58.12
ACTUAL OPENINGS	50.50

THESE DRAWINGS ARE NOT TO BE SCALED.
ALL DIMENSIONS MUST BE VERIFIED BY CONTRACTOR PRIOR
TO COMMENCEMENT OF ANY WORK. ANY DISCREPANCIES
MUST BE REPORTED DIRECTLY TO RN DESIGN LTD.
REVISED: NOV. 21, 2013 - RN STAFF IN ACCORDANCE TO SB-12 COMPLIANCE PACKAGE J

LEGEND / PLANS



LEGEND / ELEVATIONS



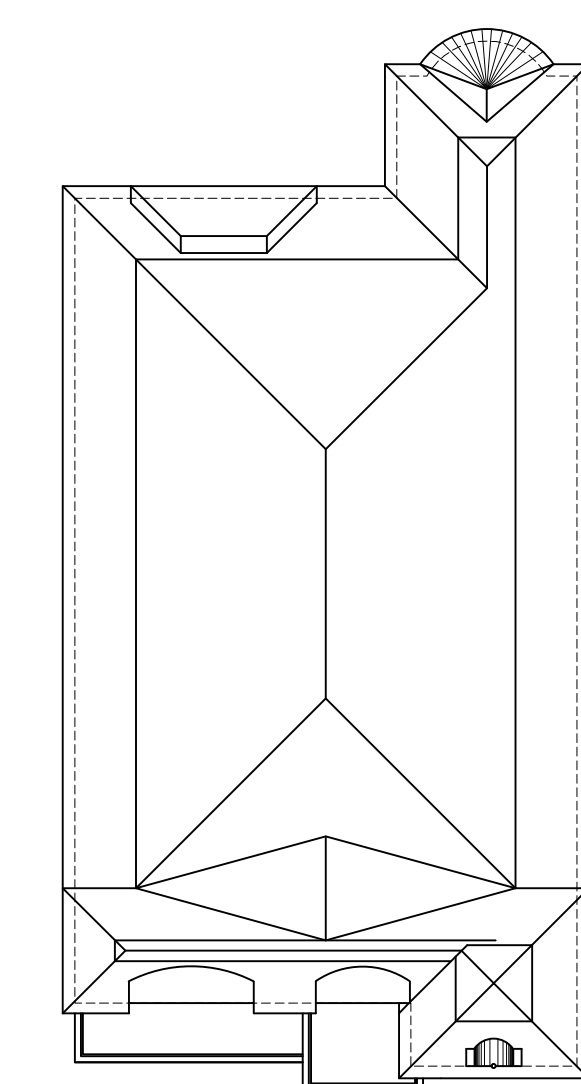
I, NELSON CUNHA DECLARE THAT I HAVE REVIEWED AND TAKE DESIGN RESPONSIBILITY FOR THE DESIGN WORK ON BEHALF OF RN DESIGN LIMITED UNDER DIVISION C, PART 3, SUBSECTION 3.2.4. OF THE BUILDING CODE. I AM QUALIFIED, AND THE FIRM IS REGISTERED, IN THE APPROPRIATE CLASSES/CATEGORIES.

QUALIFIED DESIGNER BCIN 21032

FIRM BCIN	26995
-----------	-------

FEBRUARY 14, 2014

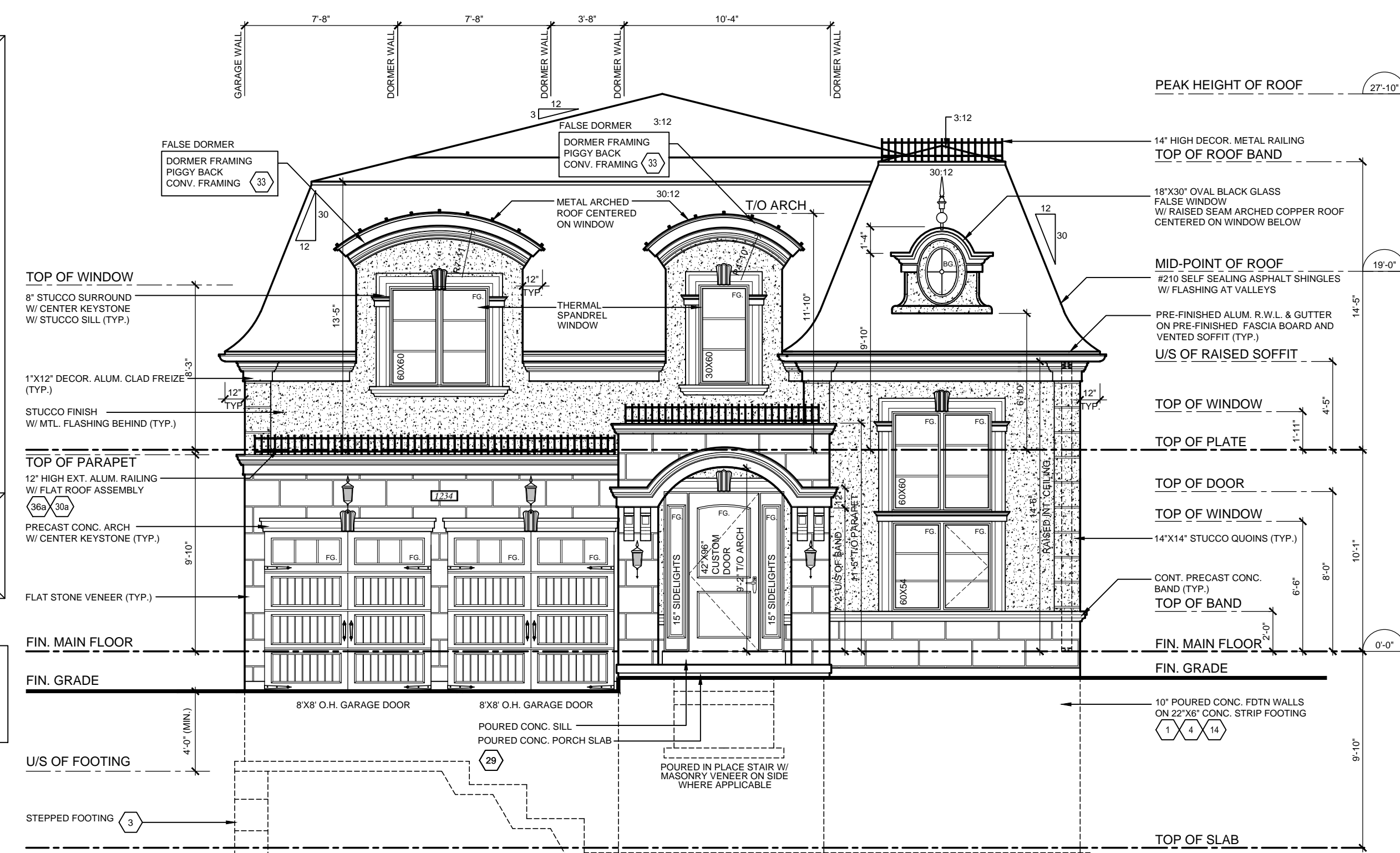
SIGNATURE

[illegible]

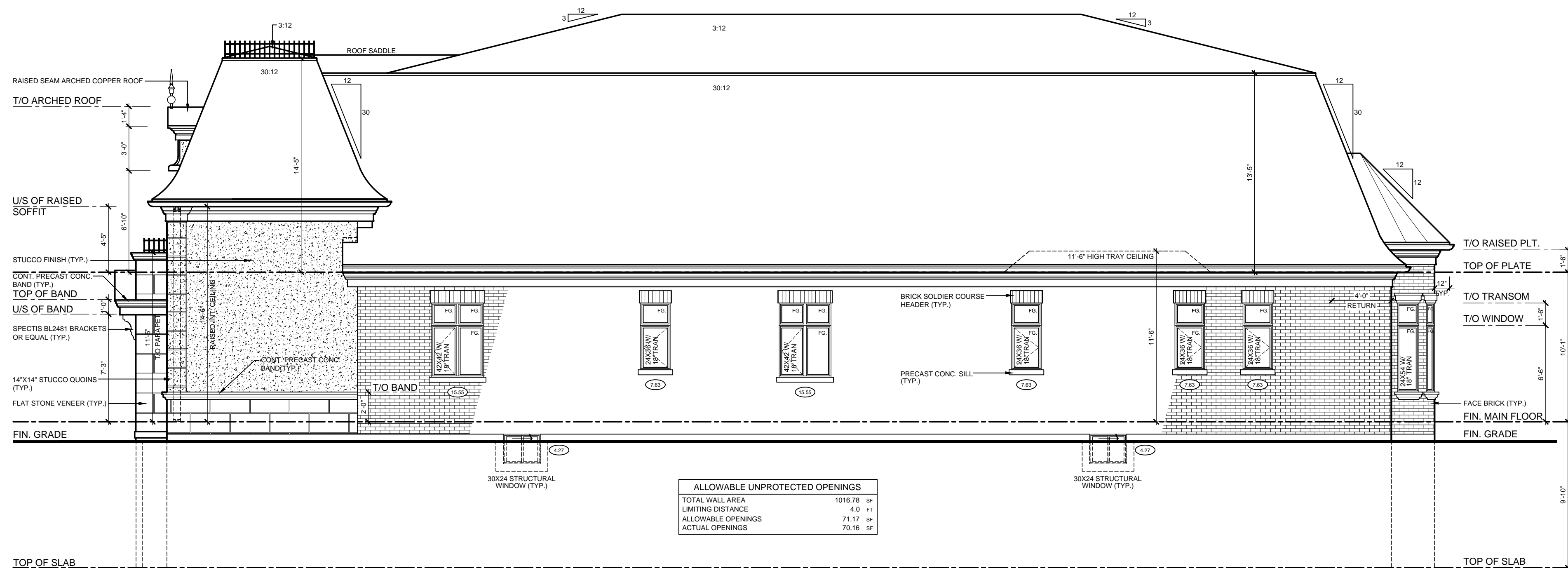
ROOF PLAN 'C'

ALL CONVENTIONAL ROOF FRAMING TO CONFORM TO PART 9 OF THE OBC. ROOF RAFTERS THAT MEET OR CROSS OVER TRUSSES ARE TO BE 2"x4" SPF @ 24" o.c. WITH A 2"x4" SPF VERTICAL POST TO THE TRUSS UNDER, AT EACH CROSS POINT. POSTS LONGER THAN 6' TO BE Laterally Braced so that the distance between end points & between rows of bracing does not exceed 6'.

REFER TO TRUSS
DRAWINGS FOR
APPROVED TRUSS
LAYOUT.



FRONT ELEVATION 'C'



RIGHT SIDE ELEVATION 'C' (W/ LOFT)


ALLOWABLE UNPROTECTED OPENINGS		
TOTAL WALL AREA	1016.78	SF
LIMITING DISTANCE	4.0	FT
ALLOWABLE OPENINGS	71.17	SF
ACTUAL OPENINGS	70.16	SF

MODEL

50-1 NON LOFT

CLIENT

ZANCOR HOMES
THE CASTLES OF KING CITY
KING CITY, ONTARIO



RN design
Imagine • Inspire • Create
TEL.(905)738-3177
FAX.(905)738-5449
DWG@RNDESIGN.COM

SCALE
3/16" = 1'0"

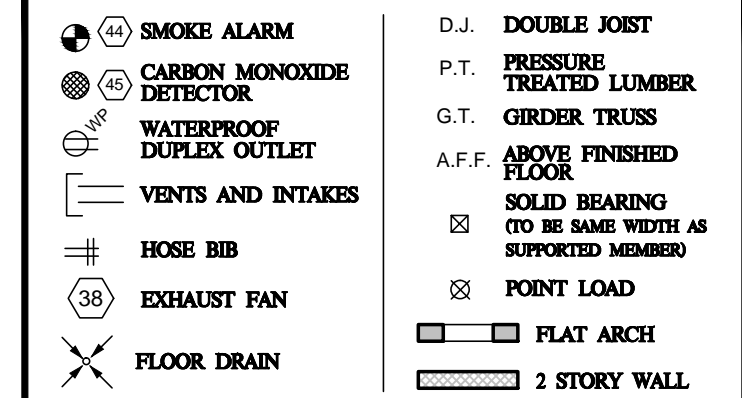
PROJECT NUMBER

12011

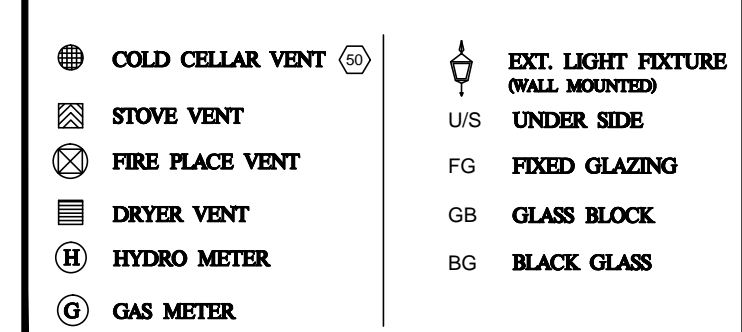
A7

THESE DRAWINGS ARE NOT TO BE SCALED.
ALL DIMENSIONS MUST BE VERIFIED BY CONTRACTOR PRIOR
TO COMMENCEMENT OF ANY WORK, ANY DISCREPANCIES
MUST BE REPORTED DIRECTLY TO RN DESIGN LTD.
REVISED NOV.21, 2013 -RN STAFF IN ACCORDANCE TO SB-12 COMPLIANCE PACKAGE J

LEGEND / PLANS



LEGEND / ELEVATIONS



I, NELSON CUNHA DECLARE THAT I HAVE REVIEWED AND TAKE DESIGN RESPONSIBILITY FOR THE DESIGN WORK ON BEHALF OF RN DESIGN LIMITED UNDER DIVISION C, PART 3, SUBSECTION 3.2.4. OF THE BUILDING CODE. I AM QUALIFIED, AND THE FIRM IS REGISTERED, IN THE APPROPRIATE CLASSES/CATEGORIES.

QUALIFIED DESIGNER BCIN	<u>21032</u>
FIRM BCIN	<u>26995</u>

FEBRUARY 14, 2014

DATE	SIGNATURE
------	-----------

[illegible]

MODEL 50-1 NON LOFT

CLIENT **ZANCOR HOMES**
THE CASTLES OF KING CITY
KING CITY, ONTARIO



RN design
Imagine • Inspire • Create
TEL.(905)738-3177
FAX.(905)738-5449
DWG@RNDESIGN.COM

3/16" - 1'0"

PROJECT NUMBER
12011

GE

A8