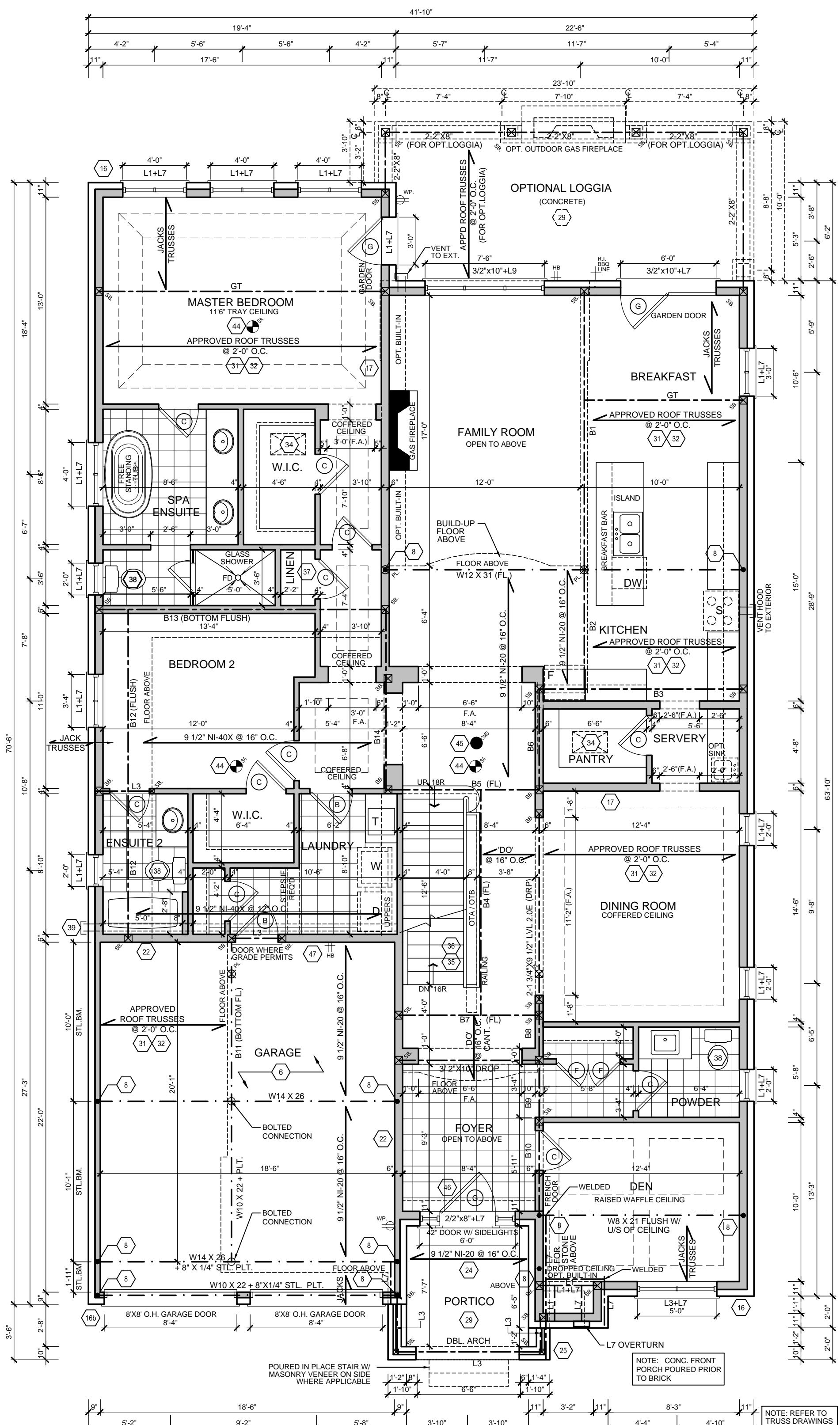
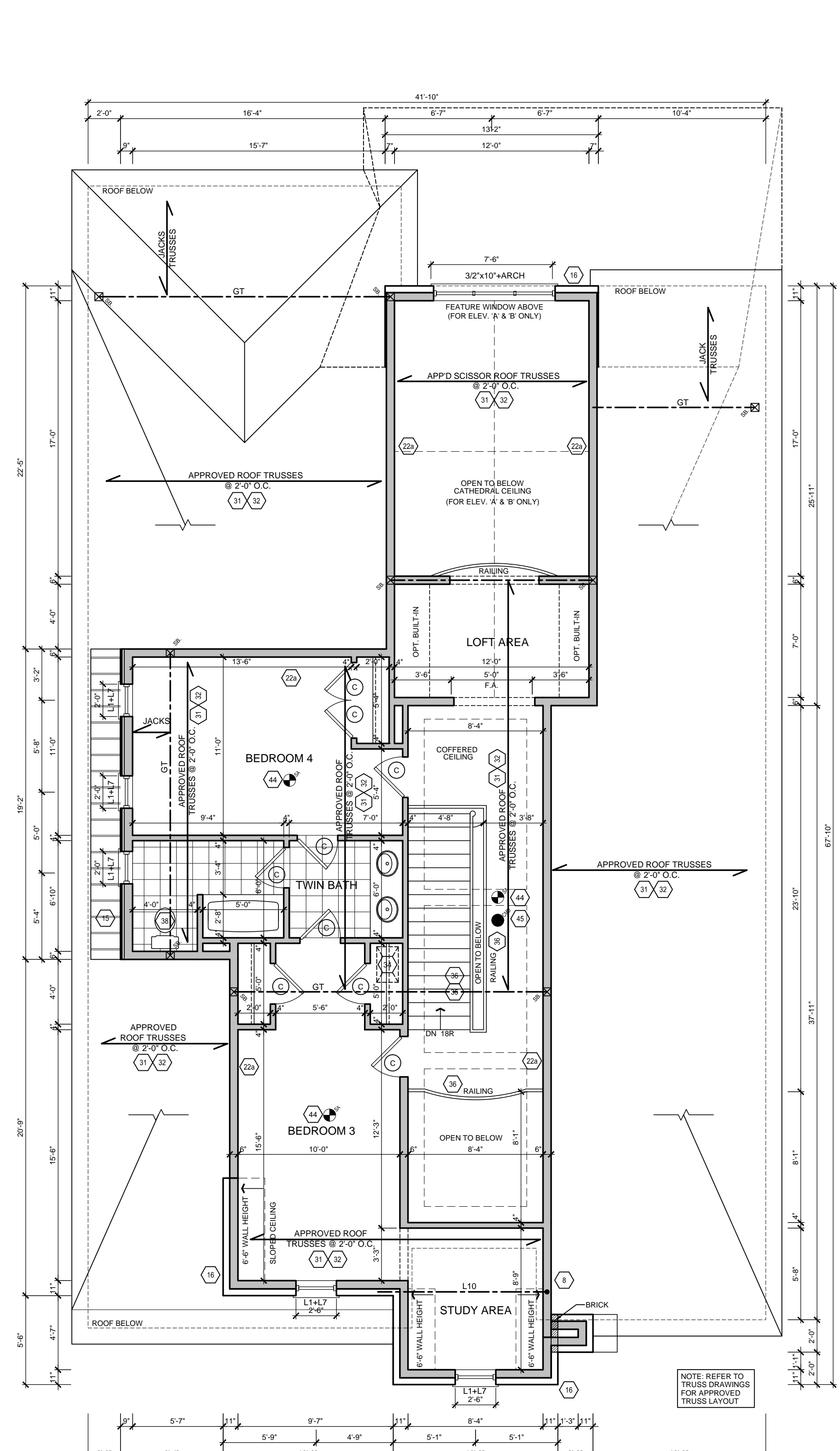


BASEMENT FLOOR ELEV. 'A'



GROUND FLOOR ELEV. 'A'



LOFT FLOOR ELEV. 'A'

THESE DRAWINGS ARE NOT TO BE SCALED.
ALL DIMENSIONS MUST BE VERIFIED BY CONTRACTOR PRIOR TO CONSTRUCTION.
MUST BE REPORTED DIRECTLY TO RN DESIGN LTD.
REVISED NOV 21, 2013 RN STAFF IN ACCORDANCE TO SP-12 COMPLIANCE PACKAGE 1

LEGEND / PLANS

- SMOKE ALARM
- CARBON MONOXIDE DETECTOR
- WATERPROOF DUPLEX OUTLET
- VENTS AND INTAKES
- HOSE BIB
- EXHAUST FAN
- FLOOR DRAIN
- COLD CELLAR VENT
- STOVE VENT
- FIRE PLACE VENT
- DRYER VENT
- HYDRO METER
- GAS METER

LEGEND / ELEVATIONS

- EXT. LIGHT FIXTURE WALL MOUNTED
- UNDER SIDE
- FIXED GLAZING
- GLASS BLOCK
- BLACK GLASS

LEGEND / PLANS

- DOUBLE JOIST
- PRESSURE TREATED LUMBER
- GIRDER TRUSS
- APPROVE FINISHED FLOOR
- SOLID BEARING (TO BE SAME WIDTH AS SUPPORTED MEMBERS)
- POINT LOAD
- FLAT ARCH
- 2 STORY WALL

I, NELSON CUNHA DECLARE THAT I HAVE REVIEWED AND TAKE DESIGN RESPONSIBILITY FOR THE DESIGN WORK ON BEHALF OF RN DESIGN LIMITED UNDER DIVISION 5, PART 3, SUBSECTION 3.2.4 OF THE BUILDING CODE. I AM QUALIFIED, AND THE FIRM IS REGISTERED, IN THE APPROPRIATE CLASS/CATEGORIES.

QUALIFIED DESIGNER BCIN: 21032
FIRM BCIN: 26995

FEBRUARY 14, 2014
DATE: SIGNATURE:

NO.	ISSUED OR REVISION COMMENTS	DATE	DWN	CHK
1.	ISSUED FOR CLIENT REVIEW	OCT. 31/13	VM	NC
2.	ROOF TRUSS CO-ORDINATION	DEC. 23/13	SB	NC
3.	FLOOR JOIST CO-ORDINATION	JAN. 16/14	KG	NC
4.	REVISED AS PER ENGINEER COMMENTS	FEB. 13/14	KG	NC
5.	REVISED AS PER ARCHITECTURAL CONTROL COMMENTS	FEB. 13/14	PV	NC
6.	ISSUED FOR FINAL	FEB. 14/14	AL	NC

ELEVATION	A	B	C
FIRST FLOOR	2334	2331	2324
SECOND FLOOR	N/A	N/A	N/A
TOTAL (ft ²)	2334	2331	2324
DEDUCT O.T.B.	280	287	287
TOTAL (ft ²)	2054	2044	2037
FIN. BASEMENT	122	122	122
TOTAL (ft ²)	2176	2166	2159
LOFT PLAN	1287	1201	1225
TOTAL (ft ²)	3463	3367	3384
(m ²)	321.72	312.80	314.38
COVERAGE (ft ²)	2776	2772	2766
W/O PORCH (m ²)	257.90	257.53	256.97
COVERAGE (ft ²)	2847	2831	2822
W/ PORCH (m ²)	264.49	263.01	262.17

MODEL: 50-2

CLIENT: ZANCOR HOMES
THE CASTLES OF KING CITY
KING CITY, ONTARIO

rn design
Imagine • Inspire • Create

















TEL: (905) 738-3177
FAX: (905) 738-5449
DWA@RNDESIGN.COM

SCALE: 3/16" = 1'0"












PROJECT NUMBER: 12011

PAGE: A1

LEGEND / PLANS

	SMOKE ALARM		DOUBLE JOIST
	CARBON MONOXIDE DETECTOR		P.T. PRESSURE TREATED LUMBER
	WATERPROOF DROPTOP CEILING		G.T. GIRDER TRUSS
	DIPLOMAT		A.F.F. ABOVE FINISHED FLOOR
	WATERPROOF DROPTOP CEILING		SOLID BEARING (TO BE SAME WIDTH AS SUPPORTED MEMBER)
	HOSE BIB		POINT LOAD
	EXHAUST FAN		FLAT ARCH
	FLOOR DRAIN		2 STORY WALL

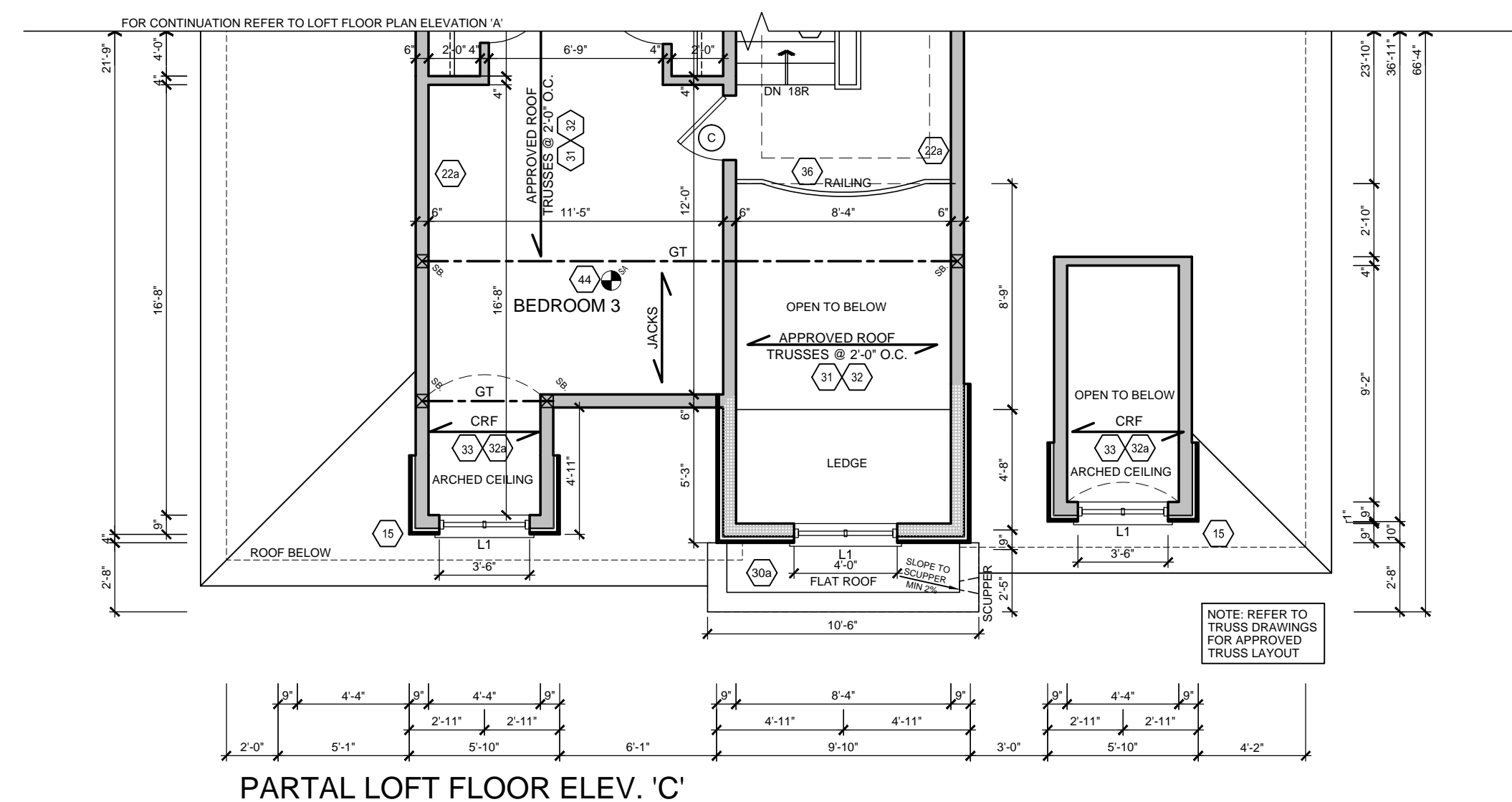
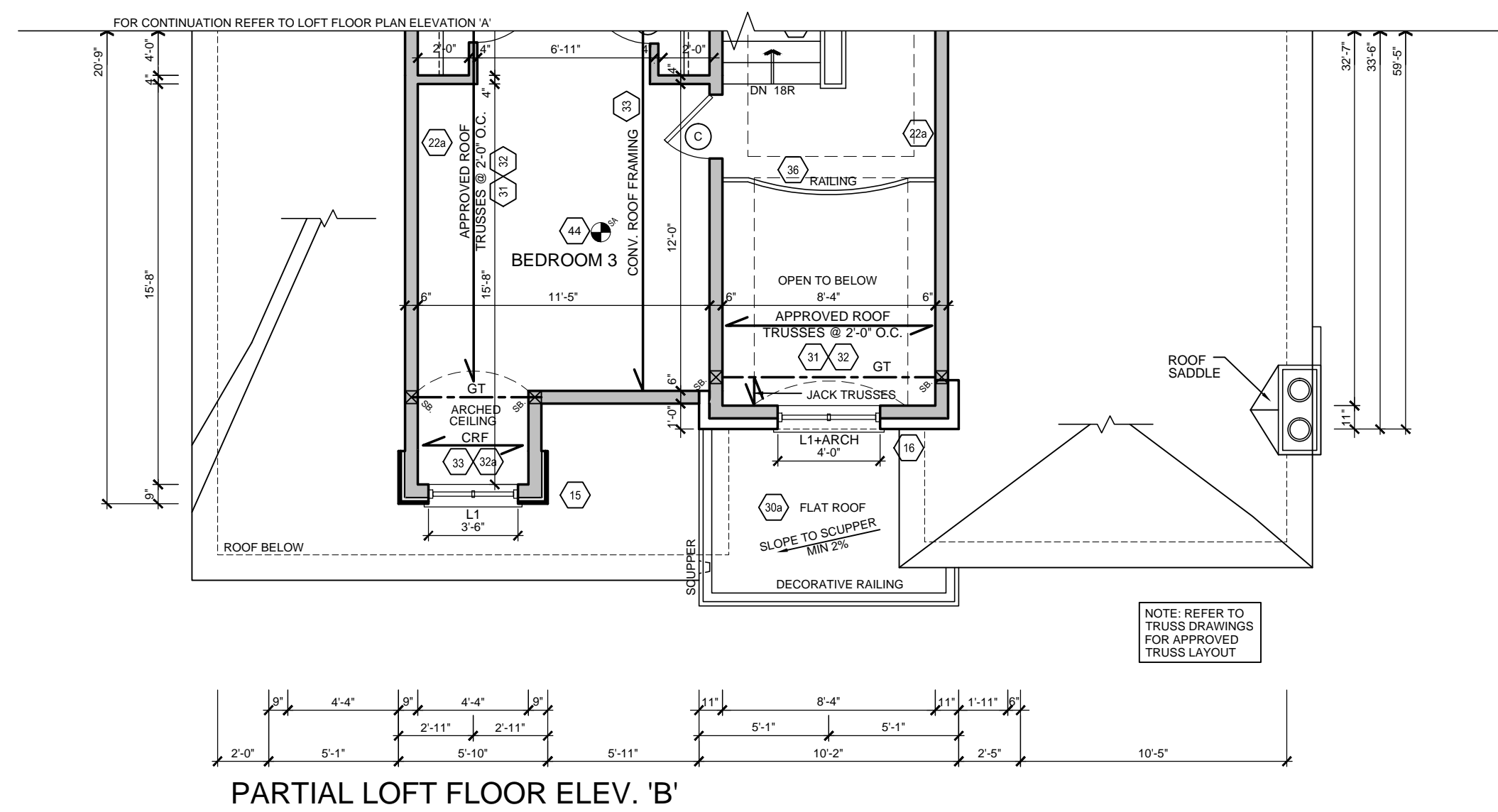
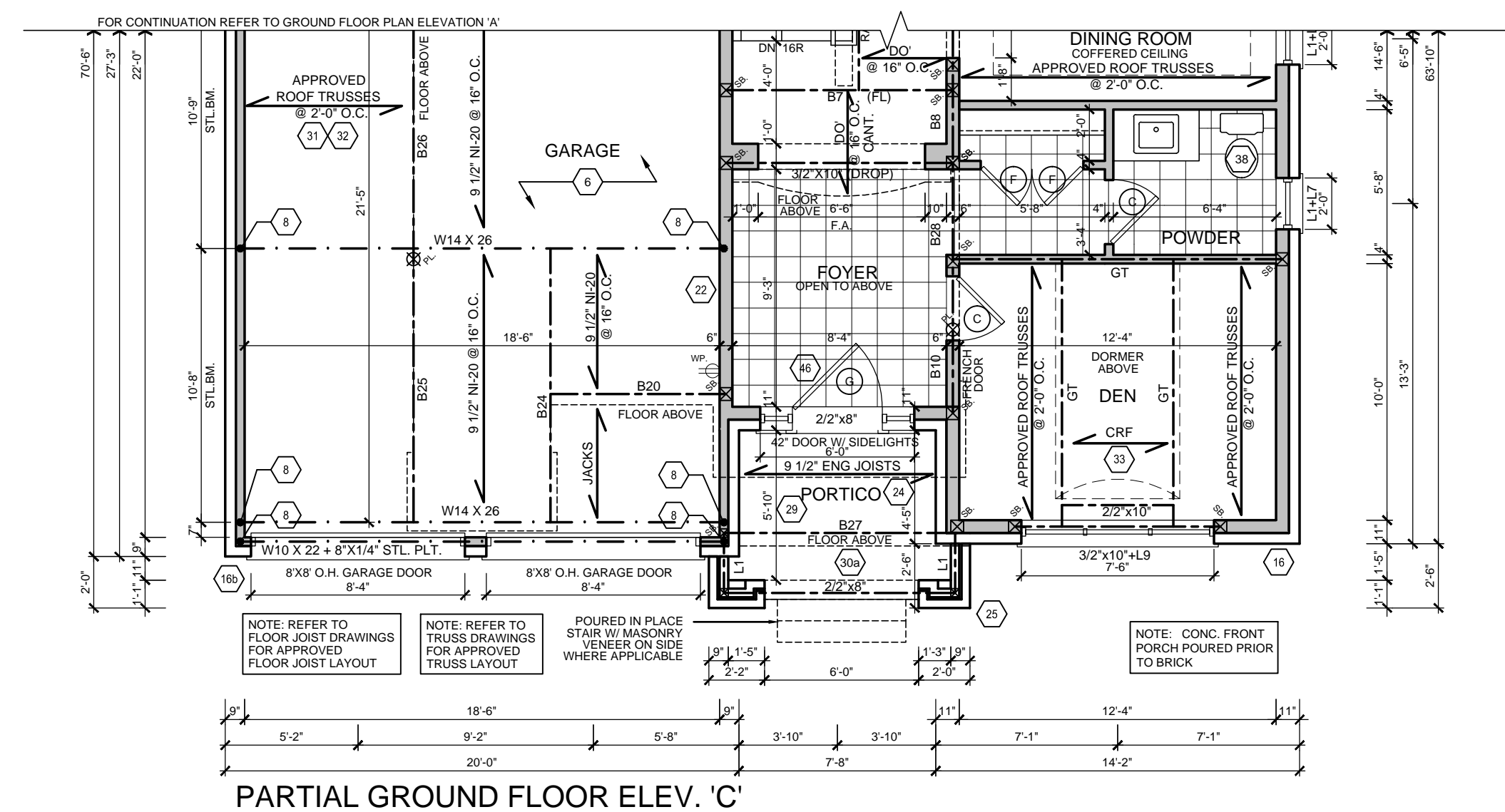
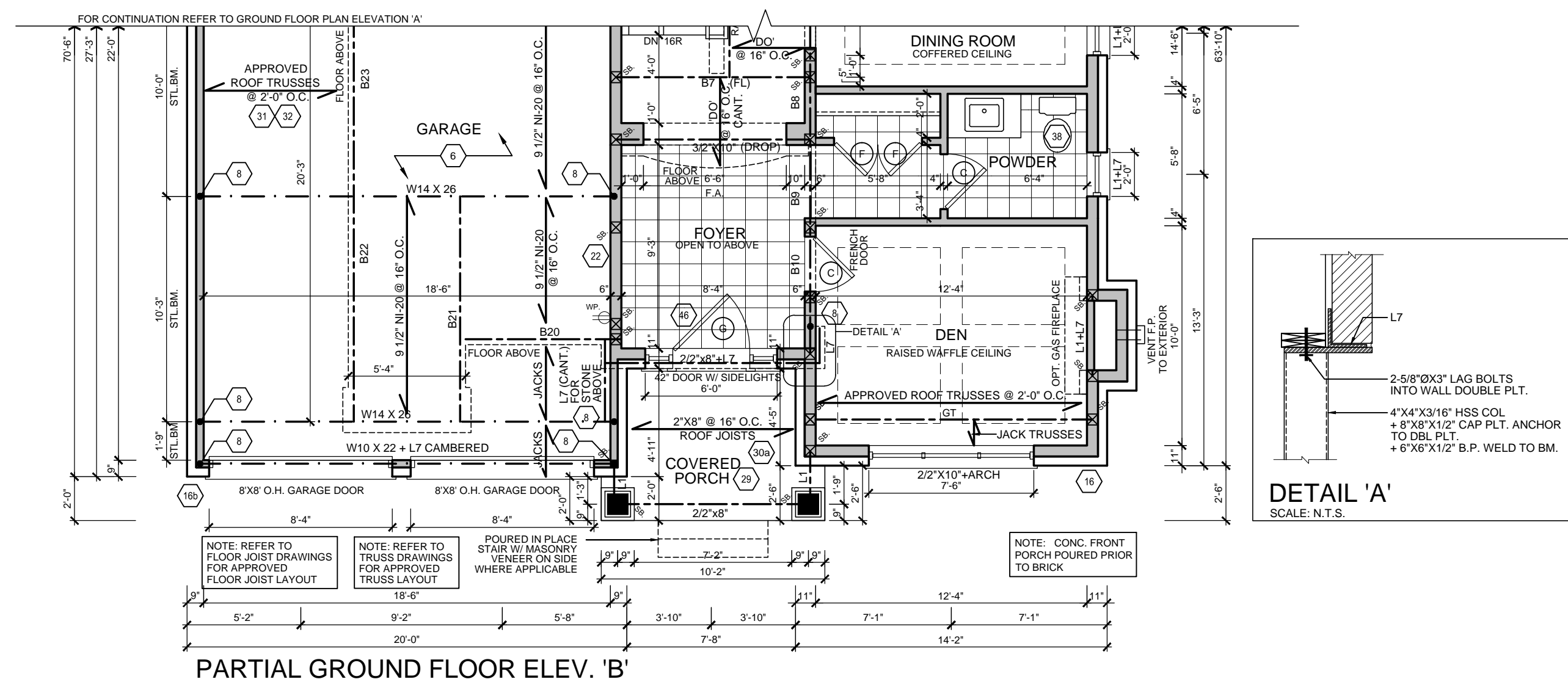
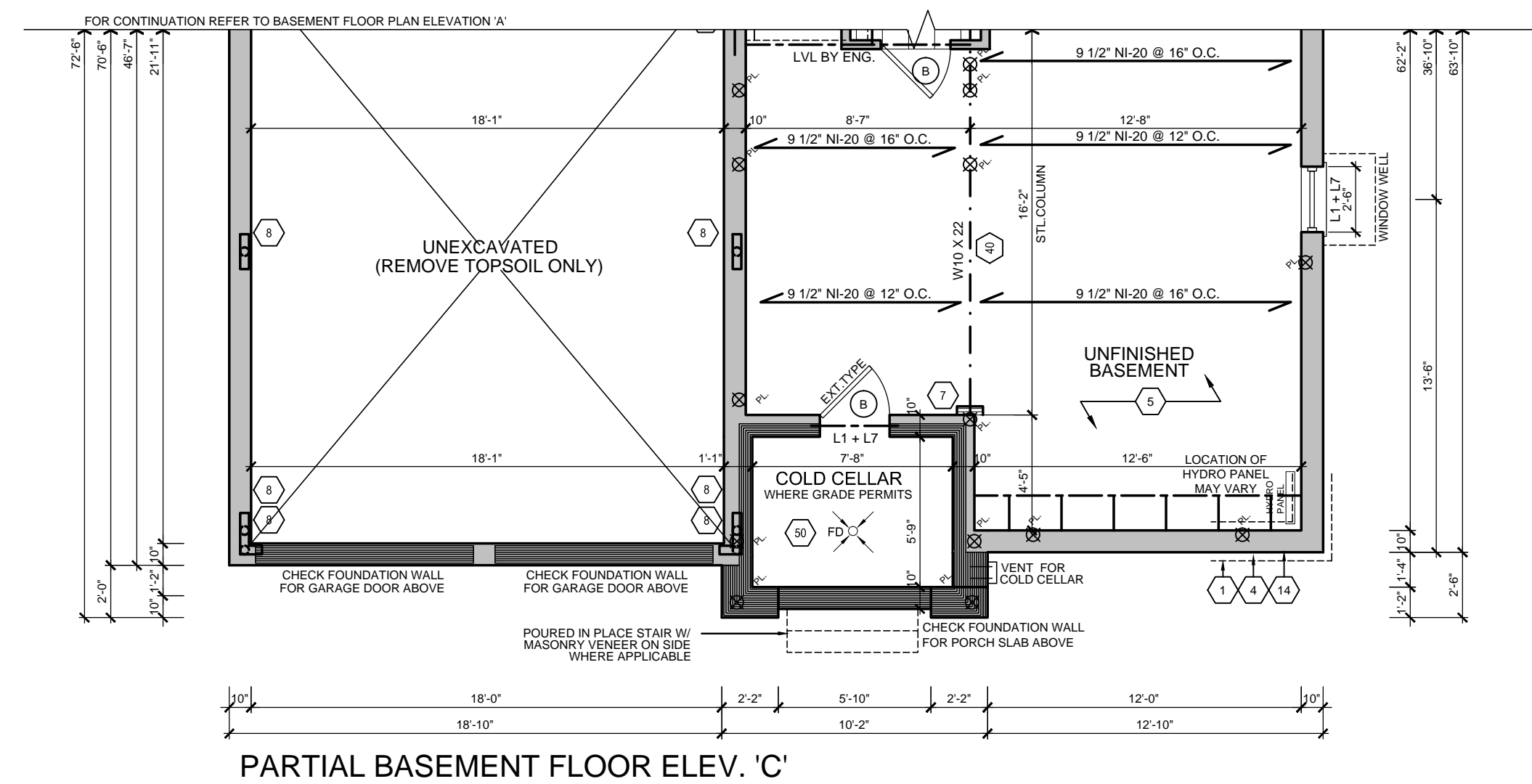
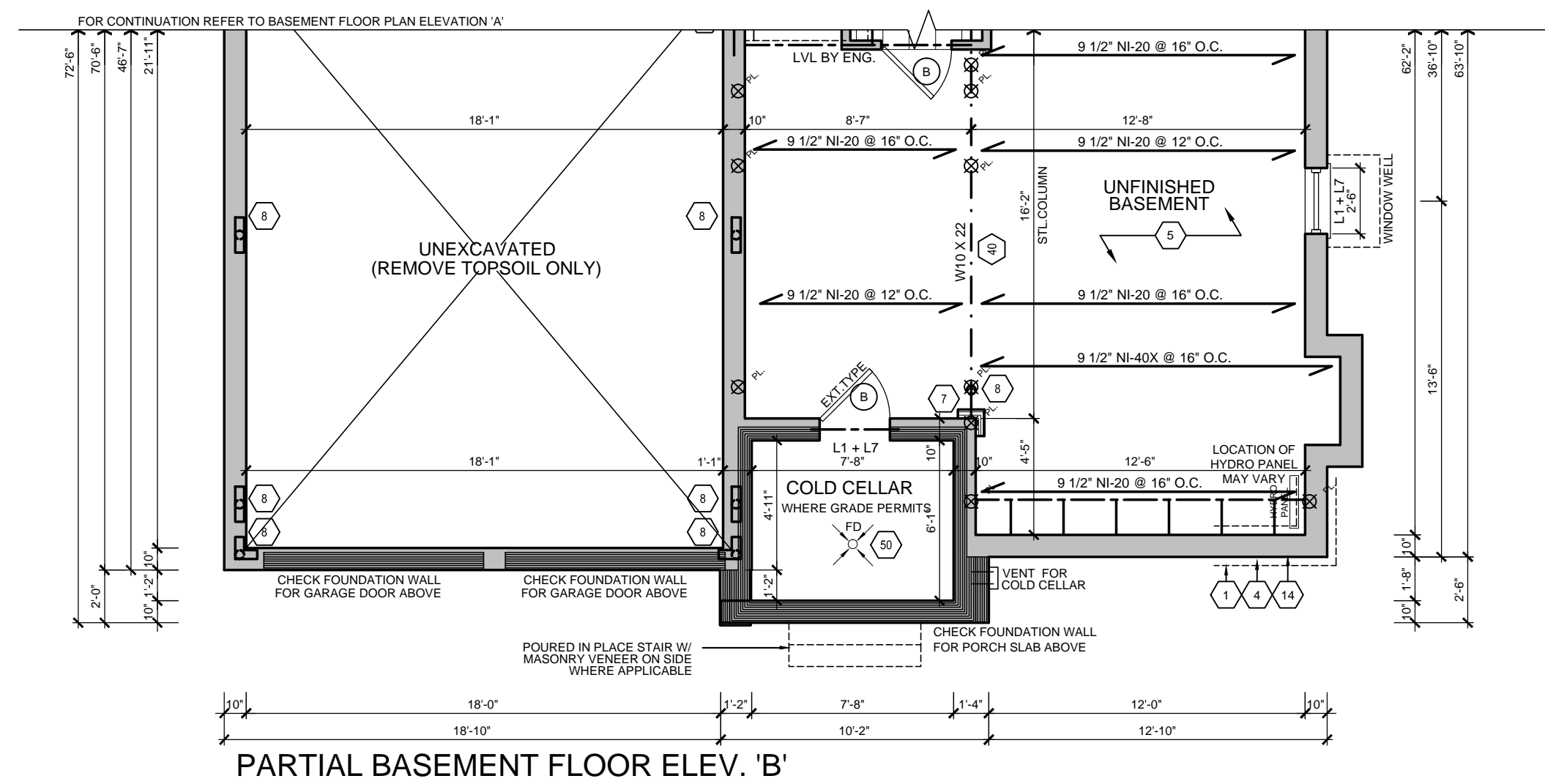
LEGEND / ELEVATIONS

	COLD CELLAR VENT		EG. LIGHT FIXTURE (WALL MOUNTED)
	STOVE VENT		U/S UNDER SLIDE
	FIRE PLACE VENT		FG FIXED GLAZING
	DRYER VENT		GB GLASS BLOCK
	HYDRO METER		BG BLACK GLASS
	GAS METER		

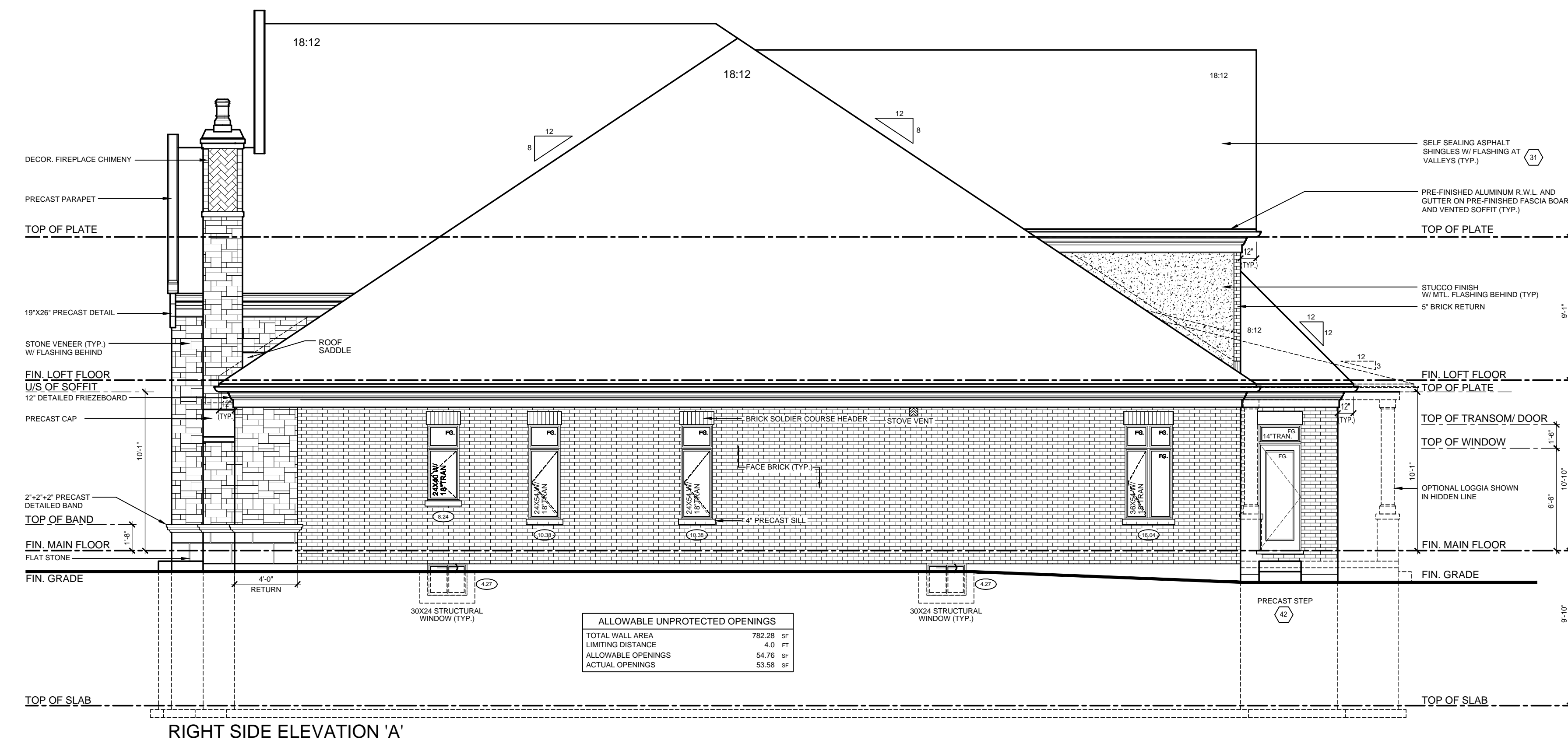
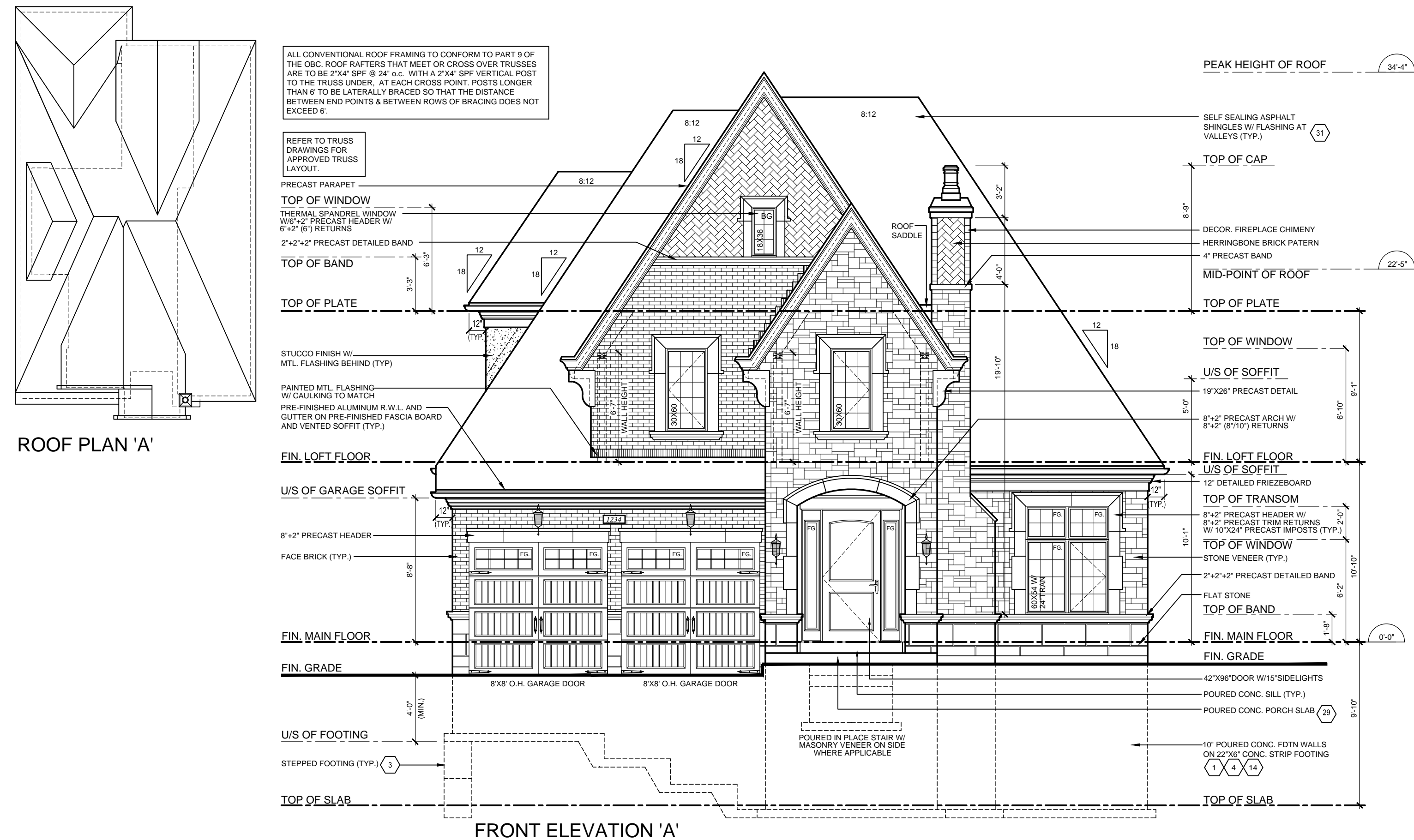
DATE FEBRUARY 14, 2014

[illegible][illegible]

















MODEL	50-2
CLIENT	ZANCOR HOMES THE CASTLES OF KING CITY KING CITY, ONTARIO














THESE DRAWINGS ARE NOT TO BE SCALED.
ALL DIMENSIONS MUST BE VERIFIED BY CONTRACTOR PRIOR
TO COMMENCEMENT OF ANY WORK, ANY DISCREPANCIES
MUST BE REPORTED DIRECTLY TO RN DESIGN LTD.
REVISED: NOV. 21, 2013 - RN STAFF IN ACCORDANCE TO SB-12 COMPLIANCE PACKAGE J



LEGEND / PLANS

	SMOKE ALARM		DOUBLE JOIST
	CARBON MONOXIDE DETECTOR		P.T. PRESSURE TREATED LUMBER
	WATERPROOF DROPTOP CEILING		G.T. GIRDER TRUSS
	DIPLOMAT		A.F.F. ABOVE FINISHED FLOOR
	WATERPROOF DROPTOP CEILING		SOLID BEARING (TO BE SAME WIDTH AS SUPPORTED MEMBER)
	HOSE BIB		POINT LOAD
	EXHAUST FAN		FLAT ARCH
	FLOOR DRAIN		2 STORY WALL

LEGEND / ELEVATIONS

	COLD CELLAR VENT		EG. LIGHT FIXTURE (WALL MOUNTED)
	STOVE VENT		U/S UNDER SLIDE
	FIRE PLACE VENT		FG FIXED GLAZING
	DRYER VENT		GB GLASS BLOCK
	HYDRO METER		BG BLACK GLASS
	GAS METER		


I, NELSON CUNHA DECLARE THAT I HAVE REVIEWED AND TAKE DESIGN RESPONSIBILITY FOR THE DESIGN WORK ON BEHALF OF RN DESIGN LIMITED UNDER DIVISION C, PART 3, SUBSECTION 3.2.4. OF THE BUILDING CODE. I AM QUALIFIED, AND THE FIRM IS REGISTERED, IN THE APPROPRIATE CLASSES/CATEGORIES.

QUALIFIED DESIGNER BCIN	<u>21032</u>
FIRM BCIN	<u>26995</u>

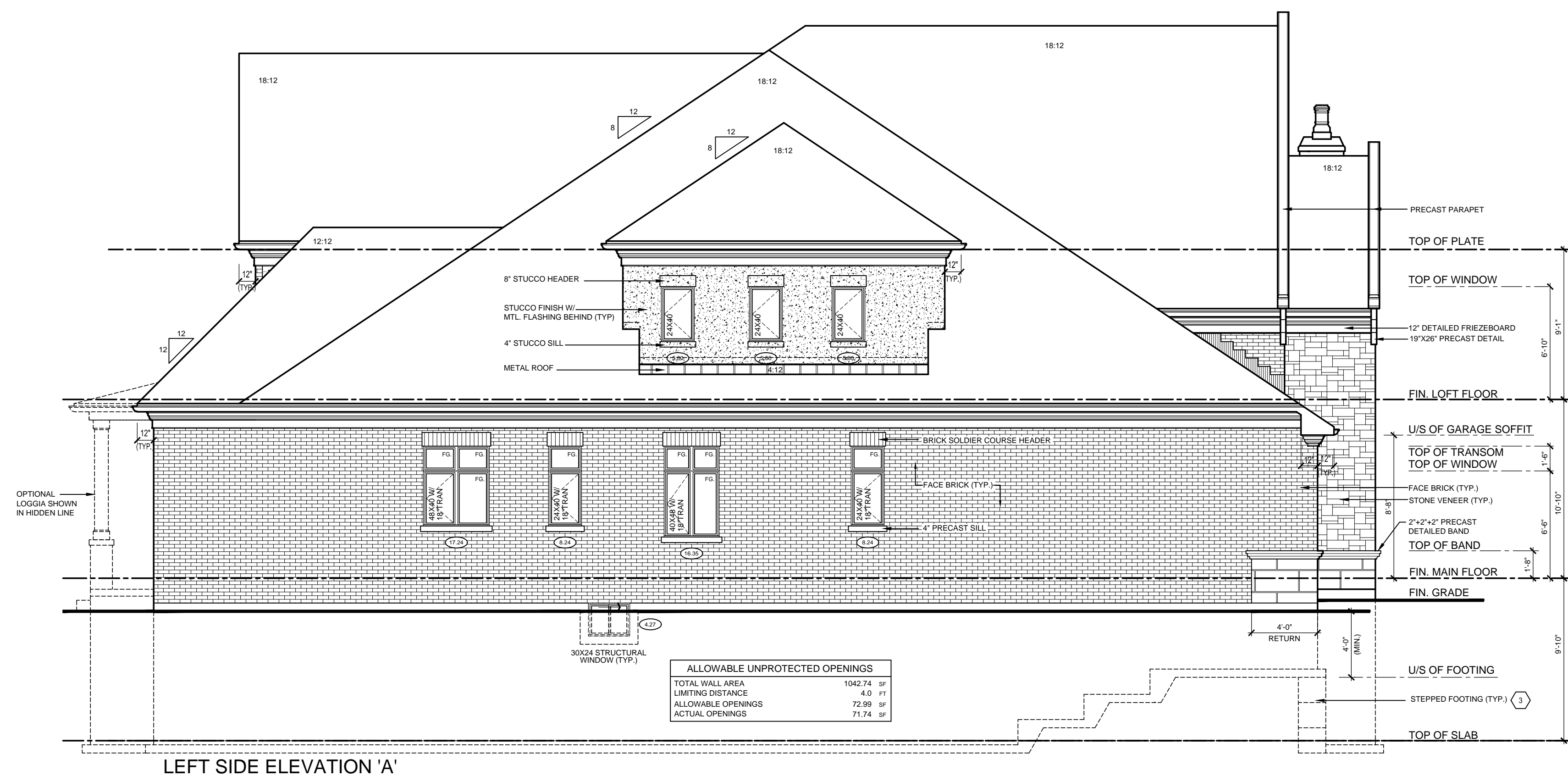
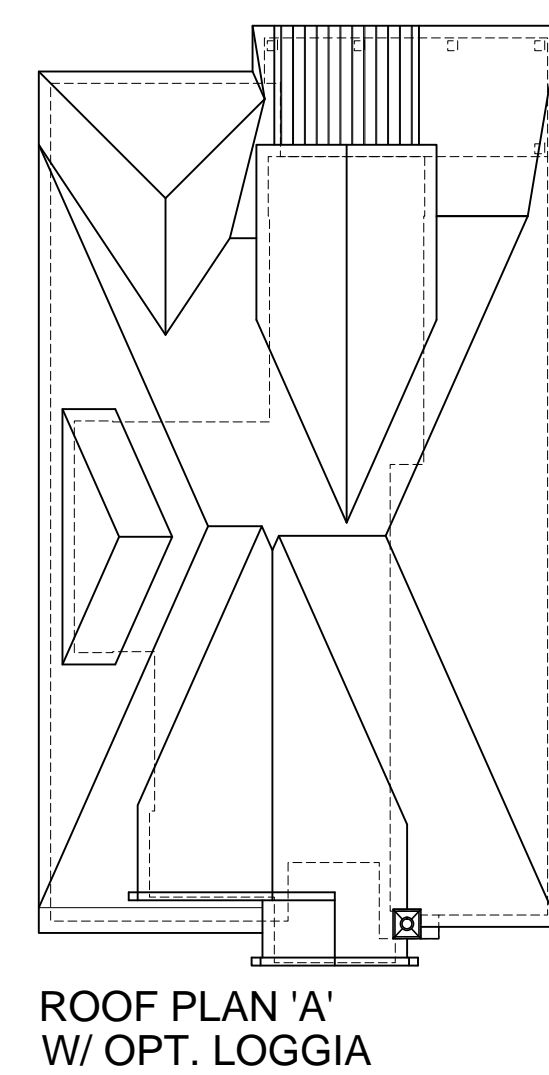
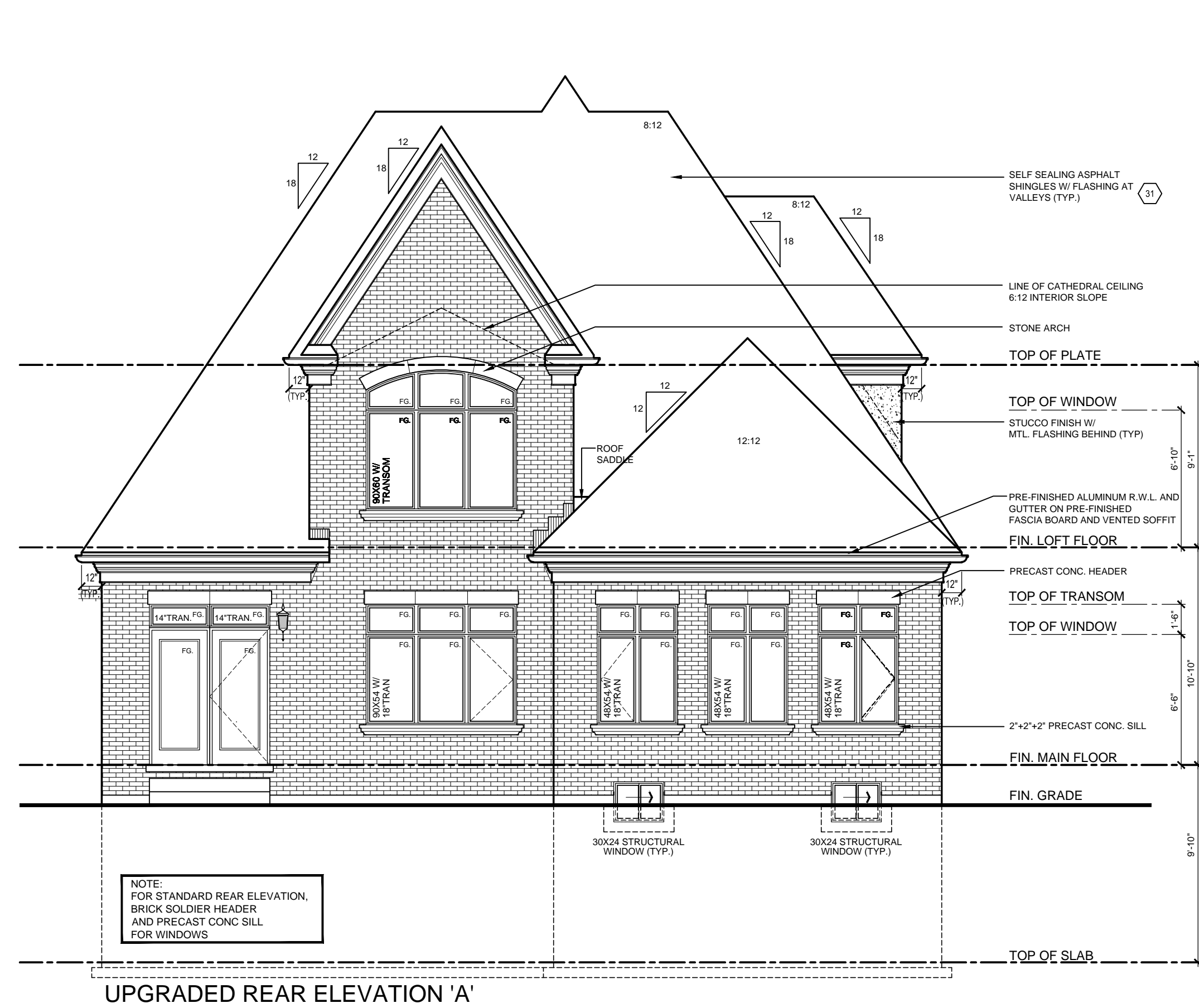
DATE FEBRUARY 14, 2014 SIGNATURE _____

[illegible]

















MODEL	50-2
CLIENT	ZANCOR HOMES THE CASTLES OF KING CITY KING CITY, ONTARIO














THESE DRAWINGS ARE NOT TO BE SCALED.
ALL DIMENSIONS MUST BE VERIFIED BY CONTRACTOR PRIOR
TO COMMENCEMENT OF ANY WORK. ANY DISCREPANCIES
MUST BE REPORTED DIRECTLY TO RN DESIGN LTD.
REVISED: NOV. 21, 2013 - RN STAFF IN ACCORDANCE TO SB-12 COMPLIANCE PACKAGE J



LEGEND / PLANS

	SMOKE ALARM		DOUBLE JOIST
	CARBON MONOXIDE DETECTOR		P.T. TREATED LUMBER
	WATERPROOF DETECTOR		G.T. GRIDER TRUSS
	DRIPOOF OUTLET		A.F.F. GROUPE FINISHED
	HOSES AND INTAKES		SOLID BEARING (TO BE SAME WIDTH AS SUPPORTED MEMBER)
	VENTS BIB		POINT LOAD
	EXHAUST FAN		FLAT ARCH
	FLOOR DRAIN		2 STORY WALL

LEGEND / ELEVATIONS

	COLD CELLAR VENT		EXT. LIGHT FIXTURE (WALL MOUNTED)
	STOVE VENT		U/S UNDER SLIDE
	FIRE PLACE VENT		FG FIXED GLAZING
	DRYER VENT		GB GLASS BLOCK
	HYDRO METER		BG BLACK GLASS
	GAS METER		

I, NELSON CUNHA DECLARE THAT I HAVE REVIEWED AND TAKE DESIGN RESPONSIBILITY FOR THE DESIGN WORK ON BEHALF OF RN DESIGN LIMITED UNDER DIVISION C, PART 3, SUBSECTION 3.2.4. OF THE BUILDING CODE. I AM QUALIFIED, AND THE FIRM IS REGISTERED, IN THE APPROPRIATE CLASSES/CATEGORIES.

QUALIFIED DESIGNER BCIN _____ 21032

FIRM BCIN _____ 26995

FEBRUARY 14, 2014

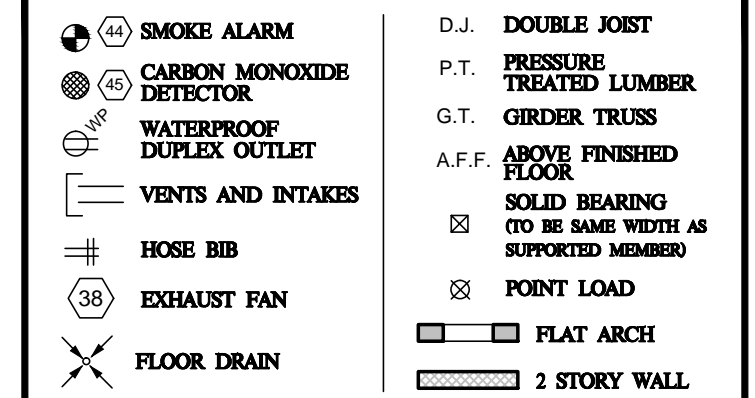
DATE _____ SIGNATURE _____

[illegible]

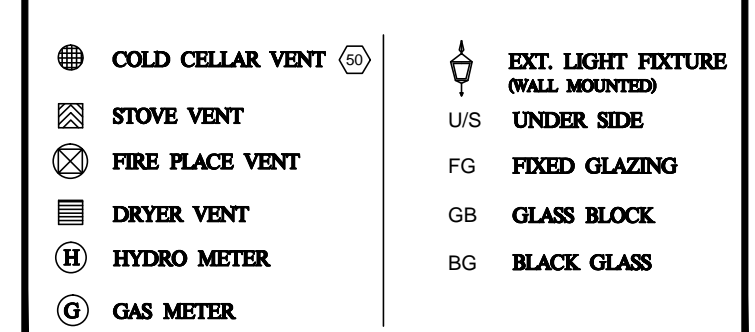
MODEL	50-2
CLIENT	ZANCOR HOMES THE CASTLES OF KING CITY KING CITY, ONTARIO

THESE DRAWINGS ARE NOT TO BE SCALED.
ALL DIMENSIONS MUST BE VERIFIED BY CONTRACTOR PRIOR
TO COMMENCEMENT OF ANY WORK, ANY DISCREPANCIES
MUST BE REPORTED DIRECTLY TO RN DESIGN LTD.
REVISED: NOV. 21, 2013 - RN STAFF IN ACCORDANCE TO SB-12 COMPLIANCE PACKAGE J

LEGEND / PLANS



LEGEND / ELEVATIONS

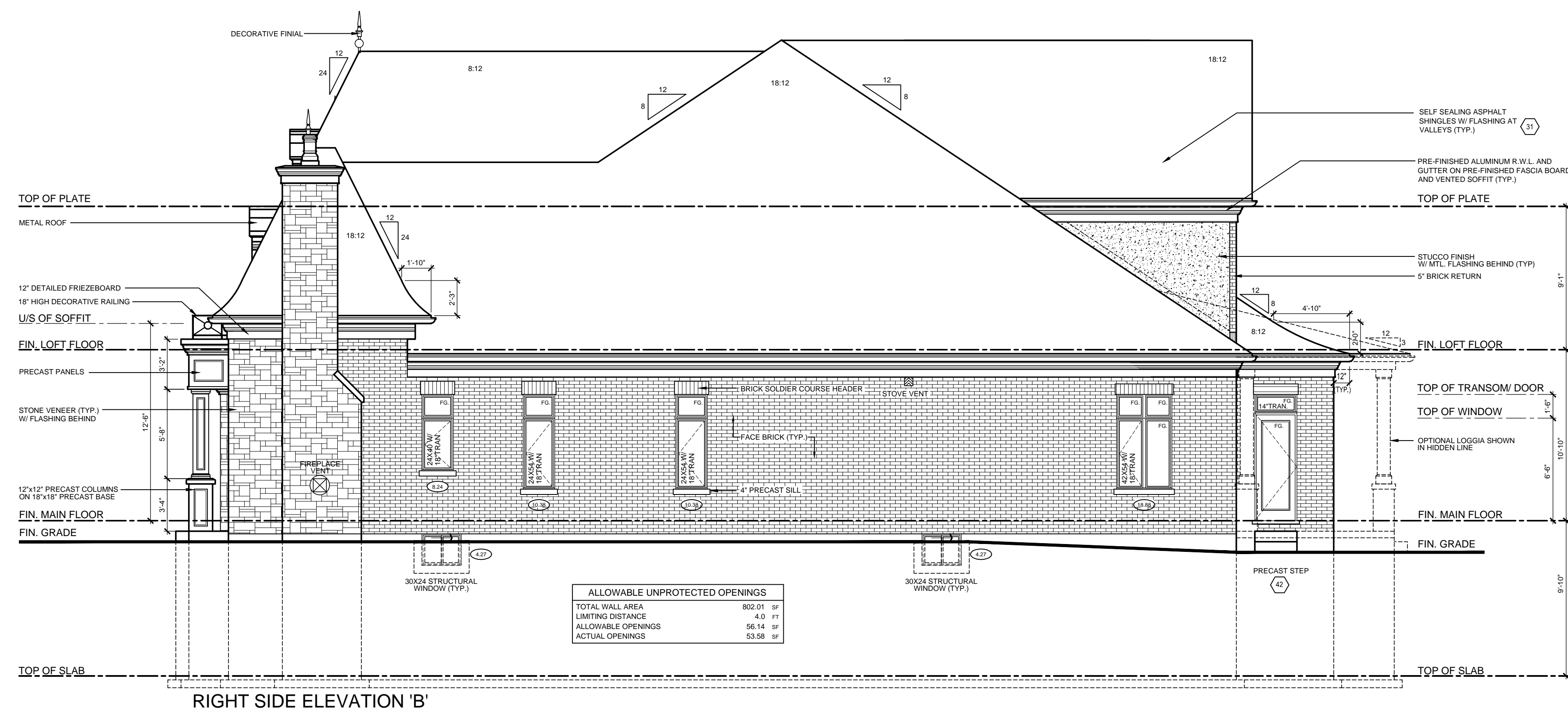
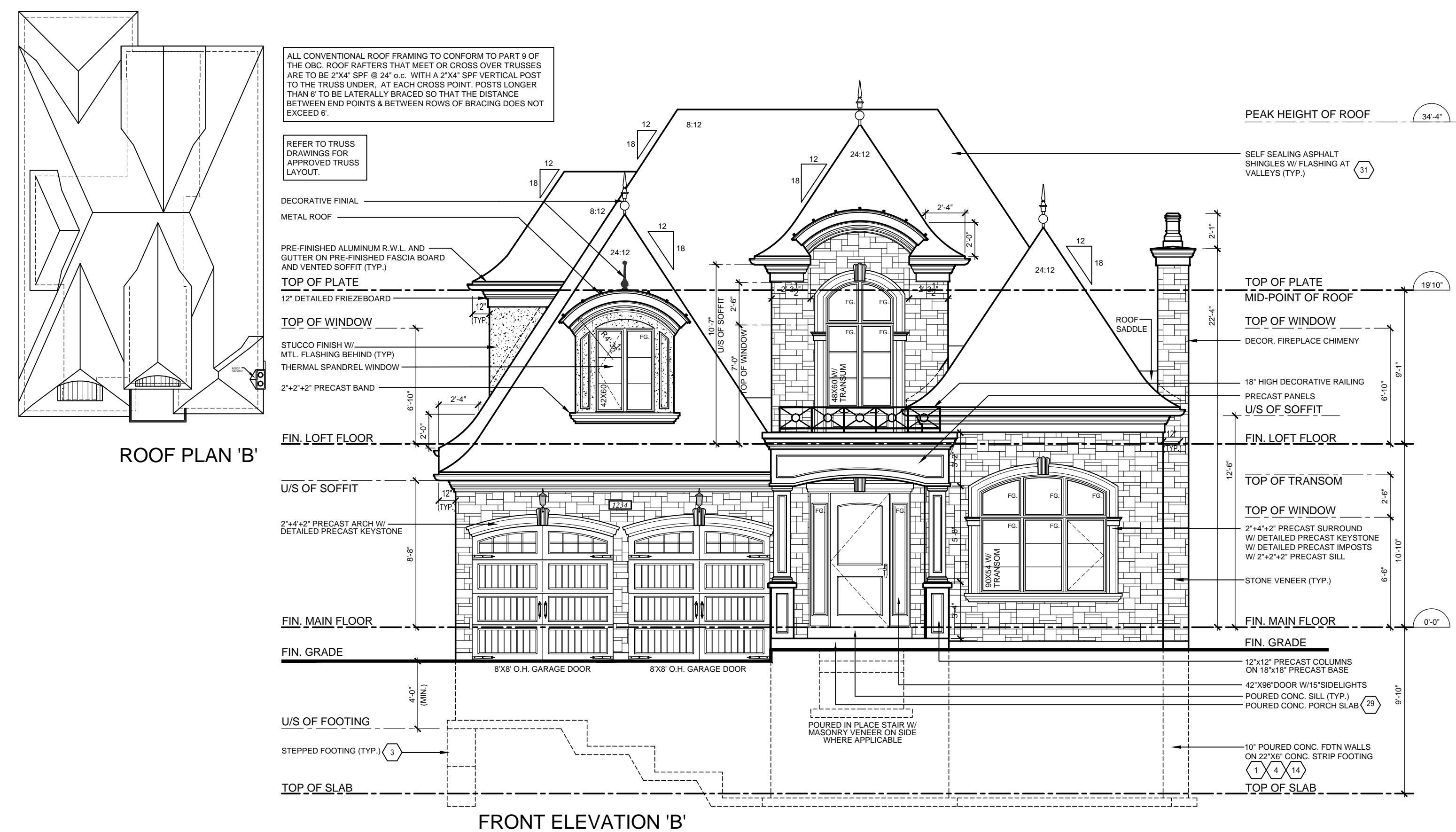


I, NELSON CUNHA DECLARE THAT I HAVE REVIEWED AND TAKE DESIGN RESPONSIBILITY FOR THE DESIGN WORK ON BEHALF OF RN DESIGN LIMITED UNDER DIVISION C, PART 3, SUBSECTION 3.2.4. OF THE BUILDING CODE. I AM QUALIFIED, AND THE FIRM IS REGISTERED, IN THE APPROPRIATE CLASSES/CATEGORIES.

QUALIFIED DESIGNER BCIN	21032
FIRM BCIN	26995

FEBRUARY 14, 2014

SIGNATURE

[illegible]

MODEL	50-2
-------	------

CLIENT **ZANCOR HOMES**
THE CASTLES OF KING CITY
 KING CITY, ONTARIO



RN design
Imagine • Inspire • Create
TEL.(905)738-3177
FAX.(905)738-5449
DWG@RNDESIGN.COM

SCALE

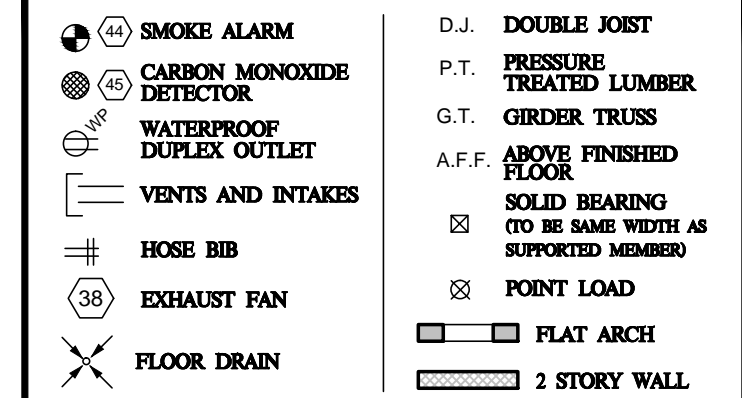
3/16" = 1'0"
PROJECT NUMBER
12011

PAGE

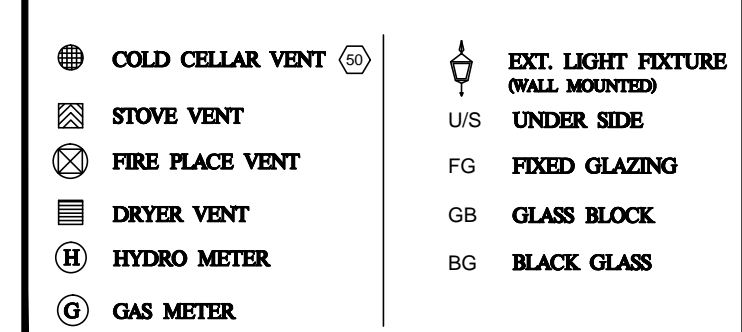
A5

THESE DRAWINGS ARE NOT TO BE SCALED.
ALL DIMENSIONS MUST BE VERIFIED BY CONTRACTOR PRIOR
TO COMMENCEMENT OF ANY WORK, ANY DISCREPANCIES
MUST BE REPORTED DIRECTLY TO RN DESIGN LTD.
REVISED NOV.21, 2013 -RN STAFF IN ACCORDANCE TO SB-12 COMPLIANCE PACKAGE J

LEGEND / PLANS



LEGEND / ELEVATIONS



I, NELSON CUNHA DECLARE THAT I HAVE REVIEWED AND TAKE DESIGN RESPONSIBILITY FOR THE DESIGN WORK ON BEHALF OF RN DESIGN LIMITED UNDER DIVISION C, PART 3, SUBSECTION 3.2.4. OF THE BUILDING CODE. I AM QUALIFIED, AND THE FIRM IS REGISTERED, IN THE APPROPRIATE CLASSES/CATEGORIES.

QUALIFIED DESIGNER BCIN	21032
FIRM BCIN	26995

FEBRUARY 14, 2014

DATE _____ SIGNATURE _____

[illegible][illegible]

MODEL 50-2

CLIENT **ZANCOR HOMES**
THE CASTLES OF KING CITY
KING CITY, ONTARIO



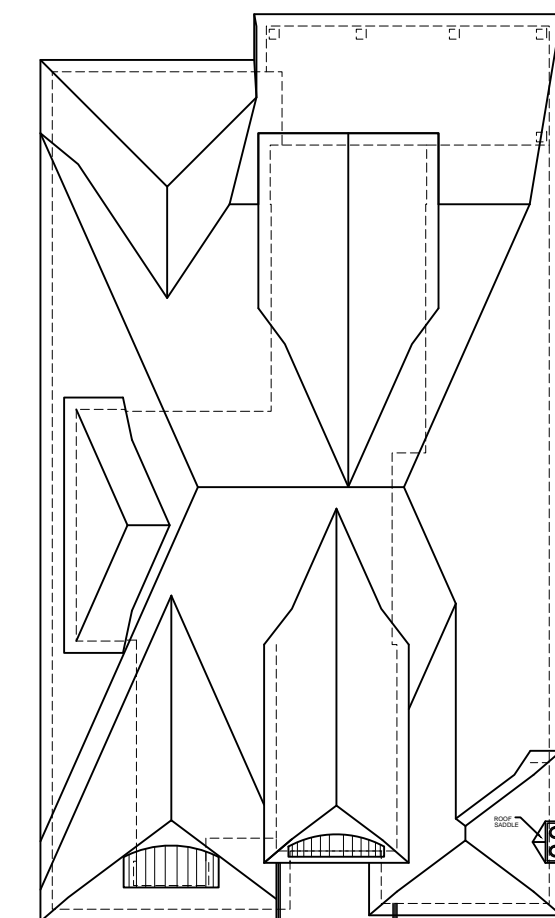
RN design
Imagine • Inspire • Create
TEL.(905)738-3177
FAX.(905)738-5449
DWG@RNDESIGN.COM

SCALE
0/10" 1/10"

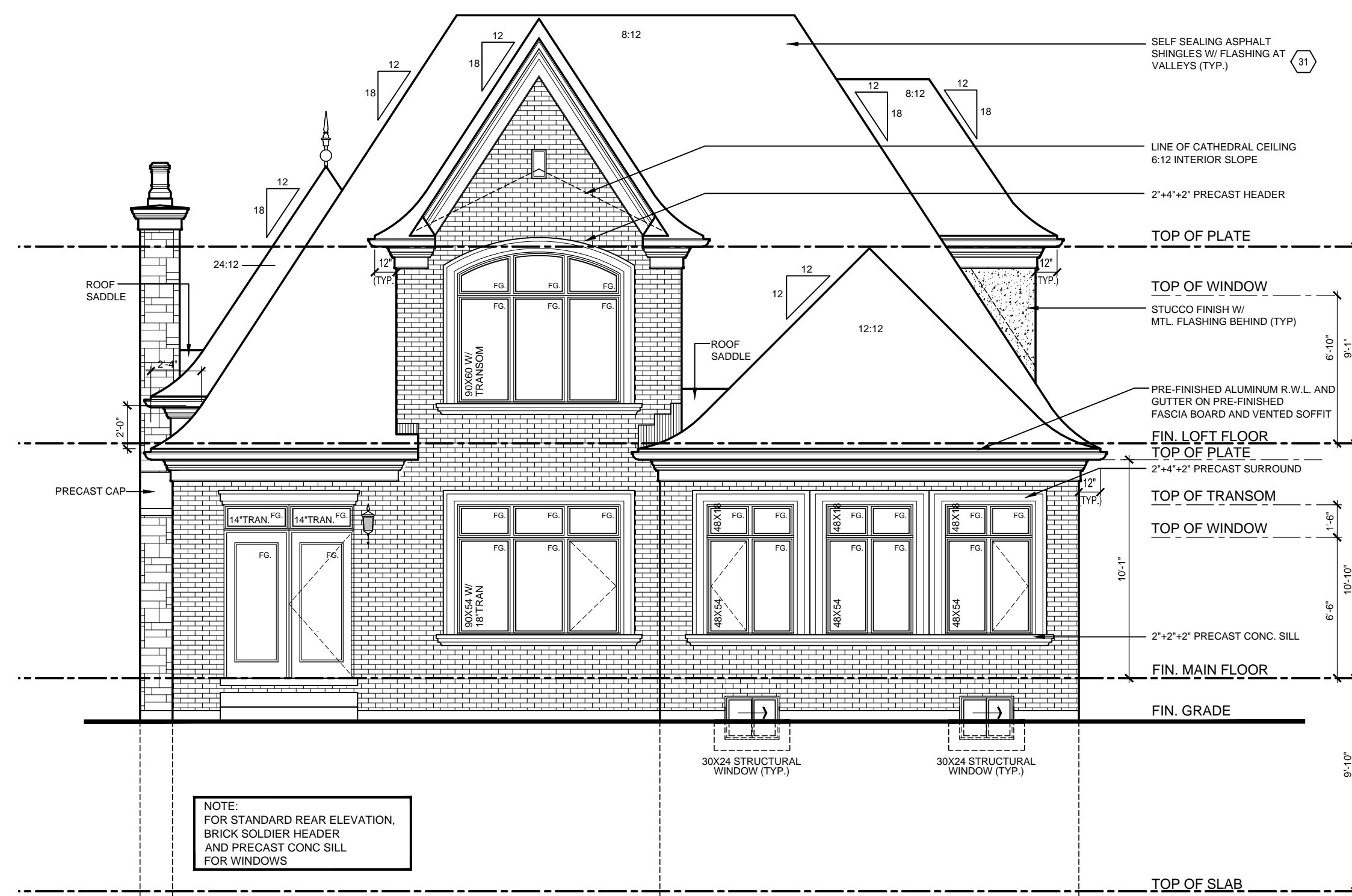
PROJECT NUMBER
12011

PAGE

A6



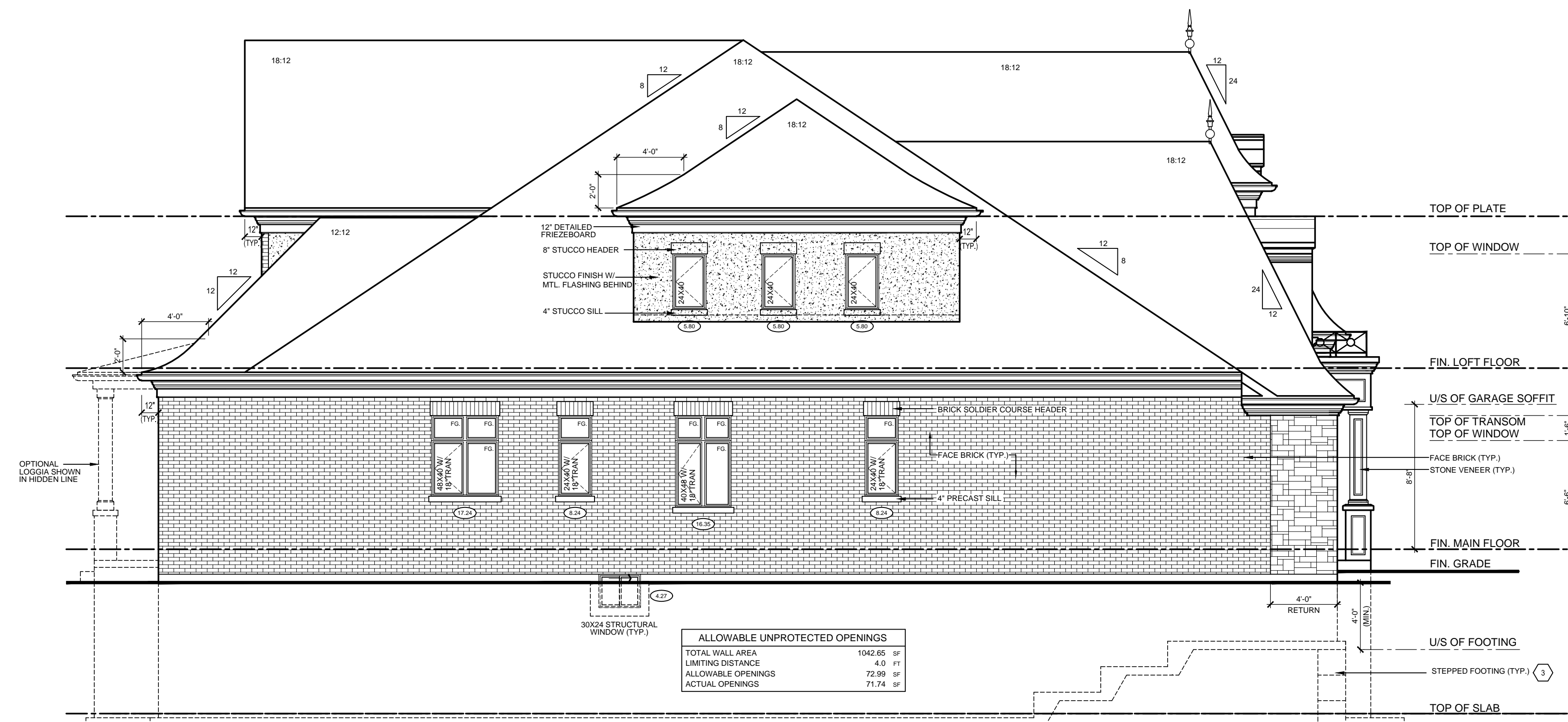
ROOF PLAN 'B'
W/ OPT. LOGGIA



UPGRADED REAR ELEVATION 'B'



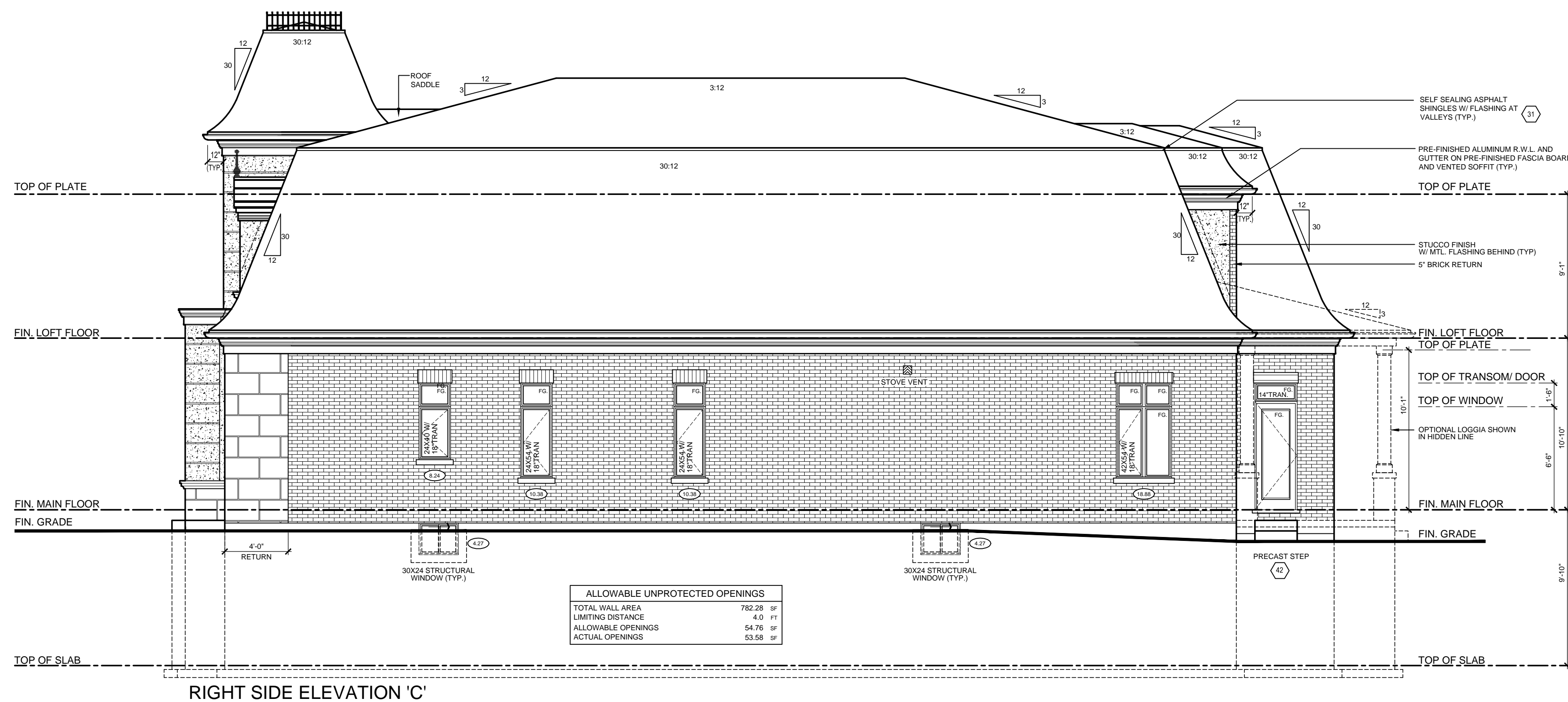
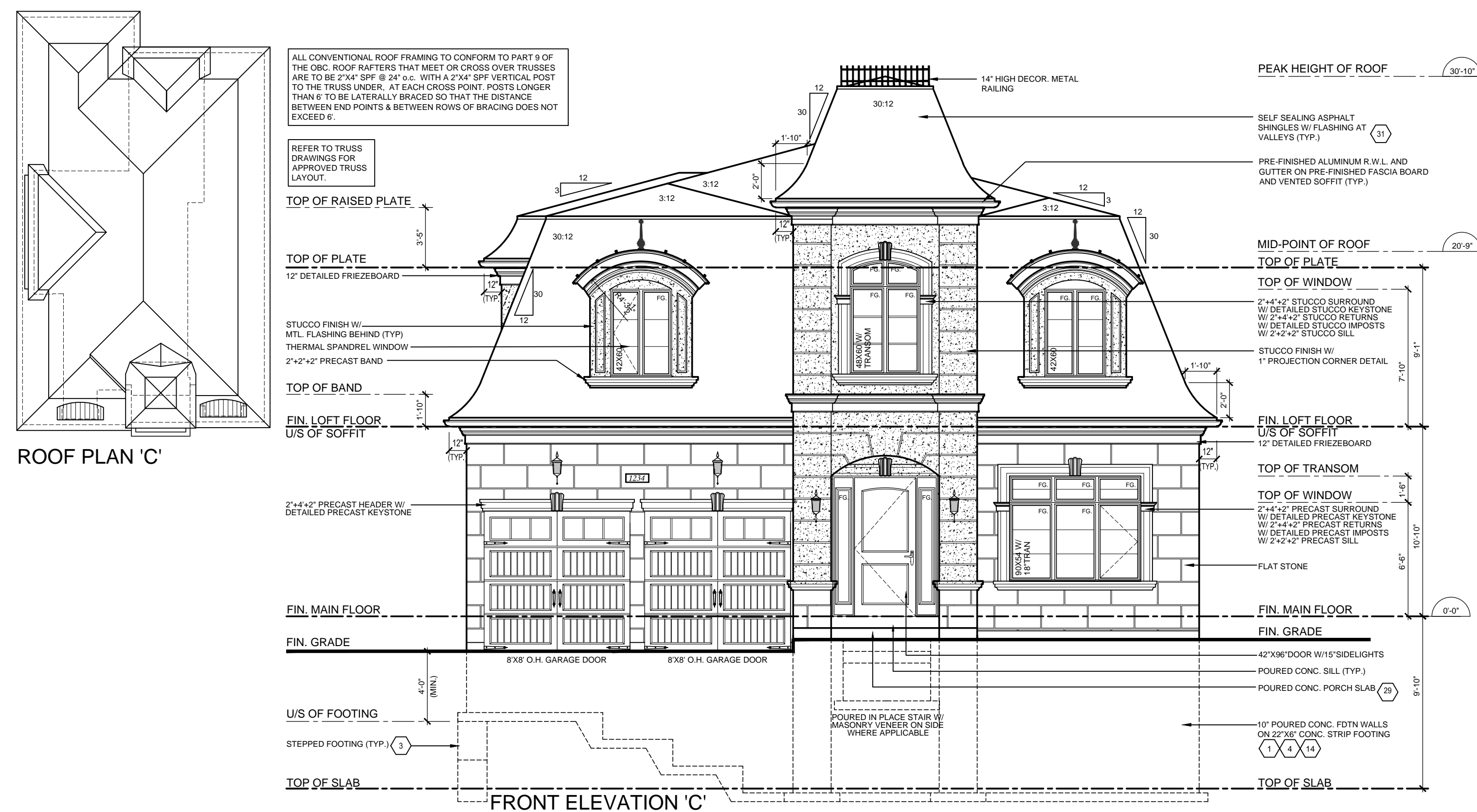
UPGRADED REAR ELEVATION 'B'
W/ OPTIONAL LOGGIA














LEFT SIDE ELEVATION 'B'

ALLOWABLE UNPROTECTED OPENINGS		
TOTAL WALL AREA	1042.65	SF
LIMITING DISTANCE	4.0	FT
ALLOWABLE OPENINGS	72.99	SF
ACTUAL OPENINGS	71.74	SF








THESE DRAWINGS ARE NOT TO BE SCALED.
ALL DIMENSIONS MUST BE VERIFIED BY CONTRACTOR PRIOR
TO COMMENCEMENT OF ANY WORK, ANY DISCREPANCIES
MUST BE REPORTED DIRECTLY TO RN DESIGN LTD.
REVISED NOV.21, 2013 -RN STAFF IN ACCORDANCE TO SB-12 COMPLIANCE PACKAGE J



LEGEND / PLANS

<p> SMOKE ALARM</p> <p> CARBON MONOXIDE DETECTOR</p> <p> WATERPROOF OUTLET</p> <p> HOSES AND INTAKES</p> <p> VENT BIB</p> <p> EXHAUST FAN</p> <p> FLOOR DRAIN</p>	<p>D.J. DOUBLE JOIST</p> <p>P.T. PRESTRESSED TREATED LUMBER</p> <p>G.T. GIRDER TRUSS</p> <p>A.F.F. ABOVE FINISHED FLOOR</p> <p> SOLID BEARING (TO BE SAME WIDTH AS SUPPORTED MEMBER)</p> <p> POINT LOAD</p> <p> FLAT ARCH</p> <p> 2 STORY WALL</p>
--	--

LEGEND / ELEVATIONS

<p> COLD CELLAR VENT</p> <p> STOVE VENT</p> <p> FIRE PLACE VENT</p> <p> DRYER VENT</p> <p> HYDRO METER</p> <p> GAS METER</p>	<p> EXT. LIGHT FIXTURE (WALL MOUNTED)</p> <p>U/S UNDER SLIDE</p> <p>FG FIXED GLAZING</p> <p>GB GLASS BLOCK</p> <p>BG BLACK GLASS</p>
--	---

I, NELSON CUNHA DECLARE THAT I HAVE REVIEWED AND TAKE DESIGN RESPONSIBILITY FOR THE DESIGN WORK ON BEHALF OF RN DESIGN LIMITED UNDER DIVISION C, PART 3, SUBSECTION 3.2.4. OF THE BUILDING CODE. I AM QUALIFIED, AND THE FIRM IS REGISTERED, IN THE APPROPRIATE CLASSES/CATEGORIES.

QUALIFIED DESIGNER BCIN _____ 21032


FIRM BCIN _____ 26995

FEBRUARY 14, 2014

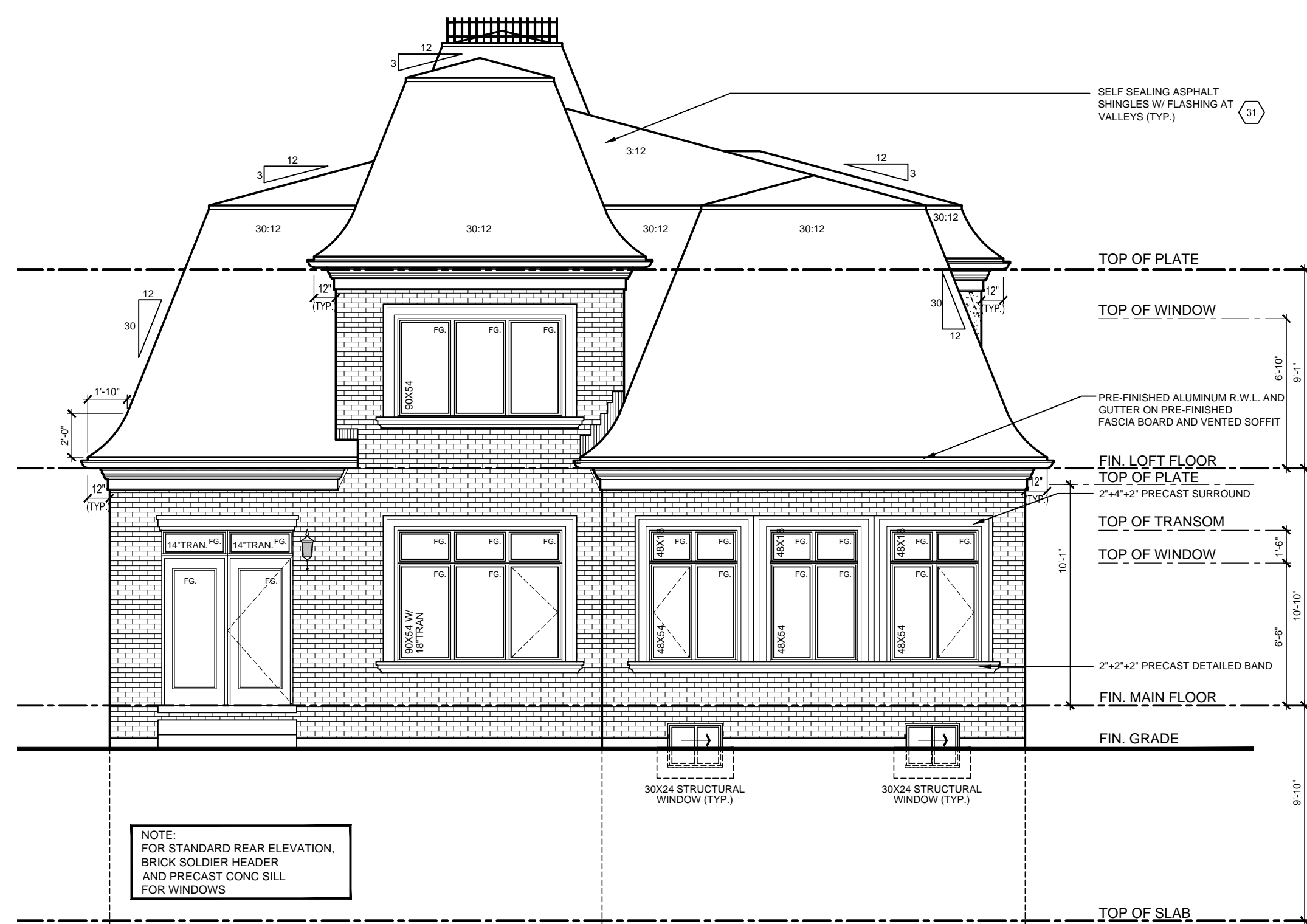
DATE _____ SIGNATURE _____

[illegible]

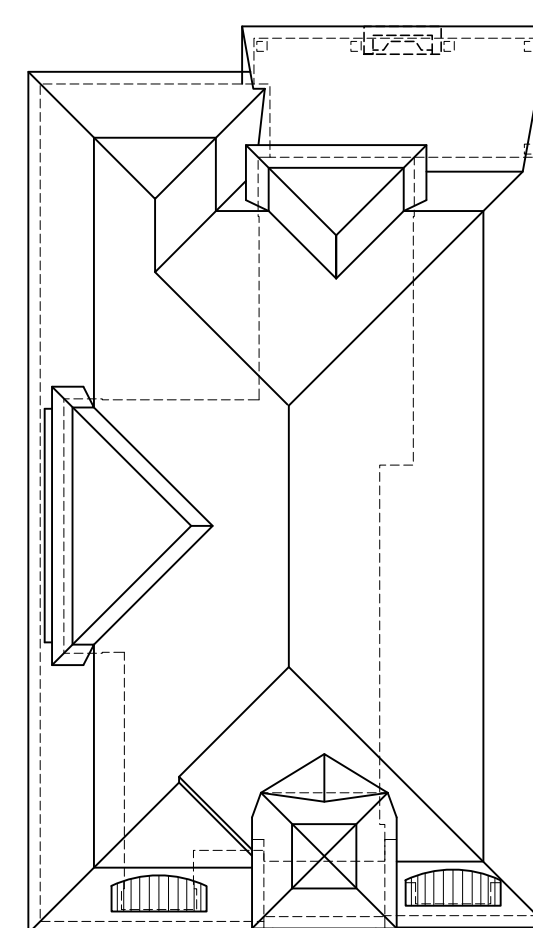
MODEL	50-2
CLIENT	ZANCOR HOMES THE CASTLES OF KING CITY KING CITY, ONTARIO

 <p>RN design <i>Imagine • Inspire • Create</i> TEL.(905)738-3177 FAX.(905)738-5449 DWG@RNDISIGN.COM</p>	<p>SCALE</p> <p>3/16" = 1'0"</p>
	<p>PROJECT NUMBER</p> <p>12011</p>
	<p>PAGE</p> <p>A7</p>
	<p>DATE</p> <p>01/10/2011</p>

THESE DRAWINGS ARE NOT TO BE SCALED.
ALL DIMENSIONS MUST BE VERIFIED BY CONTRACTOR PRIOR
TO COMMENCEMENT OF ANY WORK. ANY DISCREPANCIES
MUST BE REPORTED DIRECTLY TO RN DESIGN LTD.
REVISED: NOV. 21, 2013 - RN STAFF IN ACCORDANCE TO SB-12 COMPLIANCE PACKAGE J



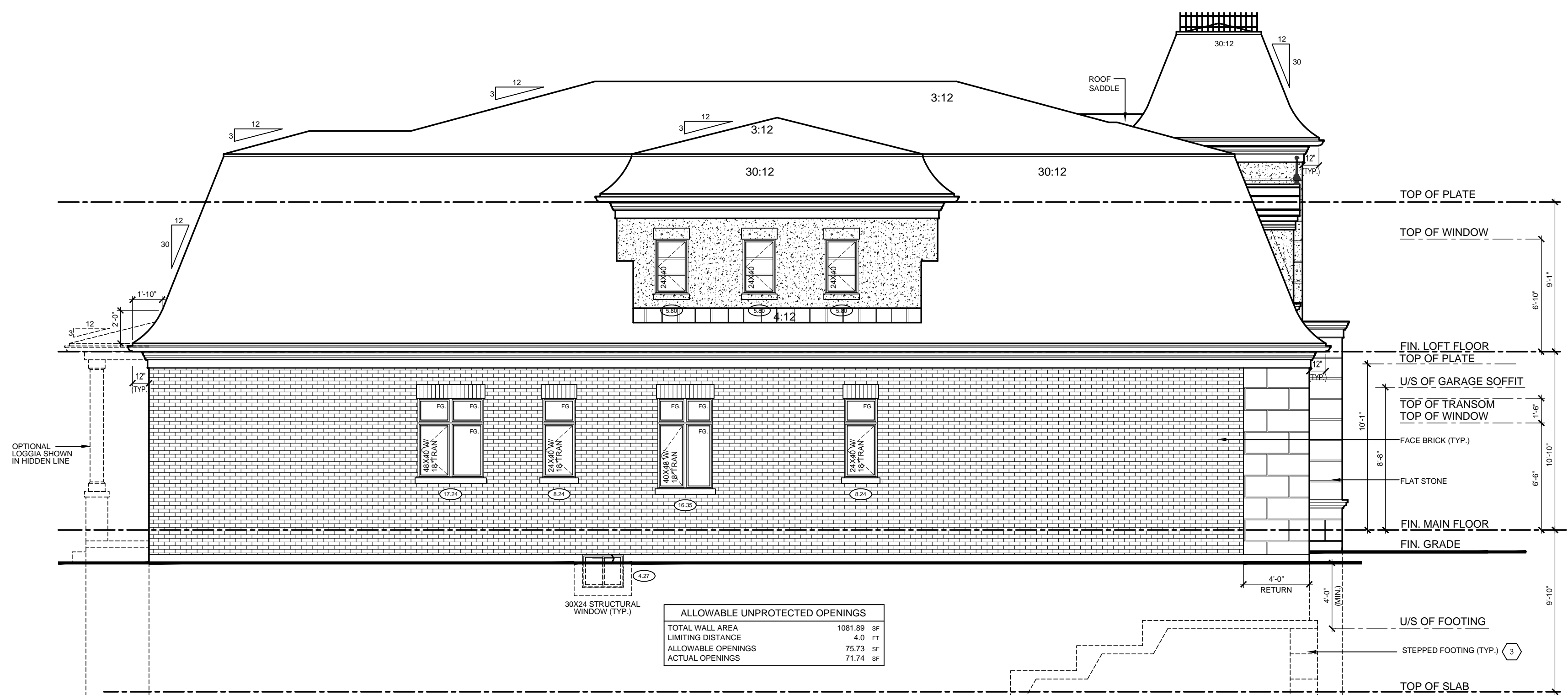
UPGRADED REAR ELEVATION 'C'



ROOF PLAN 'C'
W/ OPT. LOGGIA


















UPGRADED REAR ELEVATION 'C'
W/ OPTIONAL LOGGIA














LEFT SIDE ELEVATION 'C'

LEGEND / PLANS

	SMOKE ALARM		DOUBLE JOIST
	CARBON MONOXIDE DETECTOR		P.T. TREATED LUMBER
	WATERPROOF DROPPING OUTLET		G.T. GIRDER TRUSS
	HOSE BIB		A.F.F. ABOVE FINISHED FLOOR
	VENTS AND INTAKES		SOLID BEARING TO BE SAME WIDTH AS SUPPORTED MEMBER
	EXHAUST FAN		POINT LOAD
	FLOOR DRAIN		FLAT ARCH
			2 STORY WALL

LEGEND / ELEVATIONS

	COLD CELLAR VENT		EXT. LIGHT FIXTURE (WALL MOUNTED)
	STOVE VENT		U/S UNDER
	FIRE PLACE VENT		FG FIXED GLAZING
	DRYER VENT		GB GLASS BLOCK
	HYDRO METER		BG BLACK GLASS
	GAS METER		

I, NELSON CUNHA DECLARE THAT I HAVE REVIEWED AND TAKE DESIGN RESPONSIBILITY FOR THE DESIGN WORK ON BEHALF OF RN DESIGN LIMITED UNDER DIVISION C, PART 3, SUBSECTION 3.2.4. OF THE BUILDING CODE. I AM QUALIFIED, AND THE FIRM IS REGISTERED, IN THE APPROPRIATE CLASSES/CATEGORIES.

QUALIFIED DESIGNER BCIN	<u>21032</u>
FIRM BCIN	26995

DATE FEBRUARY 14, 2014

[illegible]

MODEL	50-2
CLIENT	ZANCOR HOMES THE CASTLES OF KING CITY KING CITY, ONTARIO



RN design
Imagine • Inspire • Create
TEL.(905)738-3177
FAX.(905)738-5449
DWG@RNDESIGN.COM

SCALE
3/16" = 1'0"

PROJECT NUMBER	12011
----------------	-------

PAGE

A8