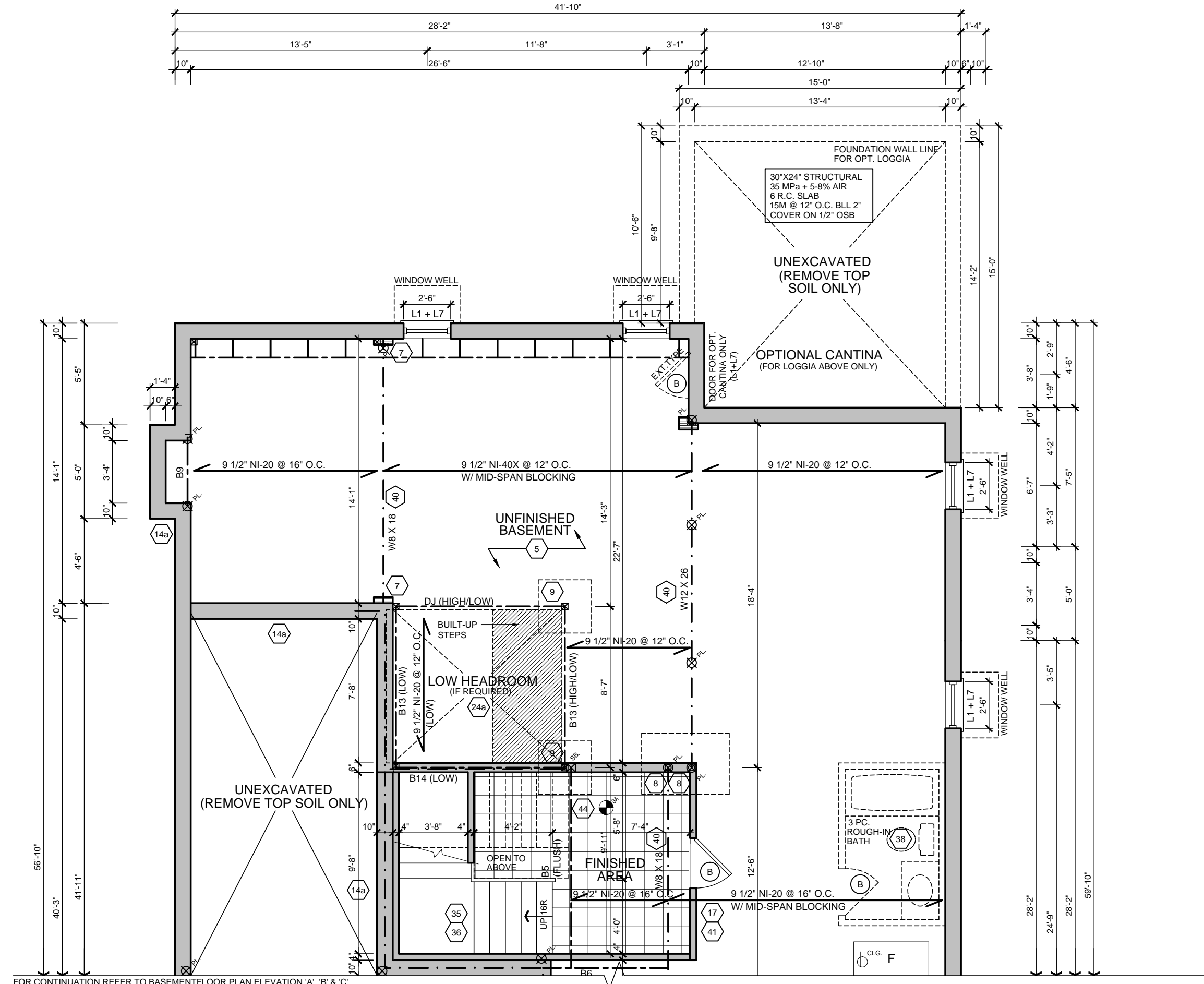
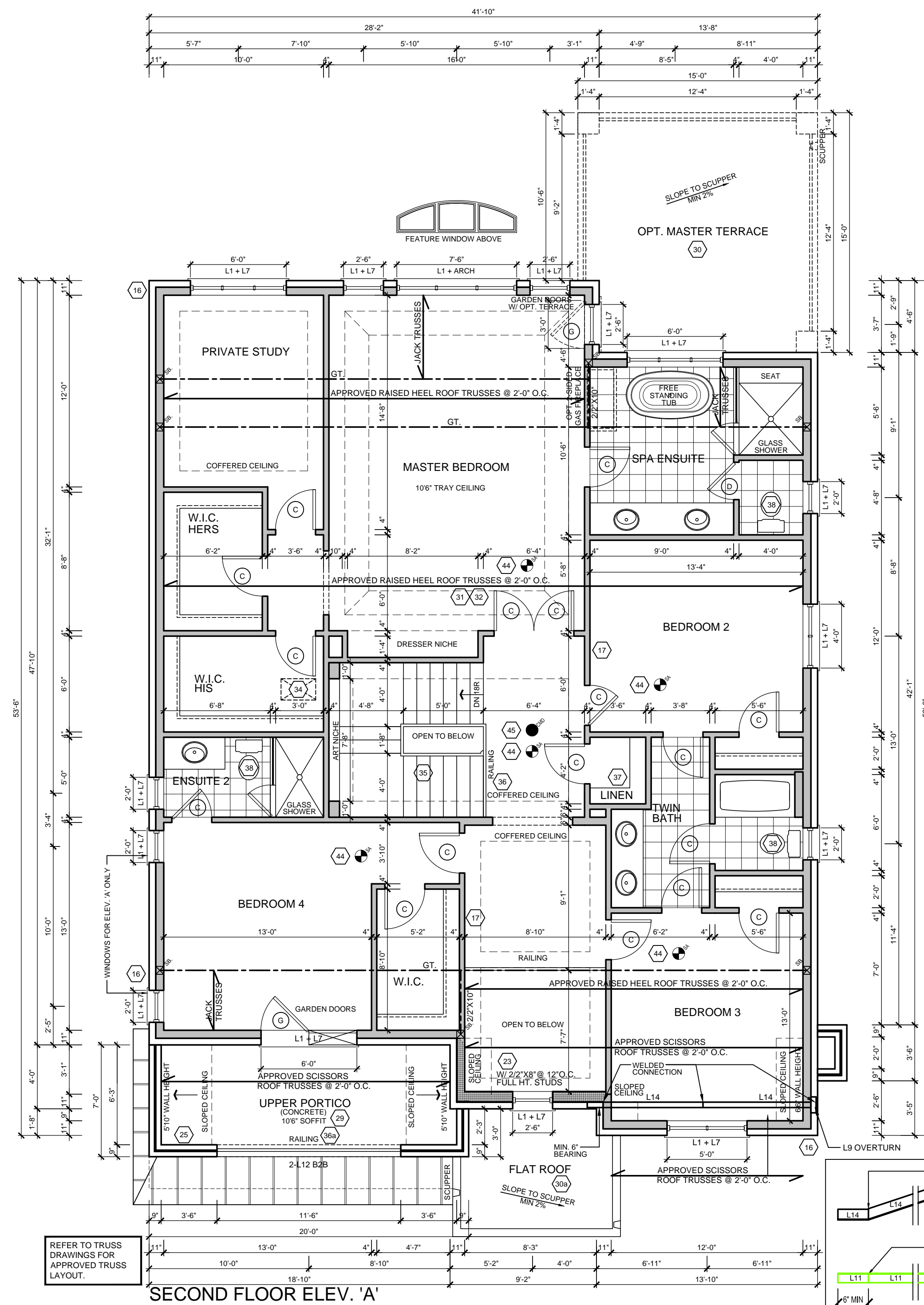
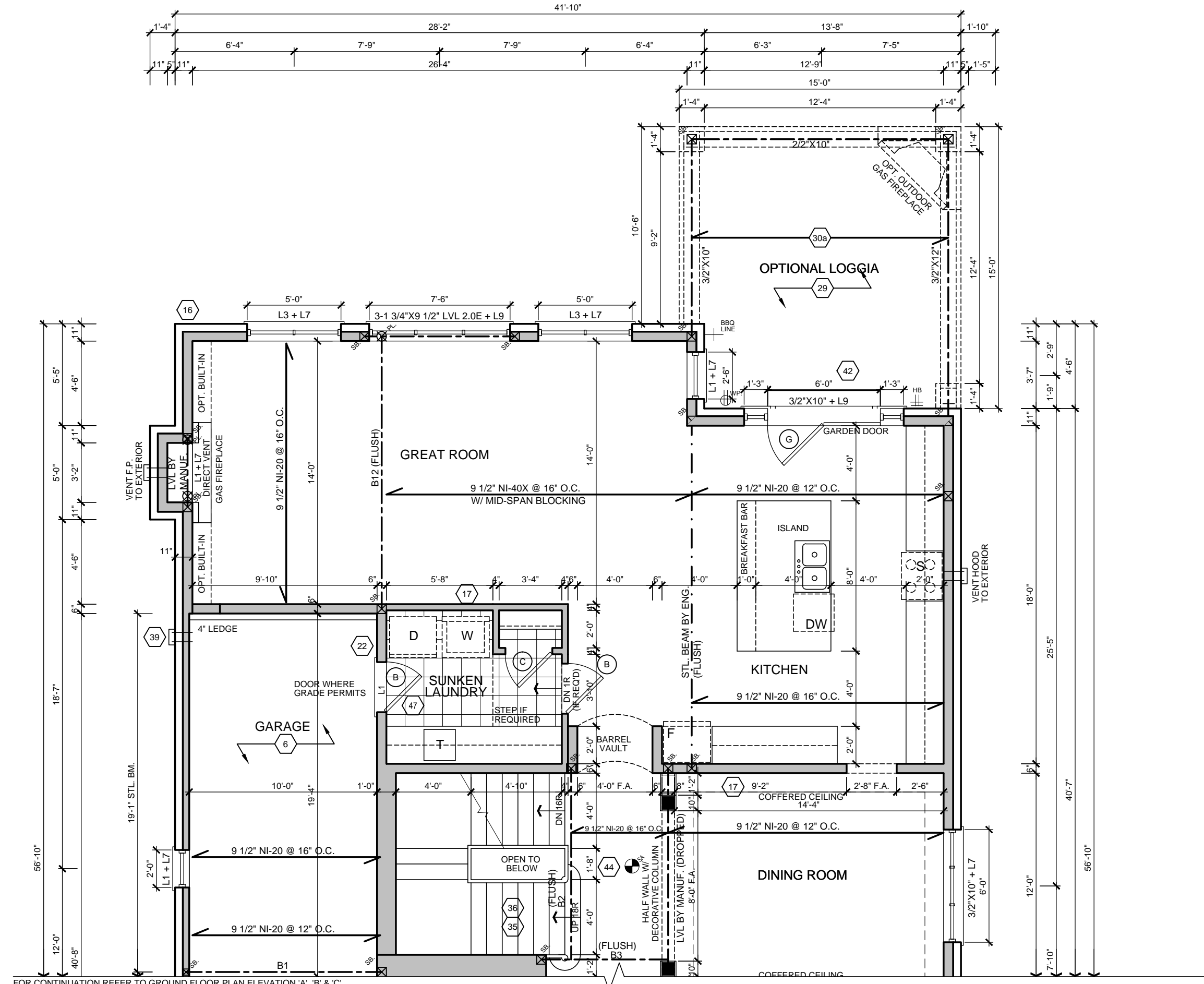


THESE DRAWINGS ARE NOT TO BE SCALED.
ALL DIMENSIONS MUST BE VERIFIED BY CONTRACTOR PRIOR
TO COMMENCEMENT OF ANY WORK. ANY DISCREPANCIES
MUST BE REPORTED DIRECTLY TO RN DESIGN LTD.
REVISED: NOV. 21, 2013 - RN STAFF IN ACCORDANCE TO SB-12 COMPLIANCE PACKAGE J

PARTIAL
OPT. BASEMENT FLOOR ELEV. 'A', 'B' & 'C'

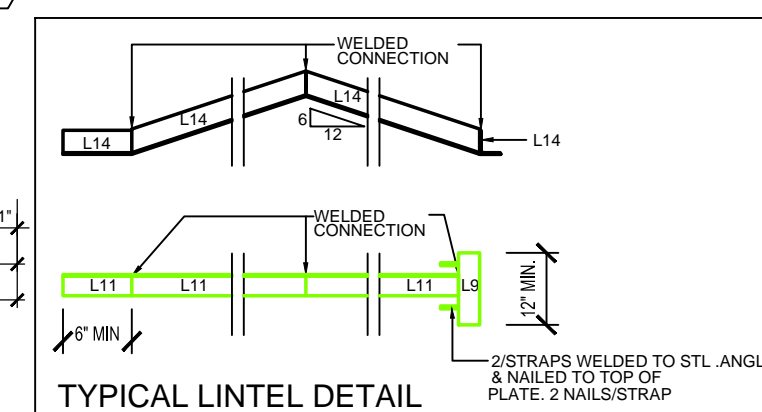


PARTIAL
OPT. GROUND FLOOR ELEV. 'A', 'B' & 'C'



















18'-10"

SECOND FLOOR ELEV. 'A'



LEGEND / PLANS

- | | | | |
|---|--------------------------|---|--|
|  | SMOKE ALARM | D.J. | DOUBLE JOIST |
|  | CARBON MONOXIDE DETECTOR | P.T. | PRESSURE TUBER |
|  | WATERPROOF DUPLEX OUTLET | G.T. | GIBBER TUNER |
|  | VENTS AND INTAKES | A.F.F. | ABOVE FINISHED FLOOR |
|  | HOSE BIB |  | SOLID BEARING TO BE SAME WIDTH AS SUPPORTED MEMBER |
|  | EXHAUST FAN |  | POINT LOAD |
|  | FLOOR DRAIN |  | FLAT ARCH |
| | |  | 2 STORY WALL |
- ## LEGEND / ELEVATIONS
- | | | | |
|---|------------------|---|-----------------------------------|
|  | COLD CELLAR VENT |  | EXT. LIGHT FIXTURE (WALL MOUNTED) |
|  | STOVE VENT | U/S | UNDER SLIDE |
|  | FIRE PLACE VENT | FG | FIXED GLASS |
|  | DRYER VENT | GB | GLASS BLOCK |
| H | HYDRO METER | BG | BLACK GLASS |
| G | GAS METER | | |


I, NELSON CUNHA DECLARE THAT I HAVE REVIEWED AND TAKE DESIGN RESPONSIBILITY FOR THE DESIGN WORK ON BEHALF OF RN DESIGN LIMITED UNDER DIVISION C, PART 3, SUBSECTION 3.2.4. OF THE BUILDING CODE. I AM QUALIFIED, AND THE FIRM IS REGISTERED, IN THE APPROPRIATE CLASSES/CATEGORIES.

QUALIFIED DESIGNER BCIN	<u>21032</u>
FIRM BCIN	<u>26995</u>

DATE FEBRUARY 14, 2014 SIGNATURE _____

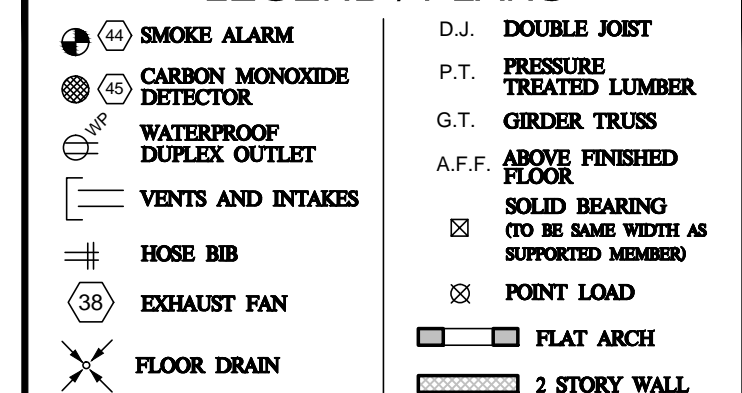
[illegible]

MODEL	50-4
CLIENT	<p>ZANCOR HOMES</p> <p>THE CASTLES OF KING CITY</p> <p>KING CITY, ONTARIO</p>

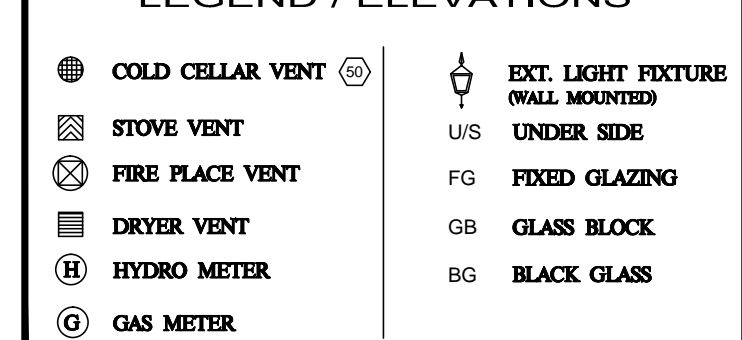
 <p>RN design <i>Imagine • Inspire • Create</i></p> <p>TEL.(905)738-3177 FAX.(905)738-5449 DWG@RNDISIGN.COM</p>	<p>SCALE $3/16" = 1'0"$</p>
	<p>PROJECT NUMBER 12011</p>
	<p>PAGE A2</p>

THESE DRAWINGS ARE NOT TO BE SCALED.
ALL DIMENSIONS MUST BE VERIFIED BY CONTRACTOR PRIOR
TO COMMENCEMENT OF ANY WORK. ANY DISCREPANCIES
MUST BE REPORTED DIRECTLY TO RN DESIGN LTD.
REVISED: NOV. 21, 2013 - RN STAFF IN ACCORDANCE TO SB-12 COMPLIANCE PACKAGE J

LEGEND / PLANS



LEGEND / ELEVATIONS

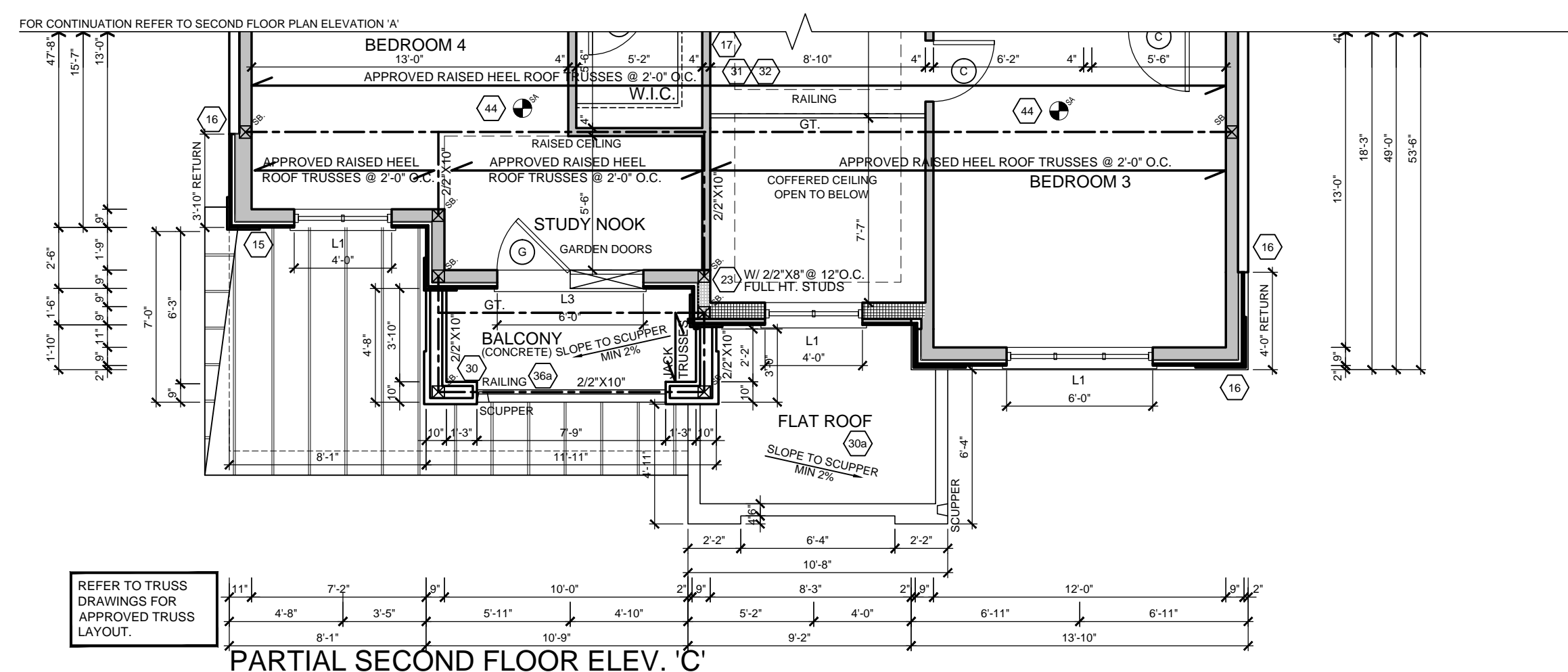
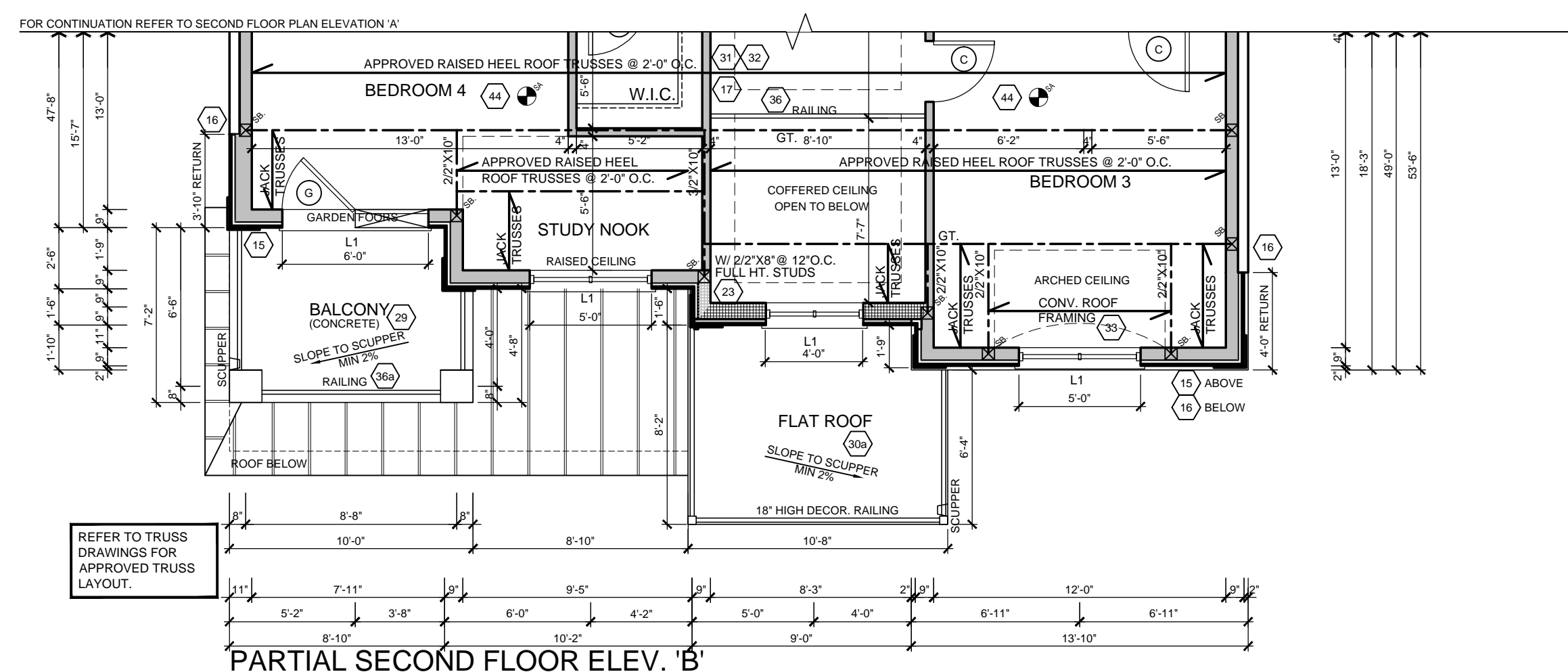
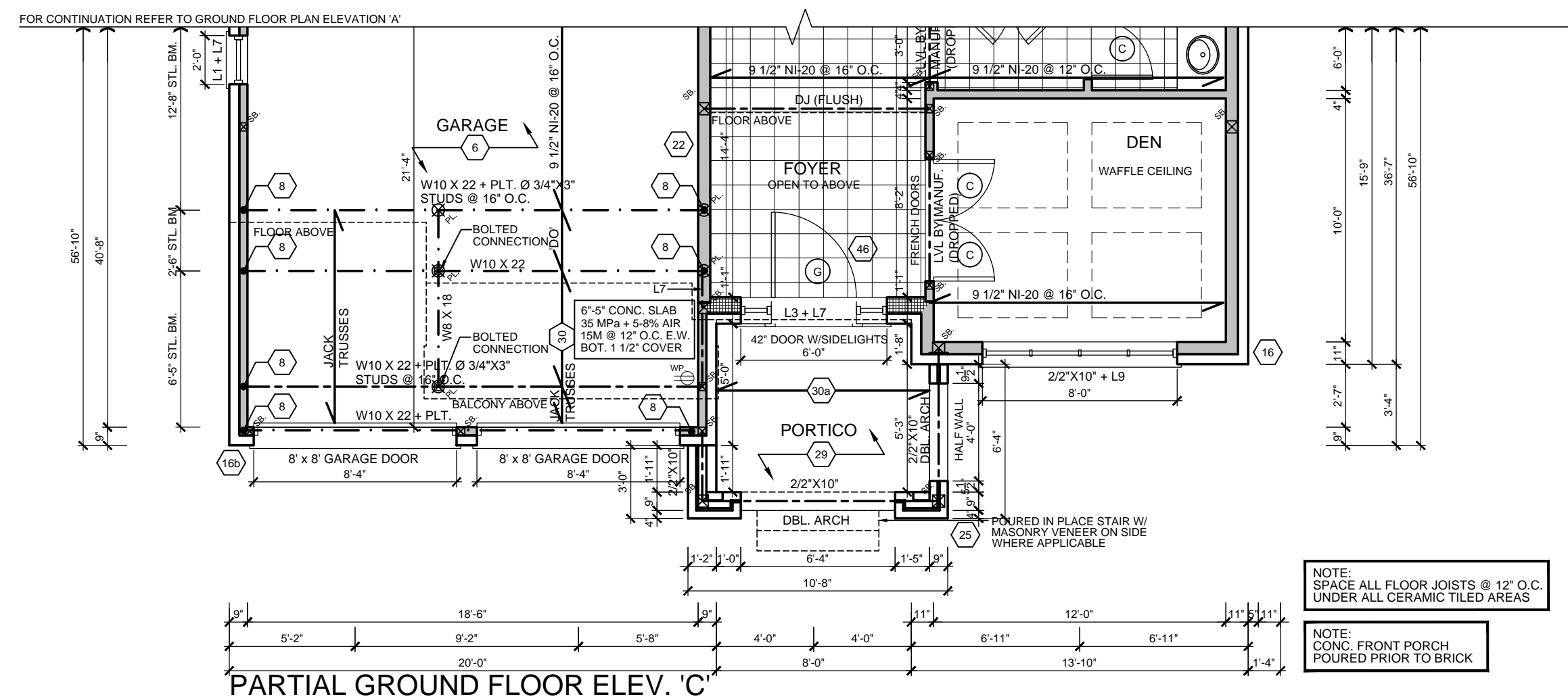
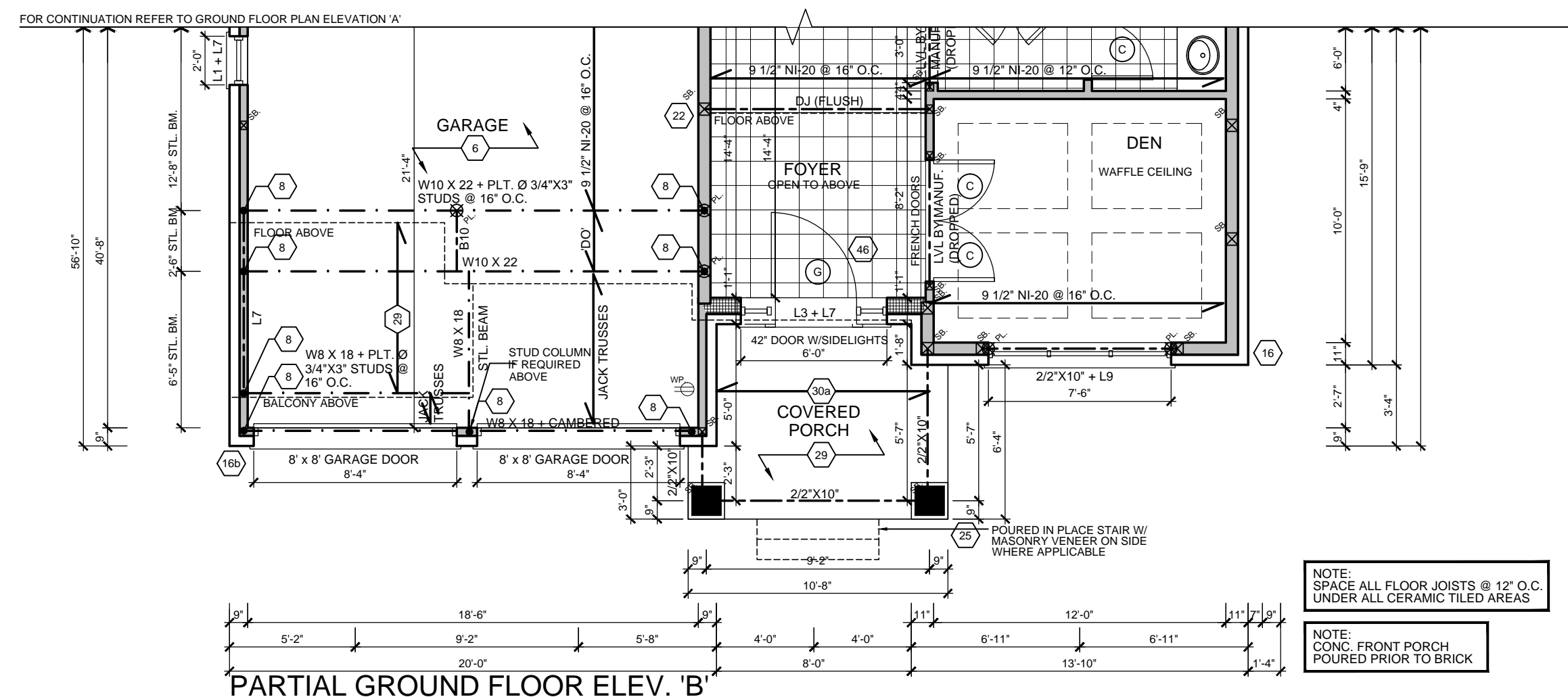
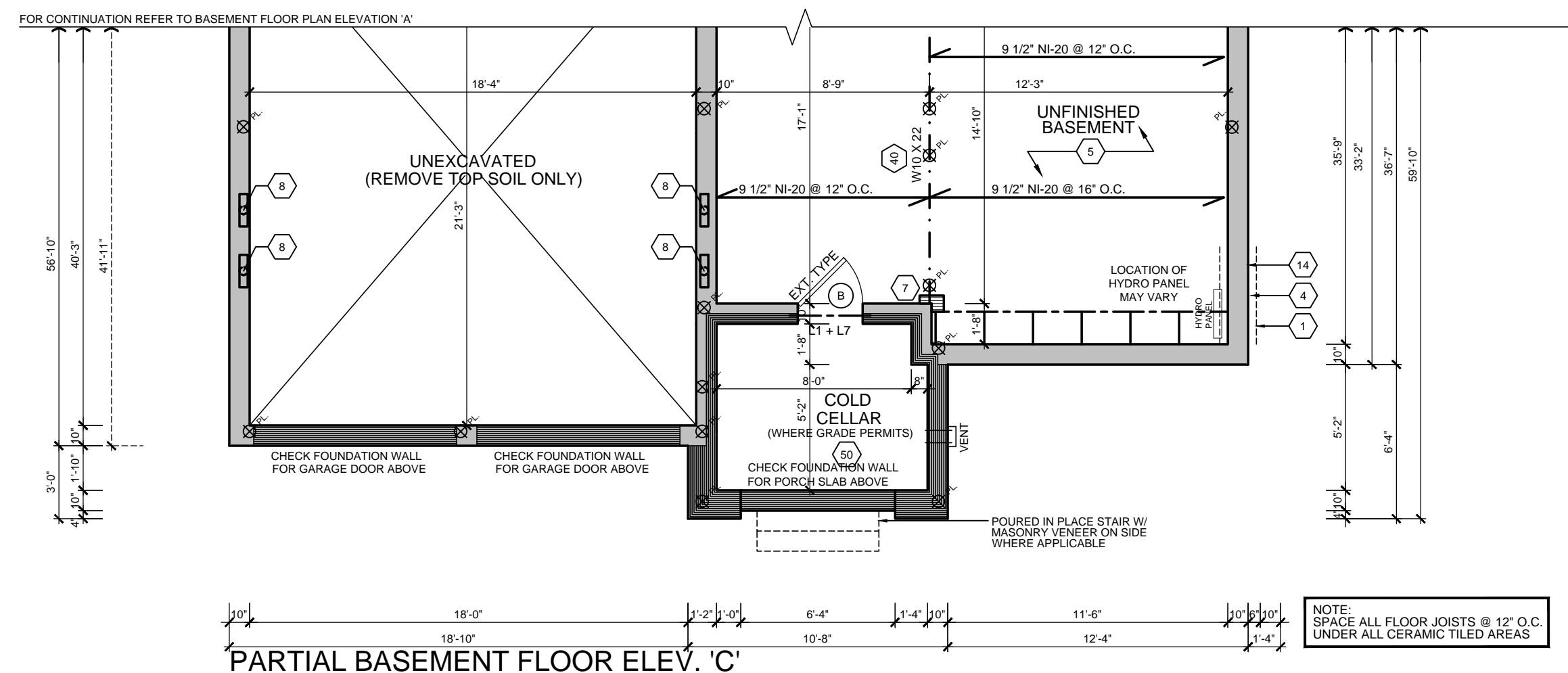
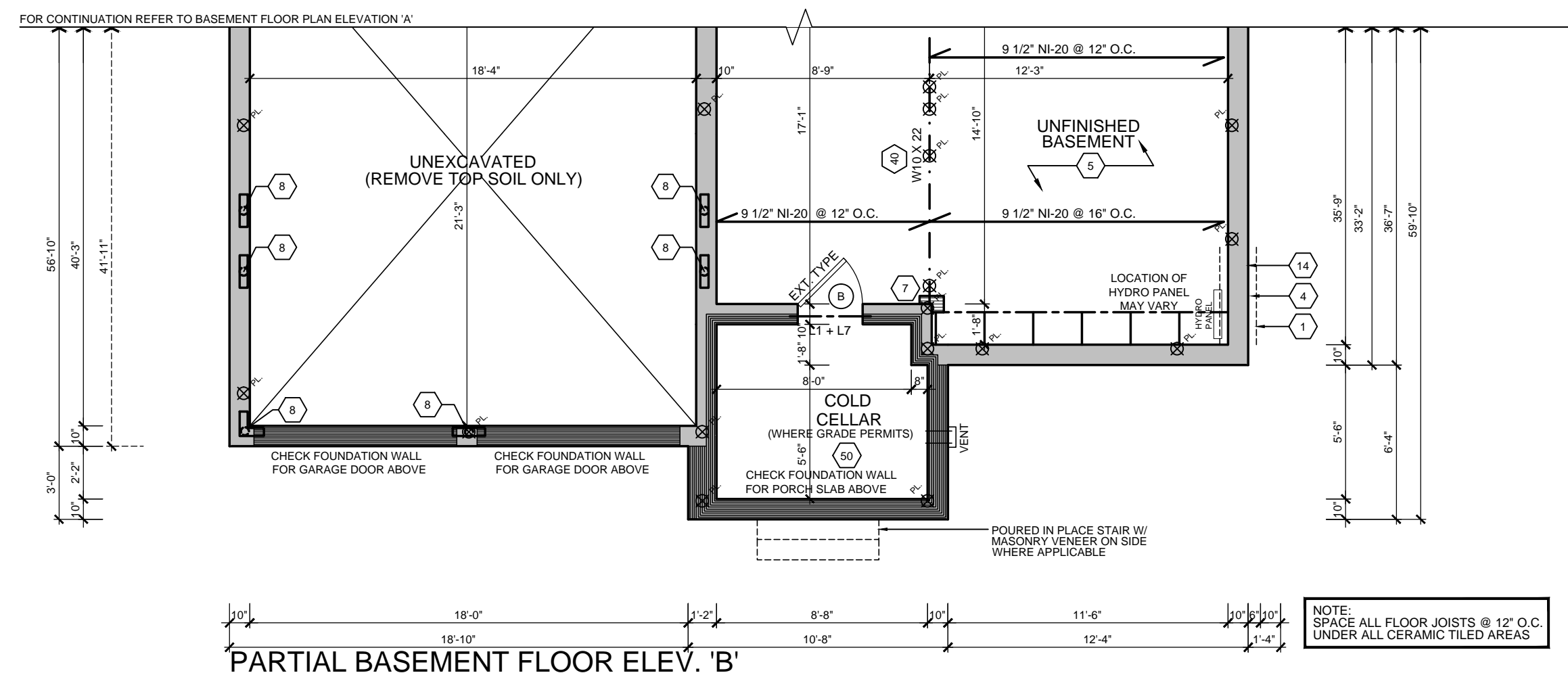


I, NELSON CUNHA DECLARE THAT I HAVE REVIEWED AND TAKE DESIGN RESPONSIBILITY FOR THE DESIGN WORK ON BEHALF OF RN DESIGN LIMITED UNDER DIVISION C, PART 3, SUBSECTION 3.2.4. OF THE BUILDING CODE. I AM QUALIFIED, AND THE FIRM IS REGISTERED, IN THE APPROPRIATE CLASSES/CATEGORIES.

QUALIFIED DESIGNER BCIN	21032
FIRM BCIN	26995

FEBRUARY 14, 2014

SIGNATURE

[illegible]

MODEL 50-4

CLIENT **ZANCOR HOMES**
THE CASTLES OF KING CITY
KING CITY, ONTARIO



RN design
Imagine • Inspire • Create

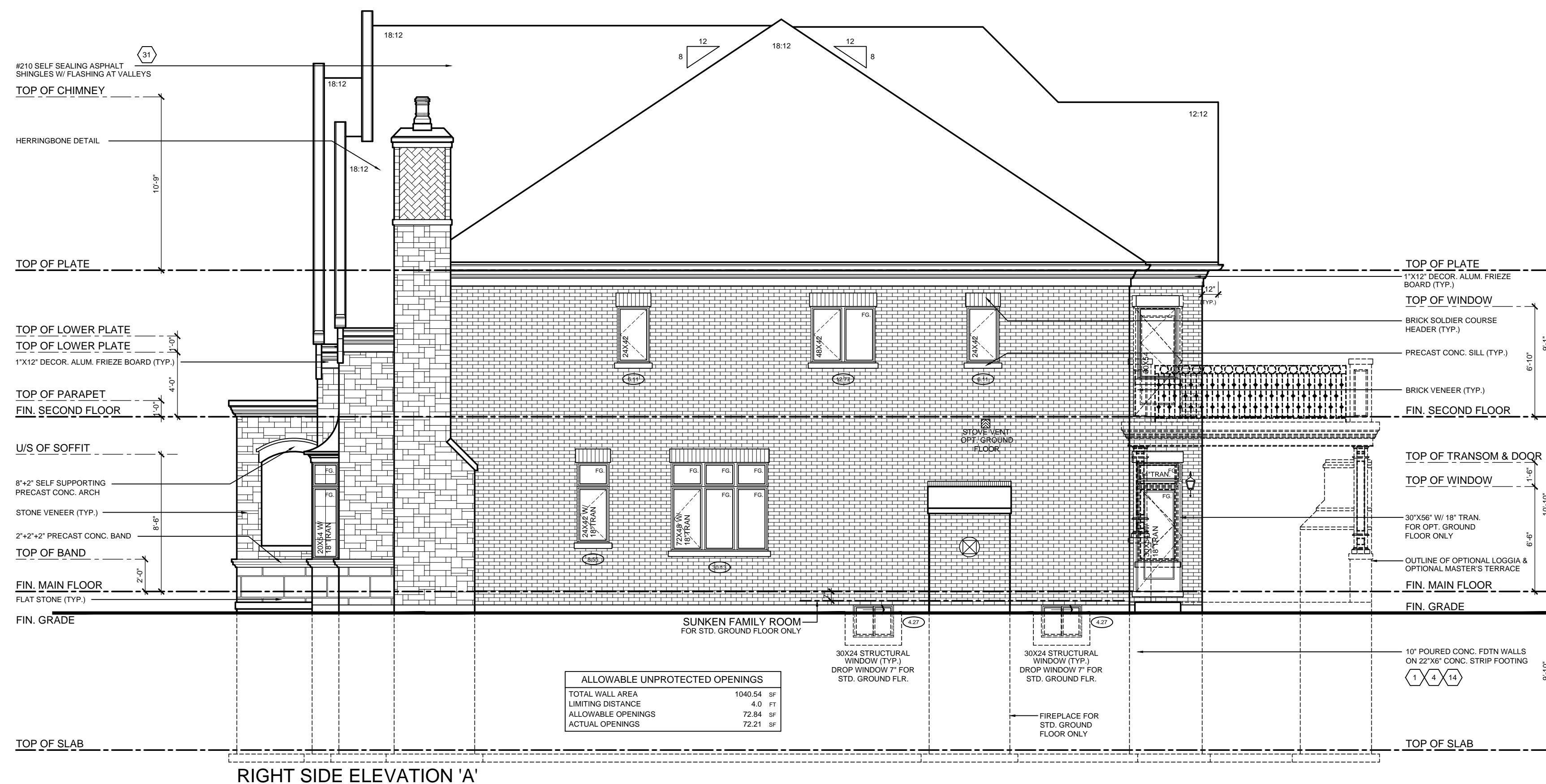
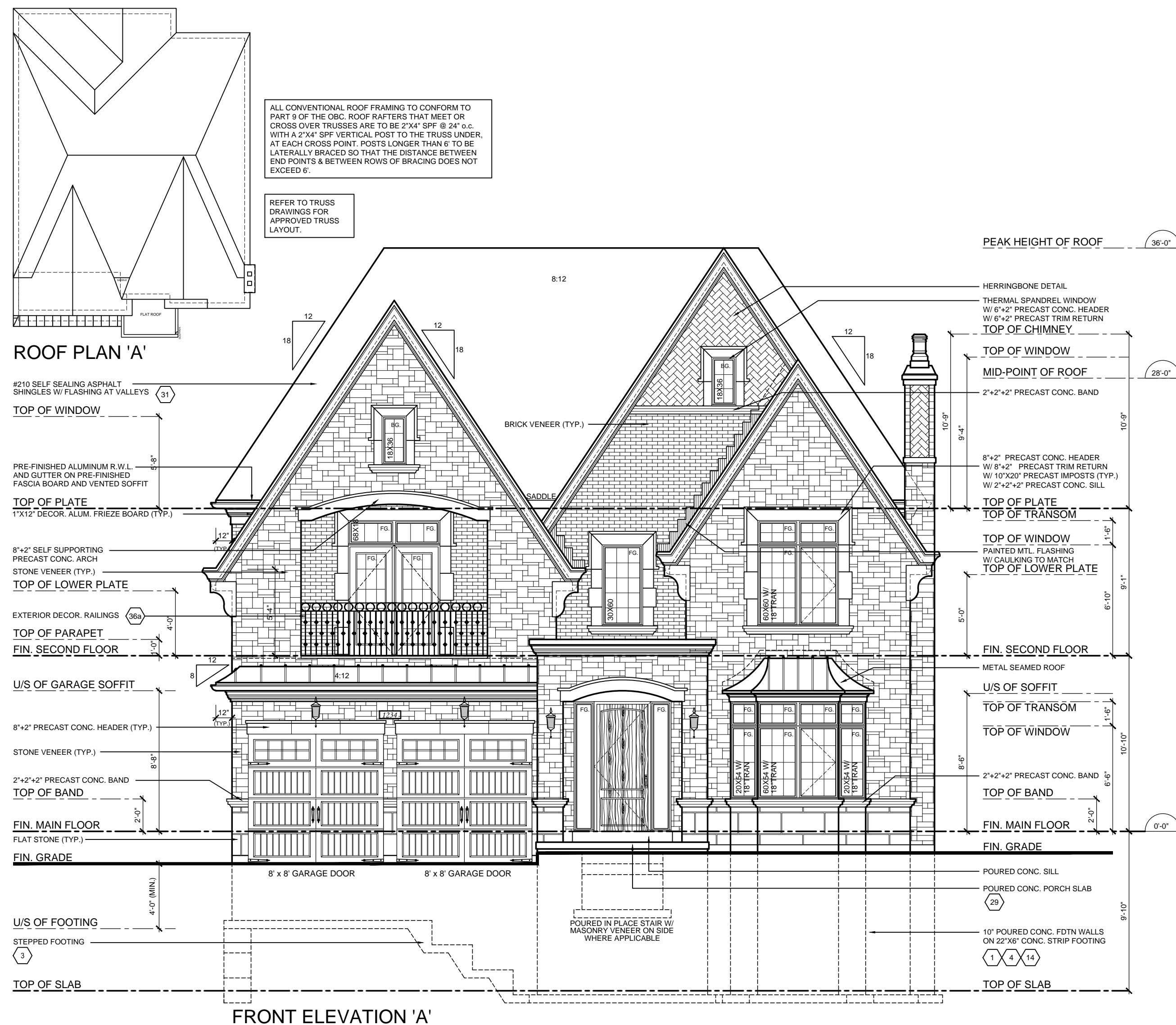
SCALE

PROJECT NUMBER 15531
















PAGE

A3












THESE DRAWINGS ARE NOT TO BE SCALED.
ALL DIMENSIONS MUST BE VERIFIED BY CONTRACTOR PRIOR
TO COMMENCEMENT OF ANY WORK, ANY DISCREPANCIES
MUST BE REPORTED DIRECTLY TO RN DESIGN LTD.
REVISED NOV.21, 2013 - RN STAFF IN ACCORDANCE TO SB-12 COMPLIANCE PACKAGE J



LEGEND / PLANS

<p> SMOKE ALARM</p> <p> CARBON MONOXIDE DETECTOR</p> <p> WATERPROOF DROOP PROOF OUTLET</p> <p> HOSES AND INTAKES</p> <p> VENT BIB</p> <p> EXHAUST FAN</p> <p> FLOOR DRAIN</p>	<p> D.J. DOUBLE JOIST</p> <p> P.T. TREATED LUMBER</p> <p> G.T. GIRDER TRUSS</p> <p> A.F.F. ABOVE FINISHED FLOOR</p> <p> SOLID BEARING TO BE SAME WIDTH AS SUPPORTED MEMBER</p> <p> POINT LOAD</p> <p> FLAT ARCH</p> <p> 2 STORY WALL</p>
--	--

LEGEND / ELEVATIONS

<p> COLD CELLAR VENT</p> <p> STOVE VENT</p> <p> FIRE PLACE VENT</p> <p> DRYER VENT</p> <p> HYDRO METER</p> <p> GAS METER</p>	<p> EXT. LIGHT FIXTURE (WALL MOUNTED)</p> <p> U/S UNDER</p> <p> FG FIXED GLAZING</p> <p> GB GLASS BLOCK</p> <p> BG BLACK GLASS</p>
--	---

I, NELSON CUNHA DECLARE THAT I HAVE REVIEWED AND TAKE DESIGN RESPONSIBILITY FOR THE DESIGN WORK ON BEHALF OF RN DESIGN LIMITED UNDER DIVISION C, PART 3, SUBSECTION 3.2.4. OF THE BUILDING CODE. I AM QUALIFIED, AND THE FIRM IS REGISTERED, IN THE APPROPRIATE CLASSES/CATEGORIES.

QUALIFIED DESIGNER BCIN	<u>21032</u>
FIRM BCIN	<u>26995</u>

DATE FEBRUARY 14, 2014 SIGNATURE _____

[illegible]

MODEL	50-4
CLIENT	<p>ZANCOR HOMES</p> <p>THE CASTLES OF KING CITY</p> <p>KING CITY, ONTARIO</p>



RN design
Imagine • Inspire • Create
TEL.(905)738-3177
FAX.(905)738-5449
DWG@RNDESIGN.COM

















SCALE
3/16" = 1'0"

PROJECT NUMBER	12011
----------------	-------












PAGE

A4


LEGEND / PLANS


	SMOKE ALARM		D.J. DOUBLE JOIST
	CARBON MONOXIDE DETECTOR		P.T. PRESSURE TREATED LUMBER
	WATERPROOF DROPTOP CEILING		G.T. GIRDER TRUSS
	DIPLOMAT FLOOR		A.F.F. ABOVE FINISHED FLOOR
	HOSSES AND INTAKES		SOLID BEARING (TO BE SAME WIDTH AS SUPPORTED MEMBER)
	HOSE RIB		P. POINT LOAD
	EXHAUST FAN		FLAT ARCH
	FLOOR DRAIN		2 STORY WALL

LEGEND / ELEVATIONS

	COLD CELLAR VENT		EG. LIGHT FIXTURE (WALL MOUNTED)
	STOVE VENT		U/S UNDER SLIDE
	FIRE PLACE VENT		FG FIXED GLAZING
	DRYER VENT		GB GLASS BLOCK
	HYDRO METER		BG BLACK GLASS
	GAS METER		

[illegible]

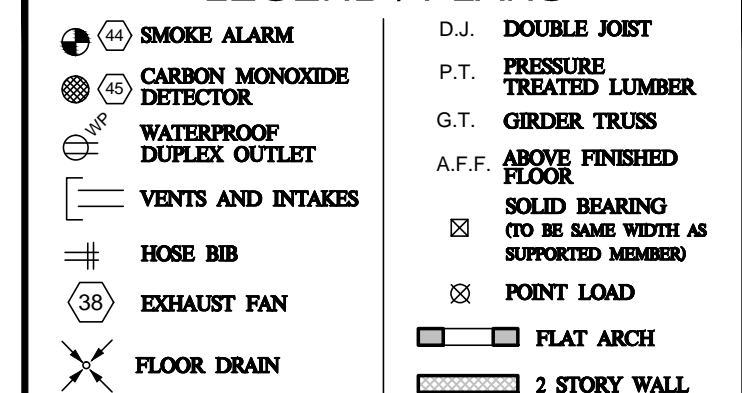
 <p>RN design <i>Imagine • Inspire • Create</i></p> <p>TEL.(905)738-3177 FAX (905)738-5449 DWG@RNDDESIGN.COM</p>	<p>SCALE $3/16" = 1"0"$</p>
	<p>PROJECT NUMBER 12011</p>
	<p>PAGE</p>
	<p>A5</p>



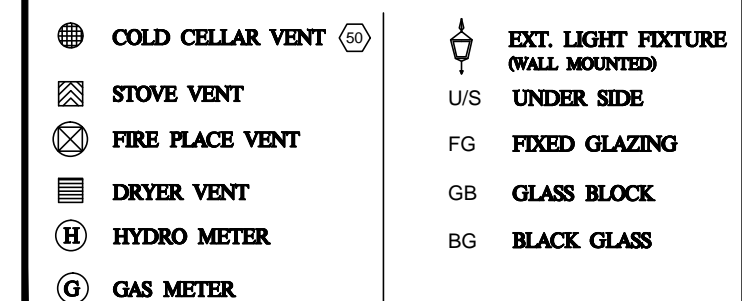
ALLOWABLE UNPROTECTED OPENINGS		
TOTAL WALL AREA	1125.40	SF
LIMITING DISTANCE	4.0	FT
ALLOWABLE OPENINGS	78.78	SF
ACTUAL OPENINGS	39.99	SF

THESE DRAWINGS ARE NOT TO BE SCALED.
ALL DIMENSIONS MUST BE VERIFIED BY CONTRACTOR PRIOR
TO COMMENCEMENT OF ANY WORK. ANY DISCREPANCIES
MUST BE REPORTED DIRECTLY TO RN DESIGN LTD.
REVISED: NOV. 21, 2013 - RN STAFF IN ACCORDANCE TO SB-12 COMPLIANCE PACKAGE J

LEGEND / PLANS



LEGEND / ELEVATIONS



I, NELSON CUNHA DECLARE THAT I HAVE REVIEWED AND TAKE DESIGN RESPONSIBILITY FOR THE DESIGN WORK ON BEHALF OF RN DESIGN LIMITED UNDER DIVISION C, PART 3, SUBSECTION 3.2.4. OF THE BUILDING CODE. I AM QUALIFIED, AND THE FIRM IS REGISTERED, IN THE APPROPRIATE CLASSES/CATEGORIES.

QUALIFIED DESIGNER BCIN	21032
FIRM BCIN	26995


FEBRUARY 14, 2014

SIGNATURE

[illegible][illegible]

MODEL 50-4

CLIENT **ZANCOR HOMES**
THE CASTLES OF KING CITY
KING CITY, ONTARIO



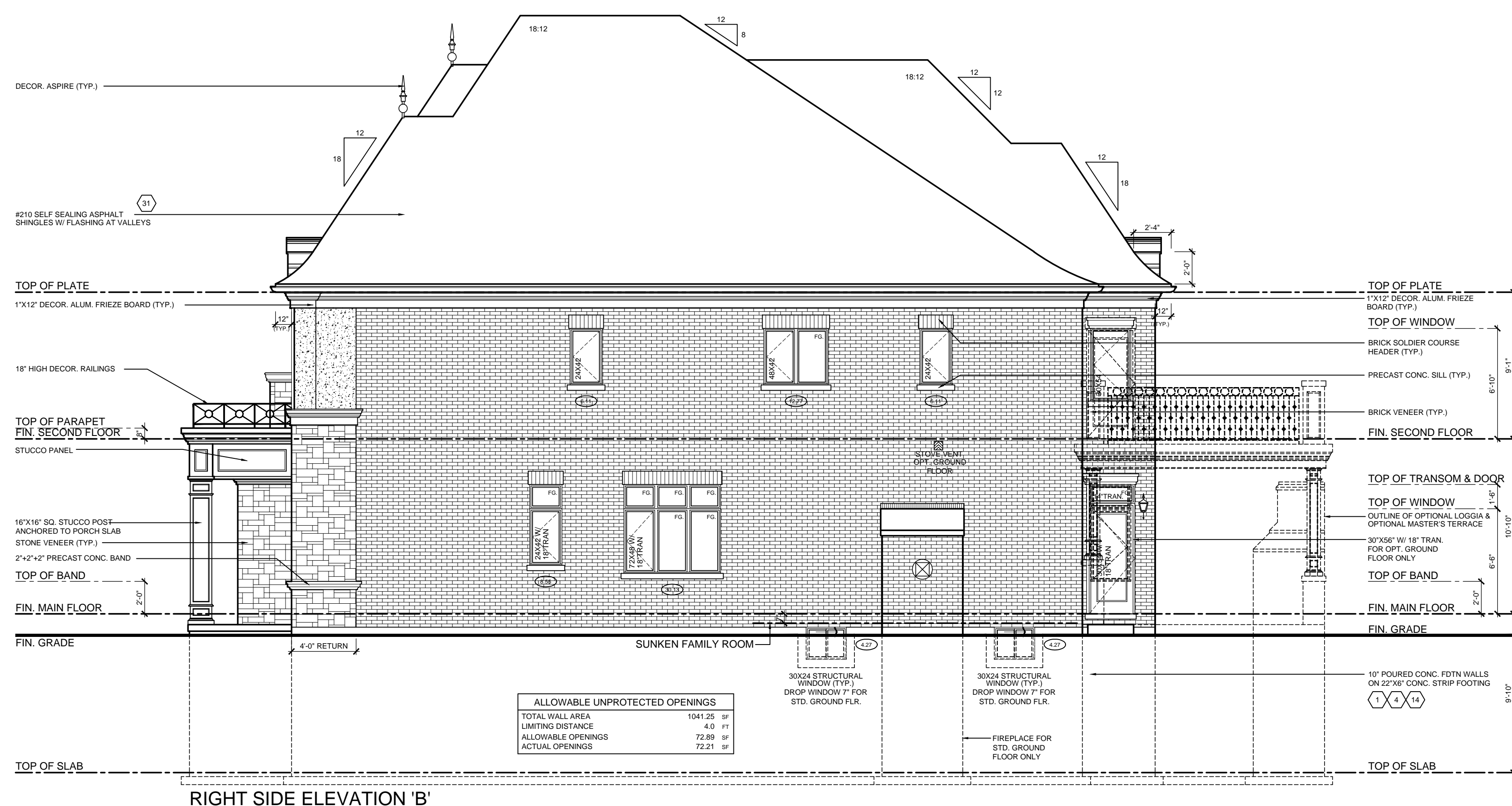
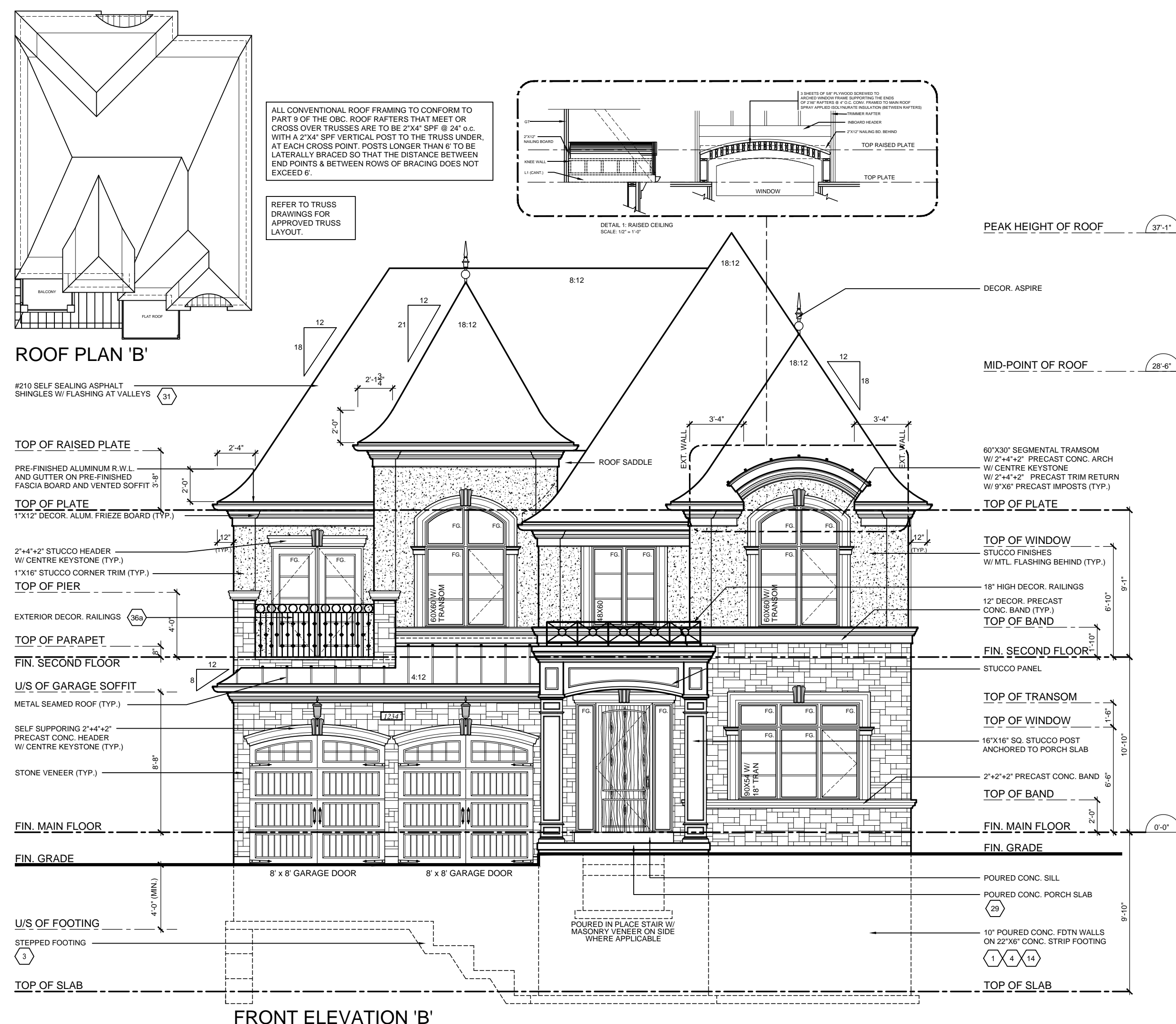
RN design
Imagine • Inspire • Create
TEL.(905)738-3177
FAX.(905)738-5449
DWG@RNDESIGN.COM


SCALE
3/16" = 1'0"

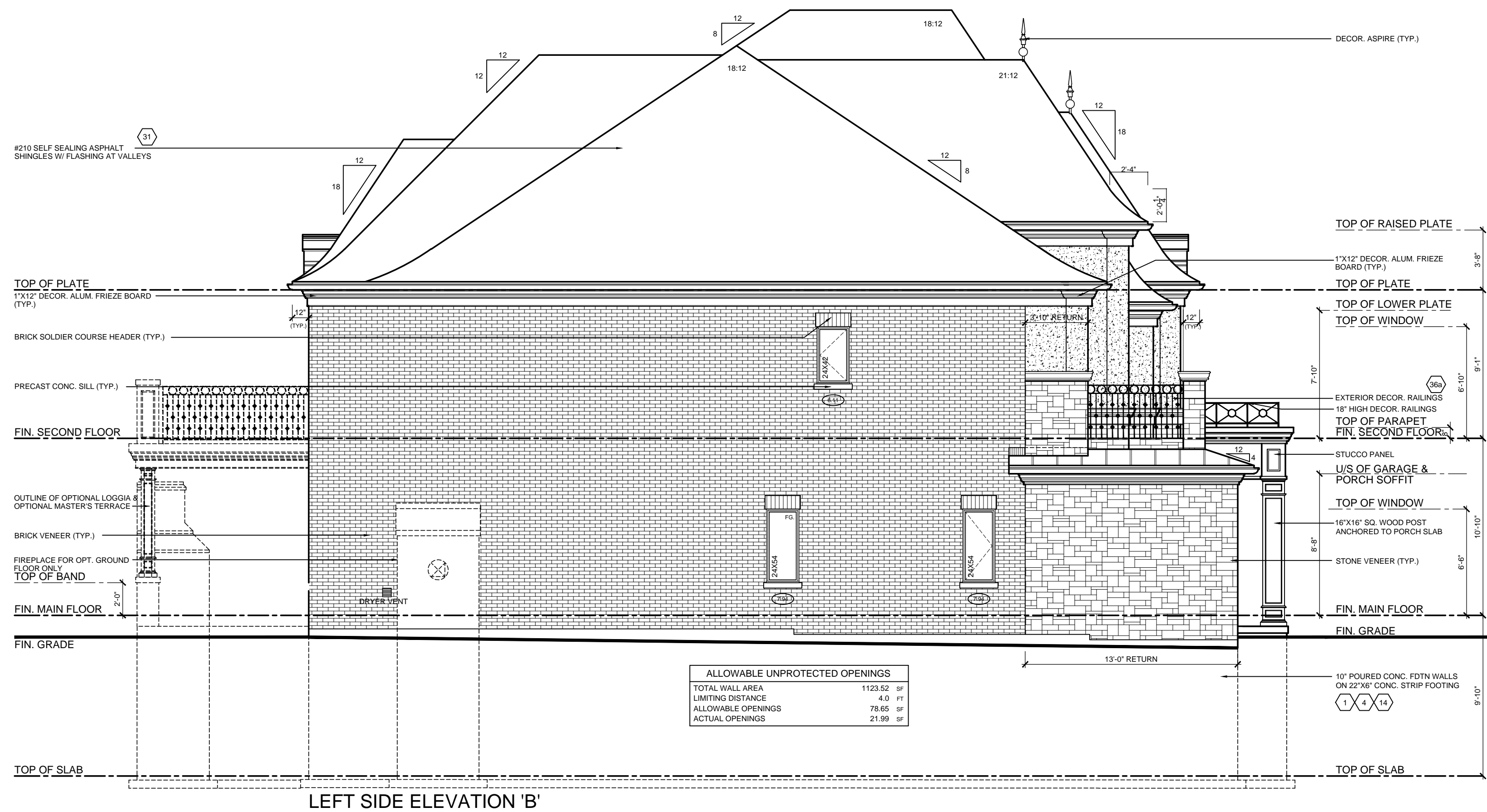
PROJECT NUMBER	12011
----------------	-------

PAGE

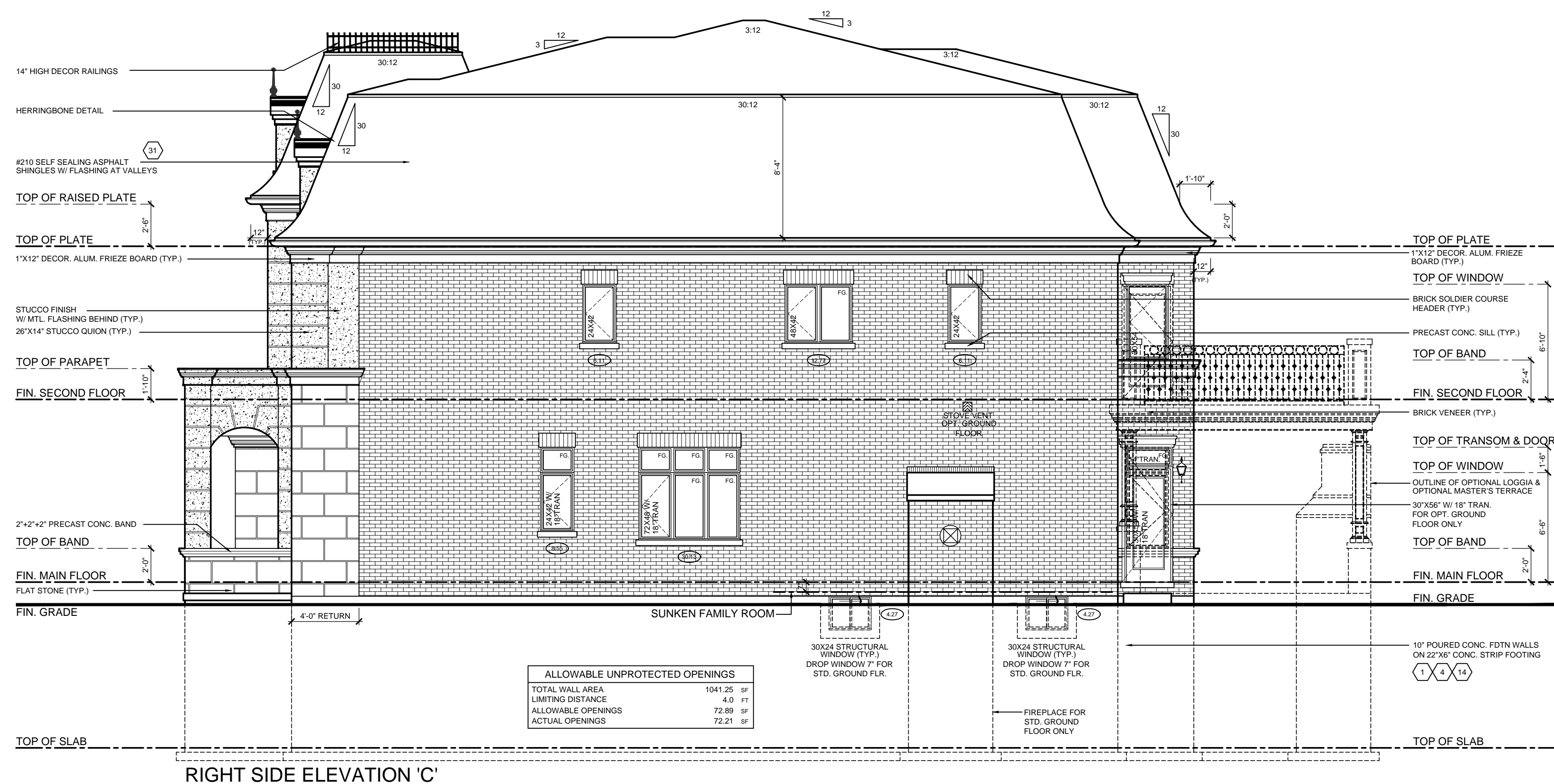
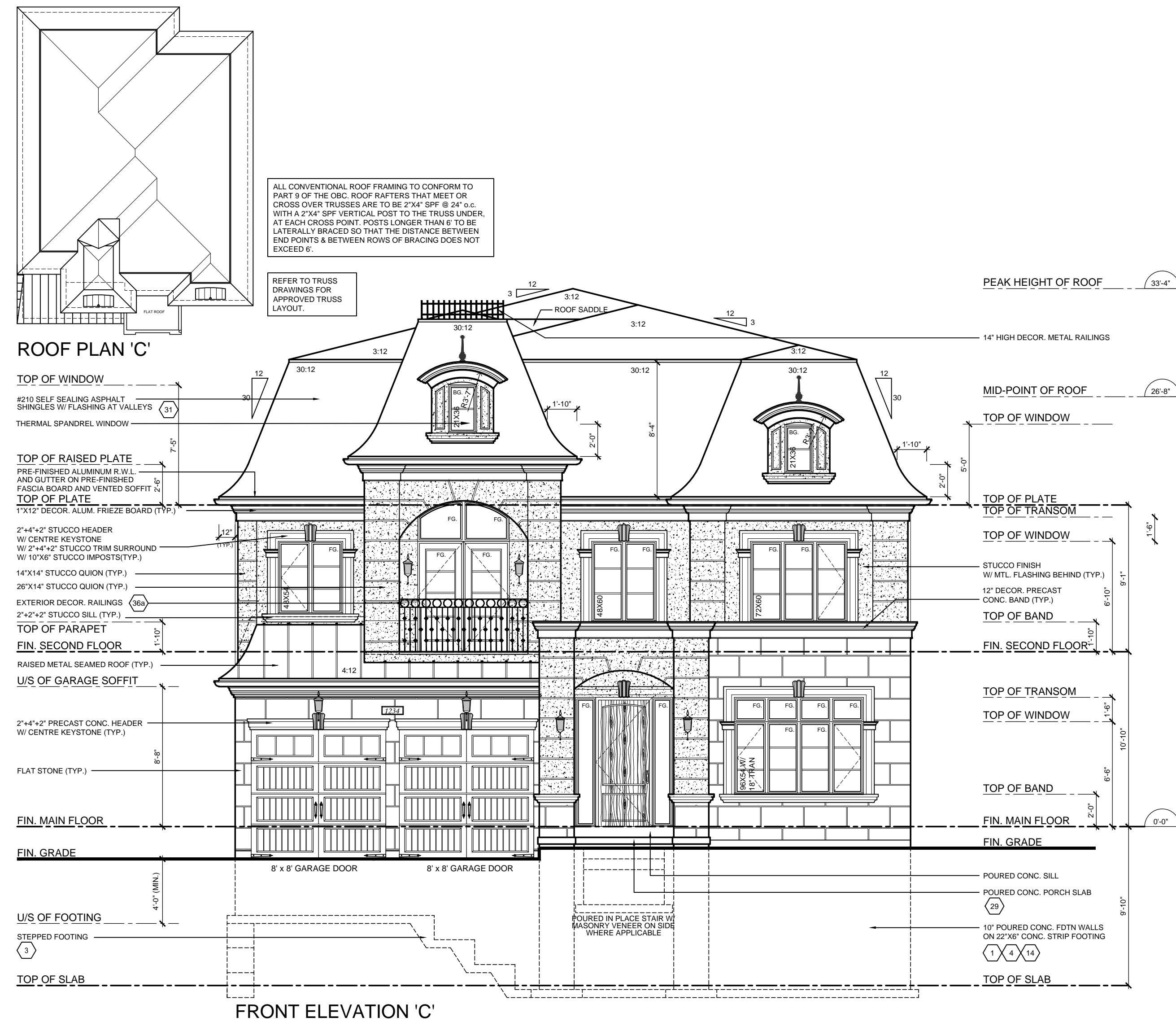
A6



















 <p>RN design <i>Imagine • Inspire • Create</i> TEL.(905)738-3177 FAX.(905)738-5440 DVG@RNDESIGN.COM</p>	<p>SCALE $3/16" = 1"0$</p>
	<p>PROJECT NUMBER 12011</p>
	<p>PAGE</p>
	<p>A7</p>














THESE DRAWINGS ARE NOT TO BE SCALED.
ALL DIMENSIONS MUST BE VERIFIED BY CONTRACTOR PRIOR
TO COMMENCEMENT OF ANY WORK, ANY DISCREPANCIES
MUST BE REPORTED DIRECTLY TO RN DESIGN LTD.
REVISED: NOV. 21, 2013 - RN STAFF IN ACCORDANCE TO SB-12 COMPLIANCE PACKAGE J



LEGEND / PLANS

	SMOKE ALARM		DOUBLE JOIST
	CARBON MONOXIDE DETECTOR		P.T. PRESSURE TREATED LUMBER
	WATERPROOF DROPTOP CEILING		G.T. GIRDER TRUSS
	DIPLOMAT		A.F.F. ABOVE FINISHED FLOOR
	WATERPROOF DROPTOP CEILING		SOLID BEARING (TO BE SAME WIDTH AS SUPPORTED MEMBER)
	HOSE BIB		POINT LOAD
	EXHAUST FAN		FLAT ARCH
	FLOOR DRAIN		2 STORY WALL

LEGEND / ELEVATIONS

	COLD CELLAR VENT		EG. LIGHT FIXTURE (WALL MOUNTED)
	STOVE VENT		U/S UNDER SLIDE
	FIRE PLACE VENT		FG FIXED GLAZING
	DRYER VENT		GB GLASS BLOCK
	HYDRO METER		BG BLACK GLASS
	GAS METER		

I, NELSON CUNHA DECLARE THAT I HAVE REVIEWED AND TAKE DESIGN RESPONSIBILITY FOR THE DESIGN WORK ON BEHALF OF RN DESIGN LIMITED UNDER DIVISION C, PART 3, SUBSECTION 3.2.4. OF THE BUILDING CODE. I AM QUALIFIED, AND THE FIRM IS REGISTERED, IN THE APPROPRIATE CLASSES/CATEGORIES.

QUALIFIED DESIGNER BCIN 21032


FIRM BCIN 26995

FEBRUARY 14, 2014

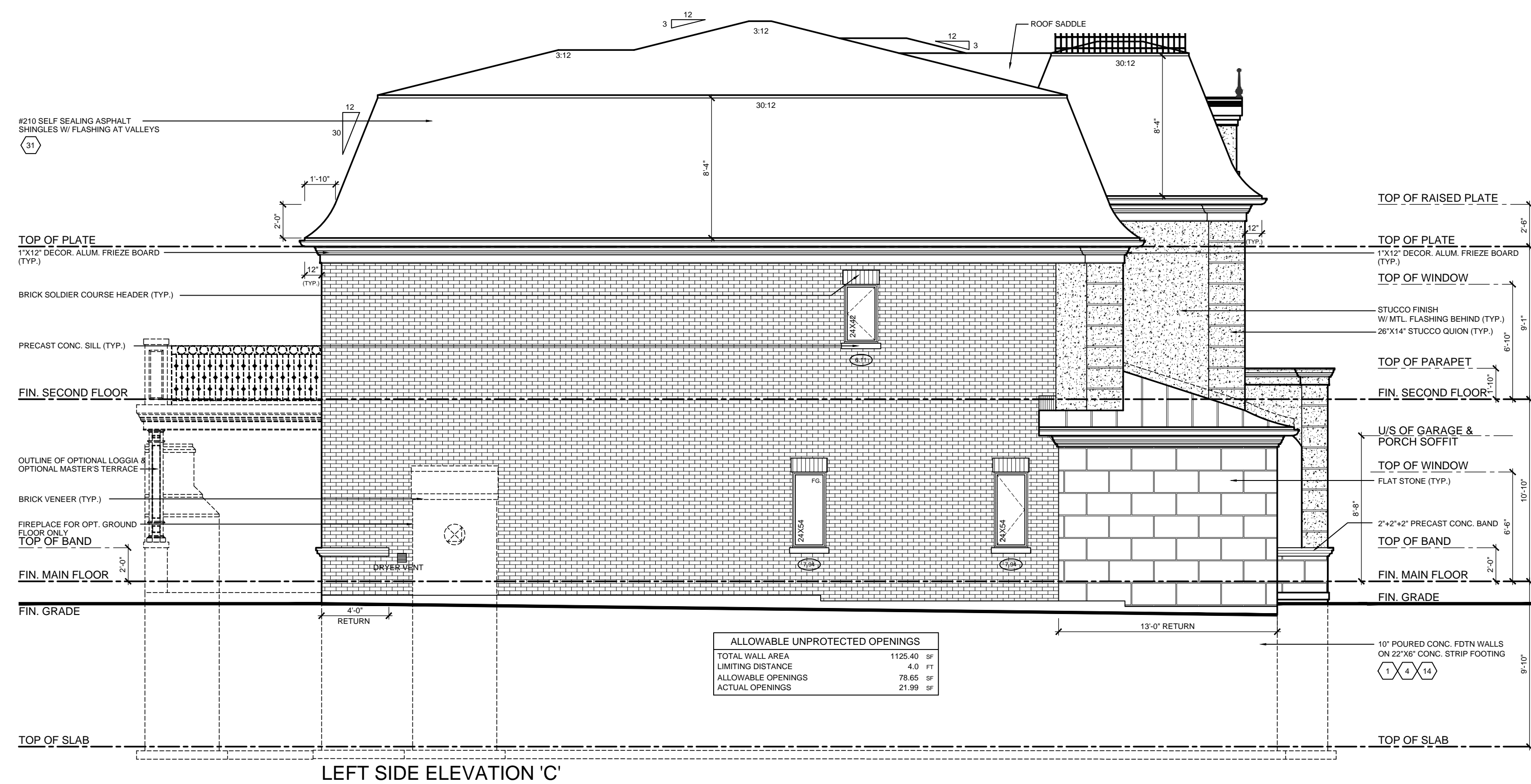
DATE SIGNATURE

[illegible]
















MODEL	50-4
CLIENT	ZANCOR HOMES THE CASTLES OF KING CITY KING CITY, ONTARIO

 <p>RN design <i>Imagine • Inspire • Create</i> TEL.(905)738-3177 FAX.(905)738-5449 DWG@RNDISIGN.COM</p>	<p>SCALE $3/16" = 1'0"$</p>
	<p>PROJECT NUMBER 12011</p>
	<p>PAGE A8</p>












THESE DRAWINGS ARE NOT TO BE SCALED.
ALL DIMENSIONS MUST BE VERIFIED BY CONTRACTOR PRIOR
TO COMMENCEMENT OF ANY WORK. ANY DISCREPANCIES
MUST BE REPORTED DIRECTLY TO RN DESIGN LTD.
REVISED: NOV. 21, 2013 - RN STAFF IN ACCORDANCE TO SB-12 COMPLIANCE PACKAGE J



LEGEND / PLANS

 SMOKE ALARM  CARBON MONOXIDE DETECTOR  WATERPROOF DROOP PROOF OUTLET  HOSES AND INTAKES  HOSE BIB  EXHAUST FAN  FLOOR DRAIN	 DOUBLE JOIST  P.T. PRESSURE TREATED LUMBER  G.T. GIRDER TRUSS  A.F.F. ABOVE FINISHED FLOOR  SOLID BEARING TO BE SAME WIDTH AS SUPPORTED MEMBER  POINT LOAD  FLAT ARCH  2 STORY WALL
---	---

LEGEND / ELEVATIONS

 COLD CELLAR VENT  STOVE VENT  FIRE PLACE VENT  DRYER VENT  HYDRO METER  GAS METER	 EXT. LIGHT FIXTURE (WALL MOUNTED)  U/S UNDER SLIDE  FG FIXED SIZE  GB GLASS BLOCK  BG BLACK GLASS
---	---

I, NELSON CUNHA, DECLARE THAT I HAVE REVIEWED AND TAKE DESIGN RESPONSIBILITY FOR THE DESIGN WORK ON BEHALF OF RIN DESIGN LIMITED UNDER DIVISION C, PART 3, SUBSECTION 3.2.4. OF THE BUILDING CODE. I AM QUALIFIED, AND THE FIRM IS REGISTERED, IN THE APPROPRIATE CLASS/CATEGORIES.

QUALIFIED DESIGNER BCIN _____ 21032 _____


FIRM BCIN _____ 26995 _____

FEBRUARY 14, 2014

DATE _____ SIGNATURE _____

[illegible]

MODEL	50-4
CLIENT	ZANCOR HOMES THE CASTLES OF KING CITY KING CITY, ONTARIO

 <p>RN design <i>Imagine • Inspire • Create</i></p> <p>TEL.(905)738-3177 FAX.(905)738-5449 DWG@RNDISIGN.COM</p>	<p>SCALE</p> <p>3/16" = 1"0"</p>
	<p>PROJECT NUMBER</p> <p>12011</p>
	<p>PAGE</p> <p>A9</p>
	<p>DATE</p> <p>2011.05.10</p>