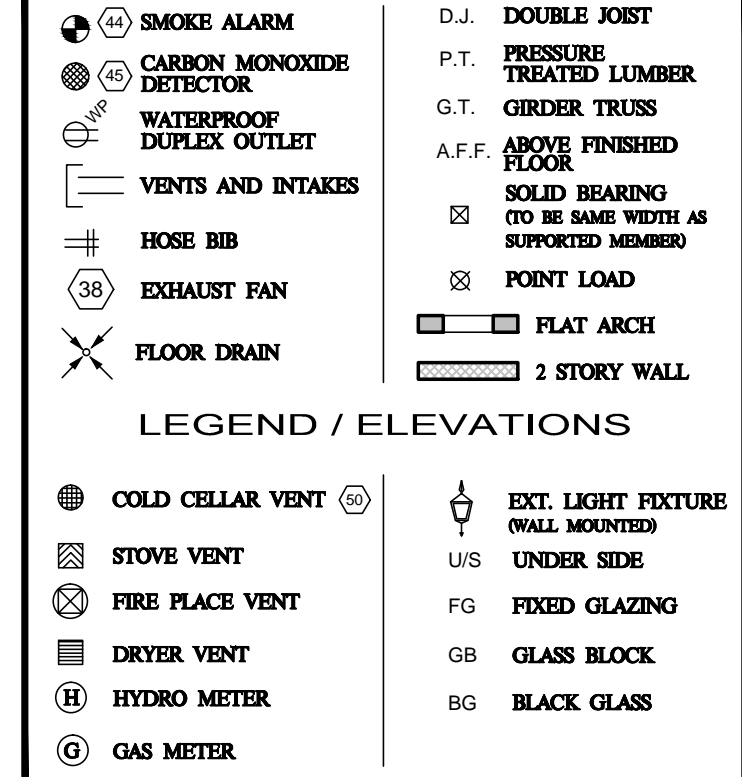


ALL DIMENSIONS MUST BE VERIFIED BY CONTRACTOR PRIOR TO COMMENCEMENT OF ANY WORK, ANY DISCREPANCIES MUST BE REPORTED DIRECTLY TO RN DESIGN LTD.
REVISED NOV.21, 2013 -RN STAFF IN ACCORDANCE TO SB-12 COMPLIANCE PACKAGE J

LEGEND / PLANS



I, NELSON CUNHA DECLARE THAT I HAVE REVIEWED AND TAKE DESIGN RESPONSIBILITY FOR THE DESIGN WORK ON BEHALF OF RN DESIGN LIMITED UNDER DIVISION C, PART 3, SUBSECTION 3.2.4. OF THE BUILDING CODE. I AM QUALIFIED, AND THE FIRM IS REGISTERED, IN THE APPROPRIATE CLASSES/CATEGORIES.


QUALIFIED DESIGNER BCIN	<u>21032</u>
FIRM BCIN	<u>26995</u>

DATE FEBRUARY 14, 2014 SIGNATURE _____

[illegible]

FLOOR AREA CALCULATIONS			
ELEVATION	ELEVATION A	ELEVATION B	ELEVATION C
FIRST FLOOR	2058	2038	2100
SECOND FLOOR	2601	2522	2602
TOTAL (ft ²)	4659	4560	4702
DEDUCT O.T.B.	106	106	106
TOTAL (ft ²)	4553	4454	4596
FIN. BASEMENT	156	156	156
TOTAL (ft ²)	4709	4610	4752
LOFT PLAN	N/A	N/A	N/A
TOTAL (ft ²)	4709	4610	4752
(m ²)	437.48	428.28	411.48
COVERAGE (ft ²)	2175	2694	2757
W/O PORCH (m ²)	252.23	250.28	256.13
COVERAGE (ft ²)	2801	2780	2811
W/ PORCH (m ²)	260.22	258.27	261.15

MODEL	50-9
CLIENT	ZANCOR HOMES THE CASTLES OF KING CITY KING CITY, ONTARIO



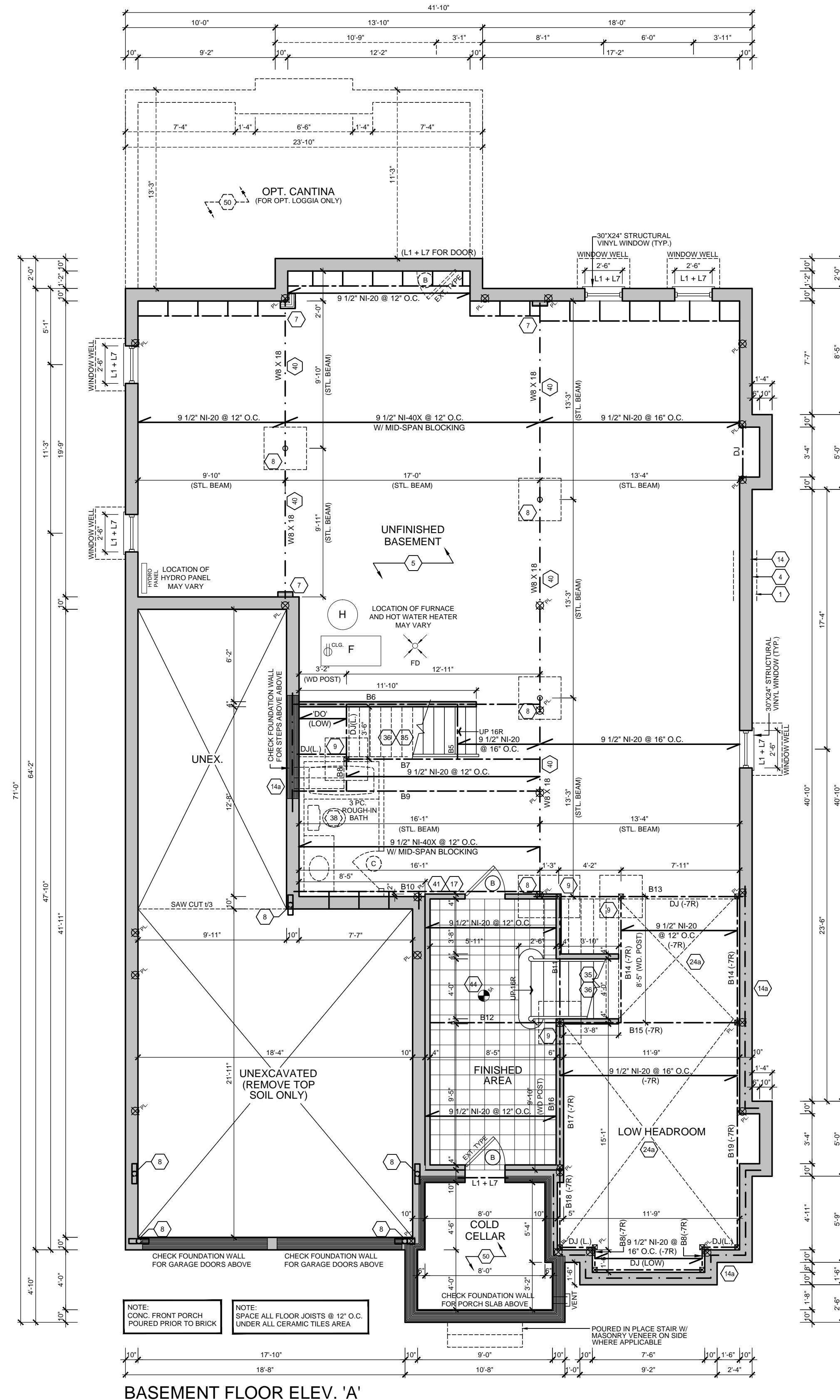
RN design
Imagine • Inspire • Create
TEL.(905)738-3177
FAX.(905)738-5449
DWG@RNDESIGN.COM

SCALE
3/16" = 1'0"

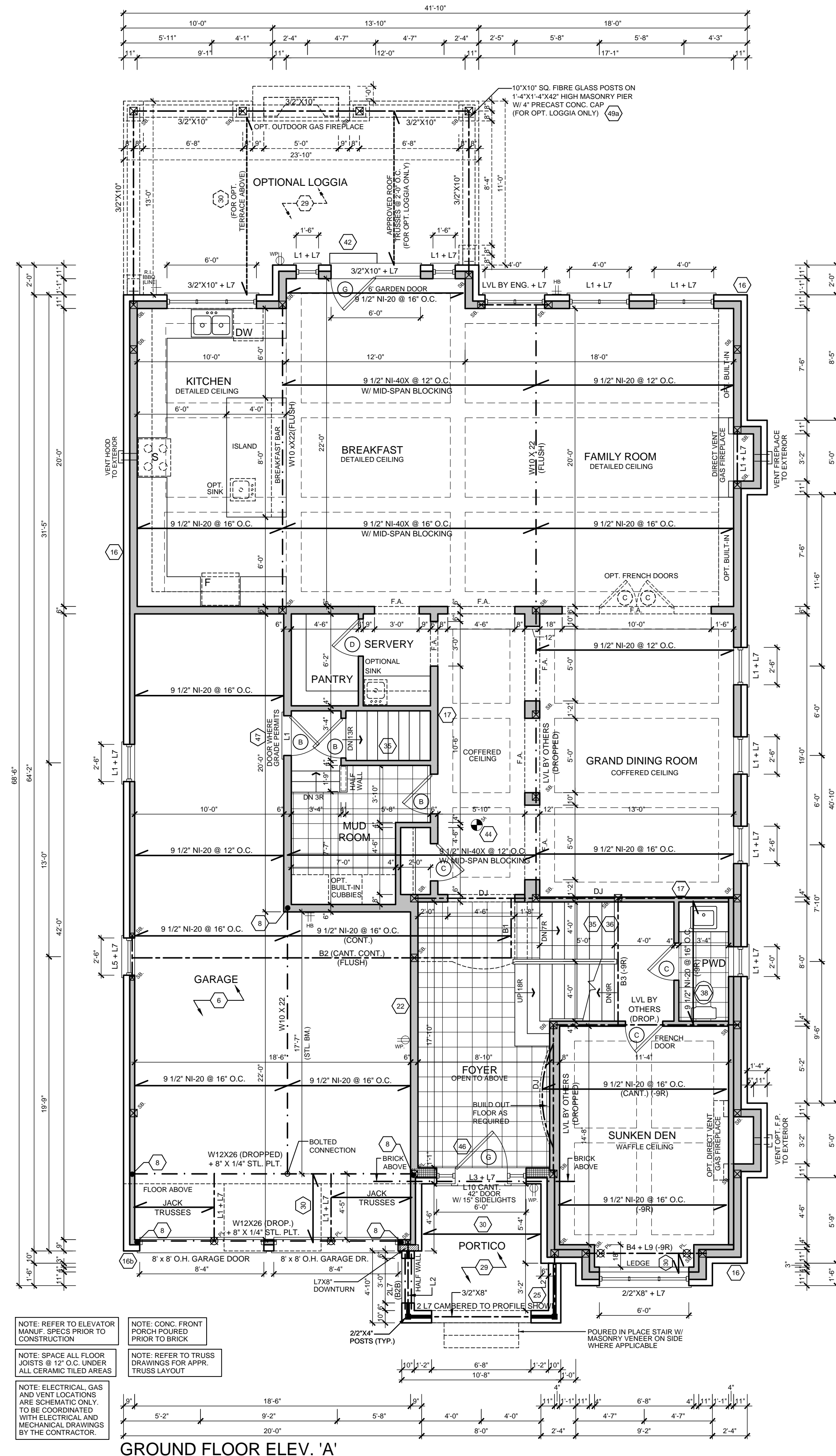
PROJECT NUMBER	12011
----------------	-------

PAGE

A1



BASEMENT FLOOR ELEV. 'A



GROUND FLOOR ELEV. 'A'




























NOTE: ELECTRICAL, GAS AND VENT LOCATIONS ARE SCHEMATIC ONLY. TO BE COORDINATED WITH ELECTRICAL AND MECHANICAL DRAWINGS BY THE CONTRACTOR.

NOTE: CONC. FRONT PORCH POURED PRIOR TO BRICK

NOTE: REFER TO TRUSS DRAWINGS FOR APPR. TRUSS LAYOUT


1

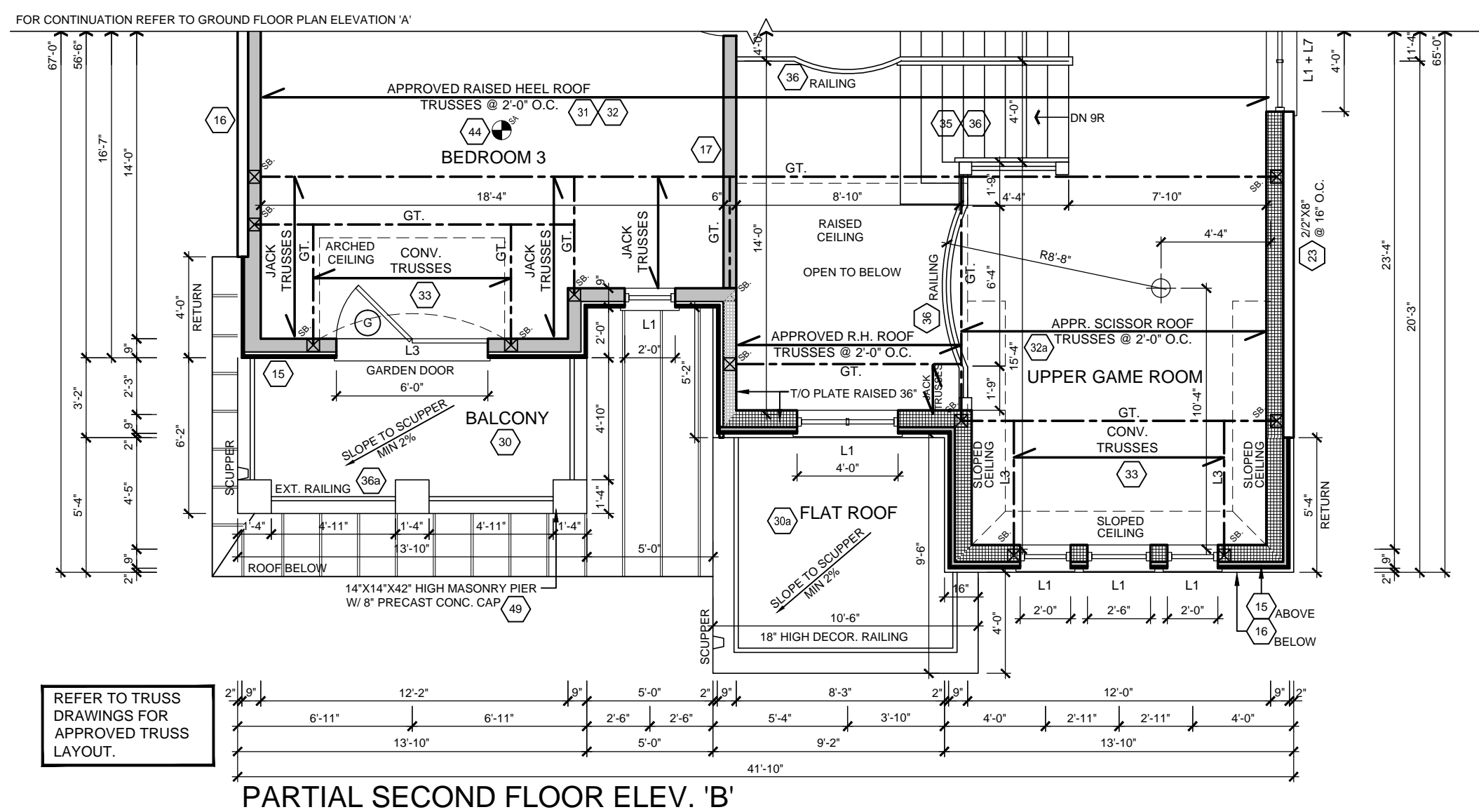
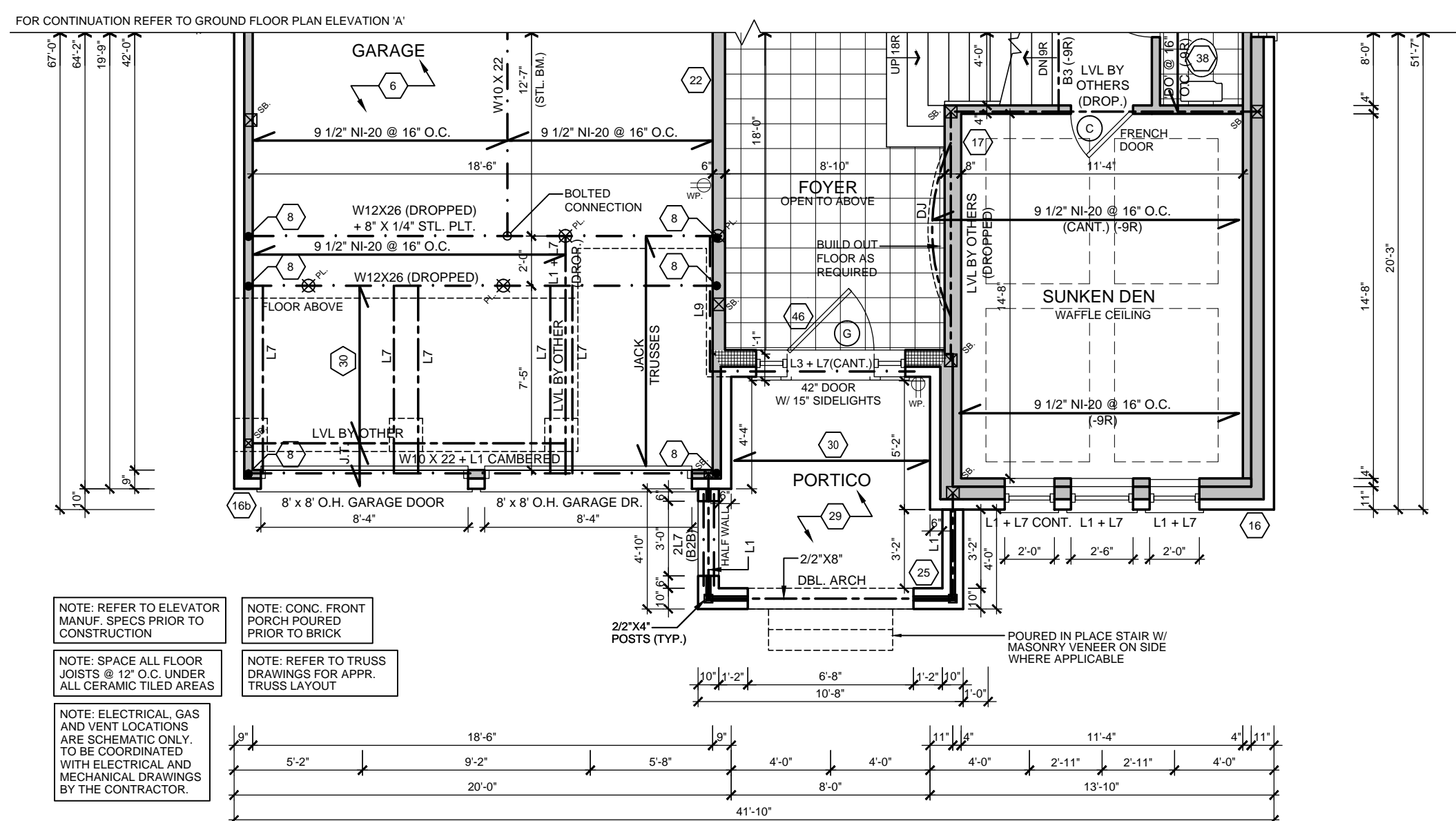
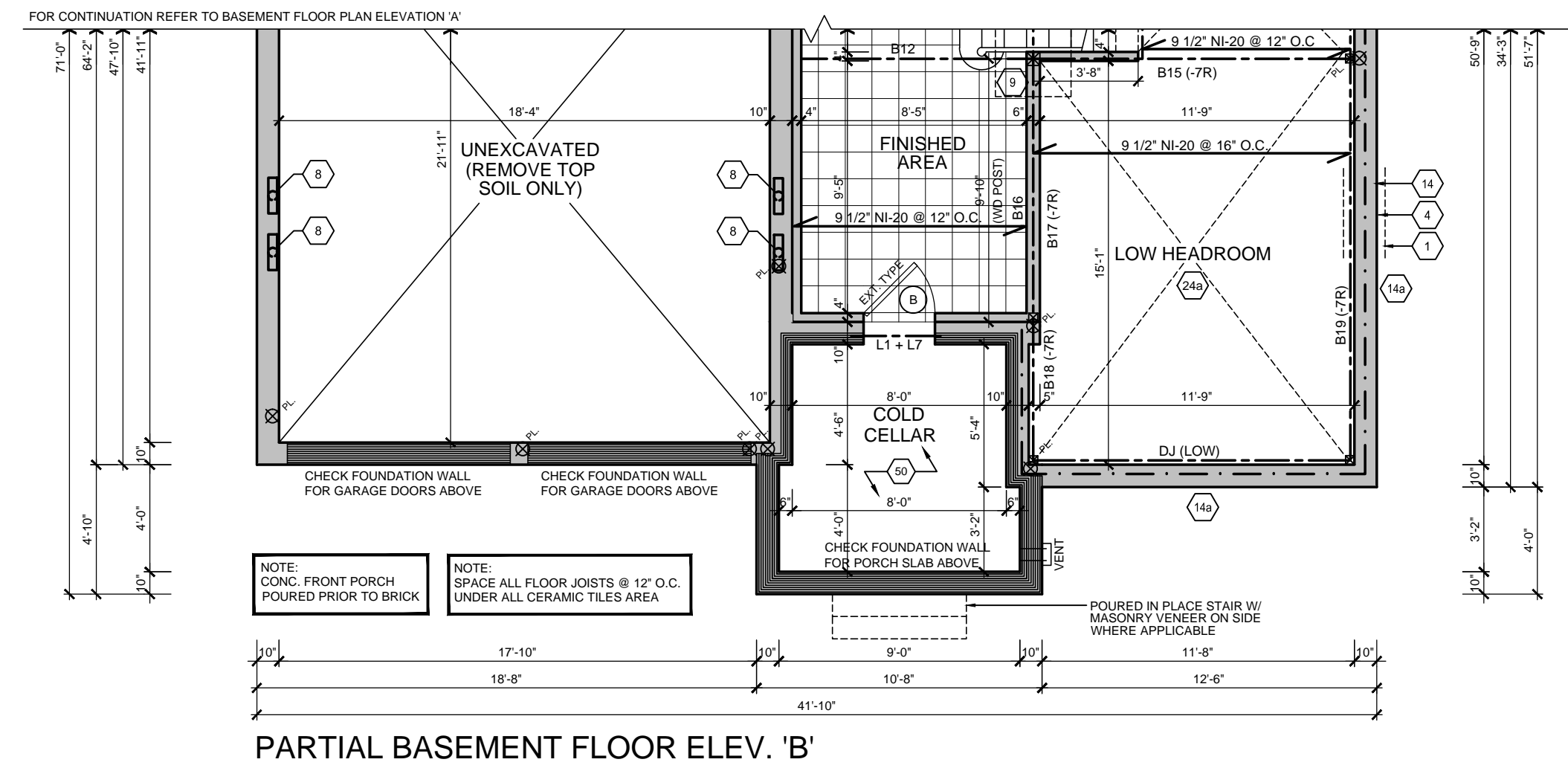
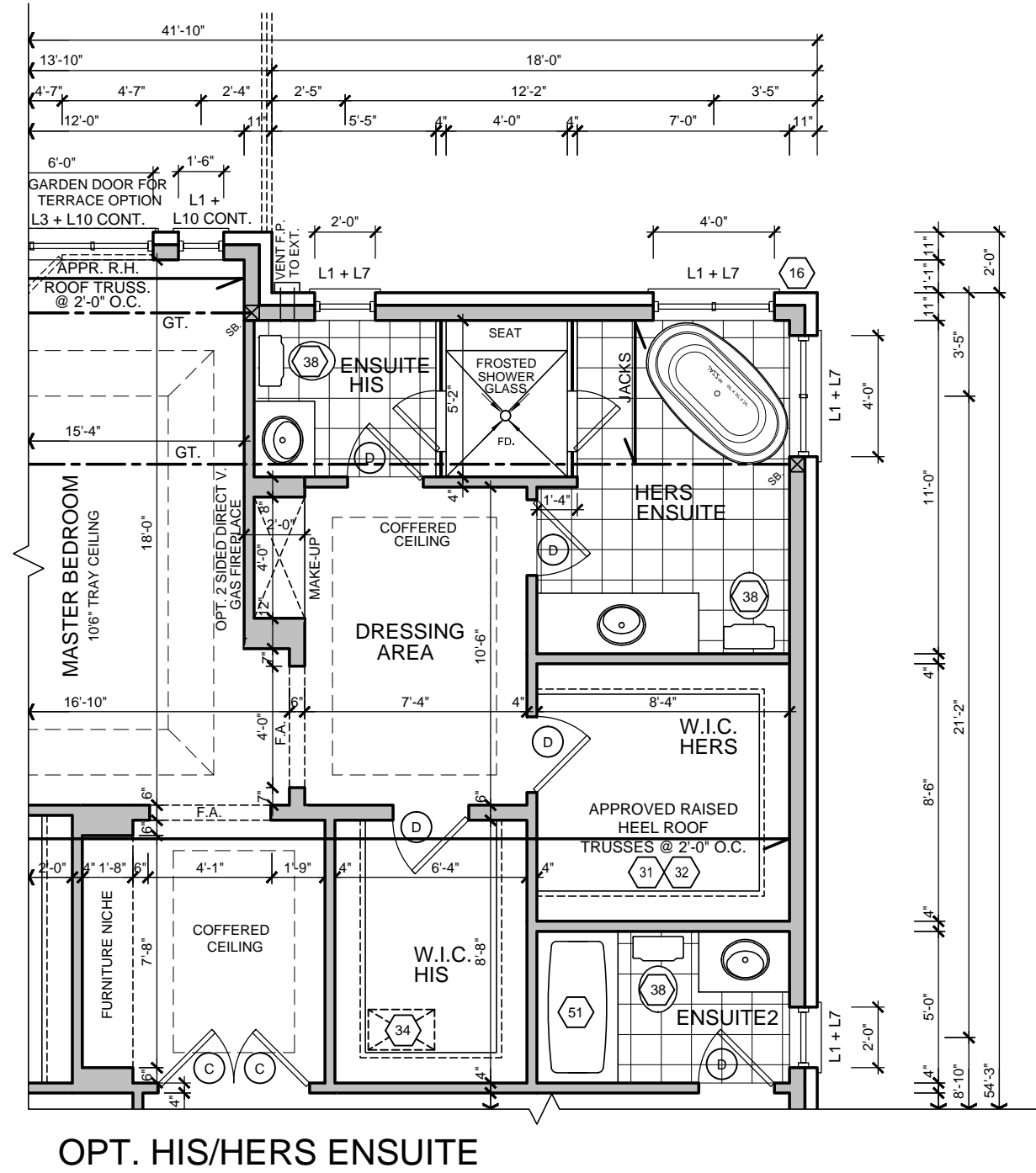
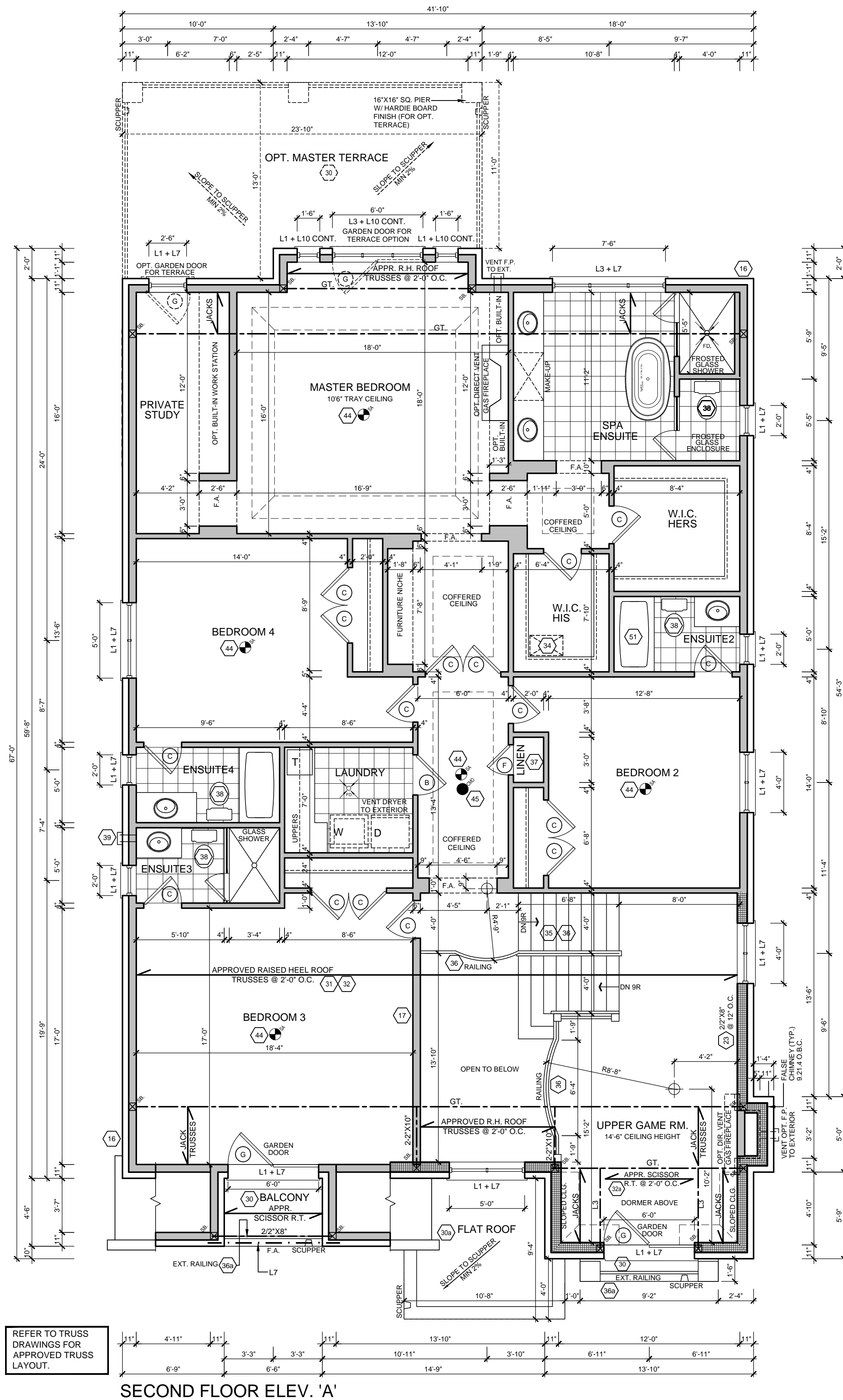
2/2"x4"
POSTS (TYP.)

LEGEND / PLANS			
	SMOKE ALARM		D.O. DOUBLE JOIST
	CARBON MONOXIDE DETECTOR		P.T. PRESSURE TREATED LUMBER
	WATER		G.T. GROSS TRUSS
	DRAIN		A.F.F. AFTER FINISHED FLOOR
	VENTS AND INTAKES		SOLID BEARING (DO NOT SAG WITHIN AS SUPPORTED MEMBERS)
	HIB BIB		POINT LOAD
	EXHAUST FAN		FLAT ARCH
	FLOOR DRAIN		2 STORY WALL
LEGEND / ELEVATIONS			
	COLD CELLAR VENT		EXT. LIGHT FIXTURE (WALL MOUNTED)
	STOVE VENT		U/S UNDER SIDE
	FIRE PLACE VENT		FG FIXED GLAZING
	DRYER VENT		BG GLASS BLOCK
	HYDRO METER		BG GLASS GLASS
	GAS METER		

[illegible]

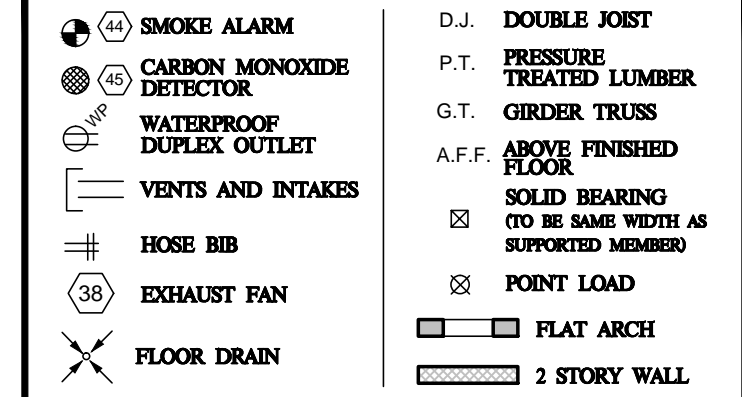
--

 <p>RN design <i>Imagine • Inspire • Create</i></p> <p>TEL.(905)738-3177 FAX (905)738-5449 DWG@RNDDESIGN.COM</p>	<p>SCALE $3/16" = 1" = 10"$</p> <p>PROJECT NUMBER 12011</p> <p>PAGE</p>

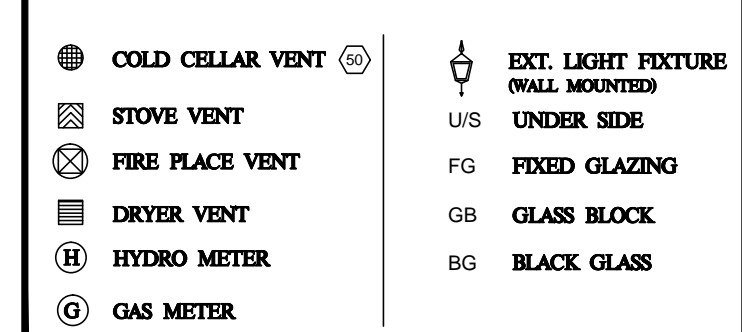


THESE DRAWINGS ARE NOT TO BE SCALED.
ALL DIMENSIONS MUST BE VERIFIED BY CONTRACTOR PRIOR
TO COMMENCEMENT OF ANY WORK. ANY DISCREPANCIES
MUST BE REPORTED DIRECTLY TO RN DESIGN LTD.
REVISED: NOV. 21, 2013 - RN STAFF IN ACCORDANCE TO SB-12 COMPLIANCE PACKAGE J

LEGEND / PLANS



LEGEND / ELEVATIONS



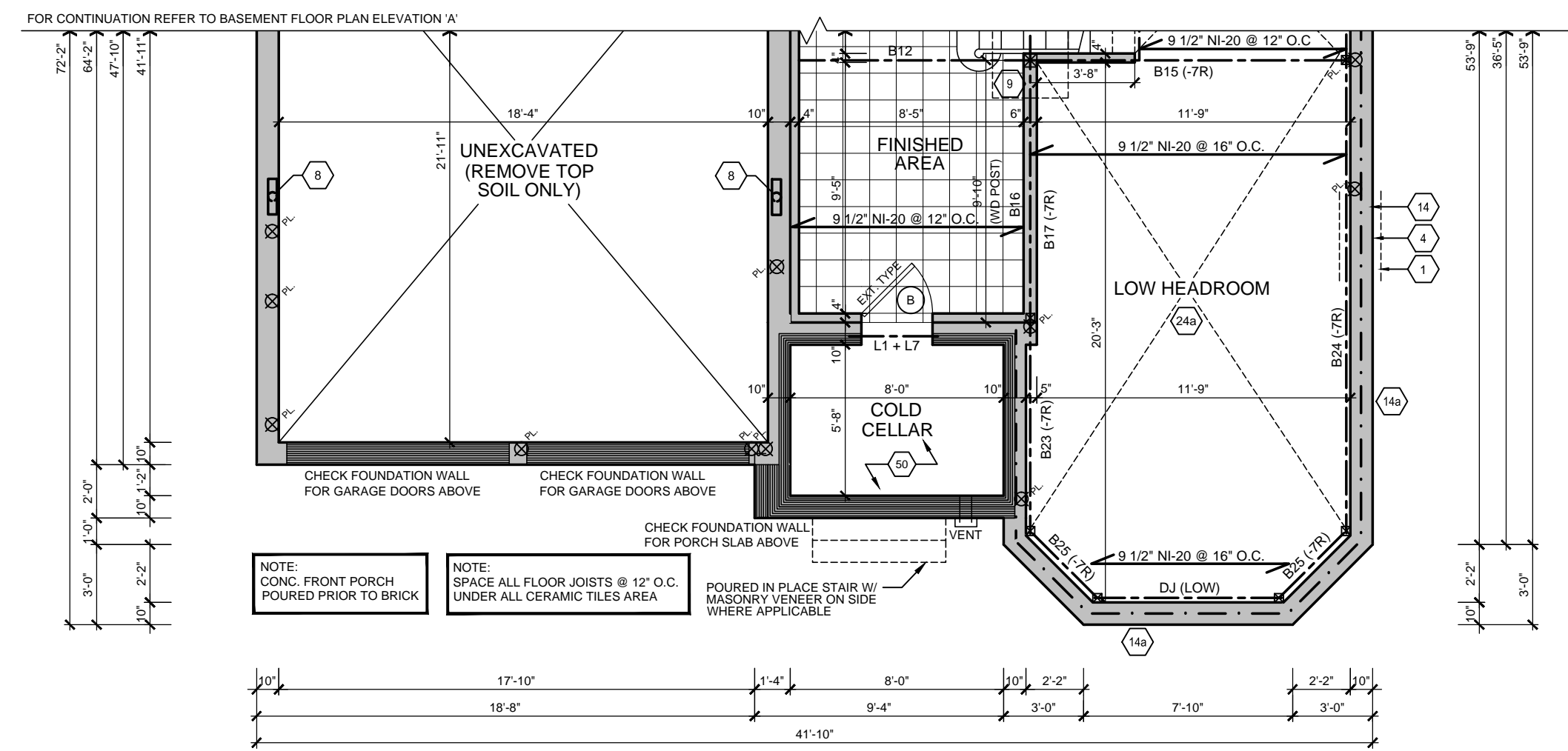
I, NELSON CUNHA DECLARE THAT I HAVE REVIEWED AND TAKE DESIGN RESPONSIBILITY FOR THE DESIGN WORK ON BEHALF OF RN DESIGN LIMITED UNDER DIVISION C, PART 3, SUBSECTION 3.2.4. OF THE BUILDING CODE. I AM QUALIFIED, AND THE FIRM IS REGISTERED, IN THE APPROPRIATE CLASSES/CATEGORIES.

QUALIFIED DESIGNER BCIN 21032

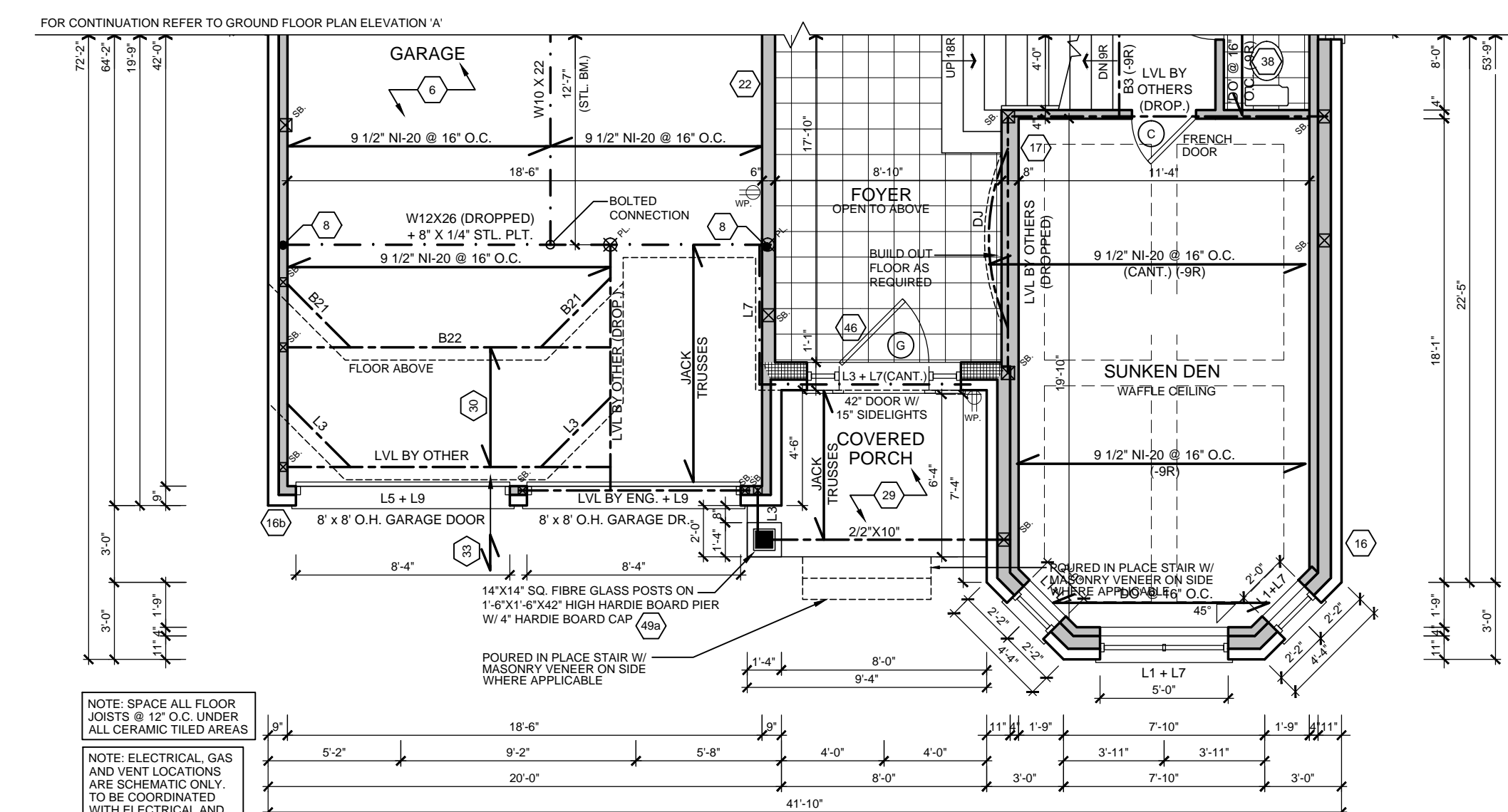
FIRM BCIN	26995
-----------	-------

FEBRUARY 14, 2014

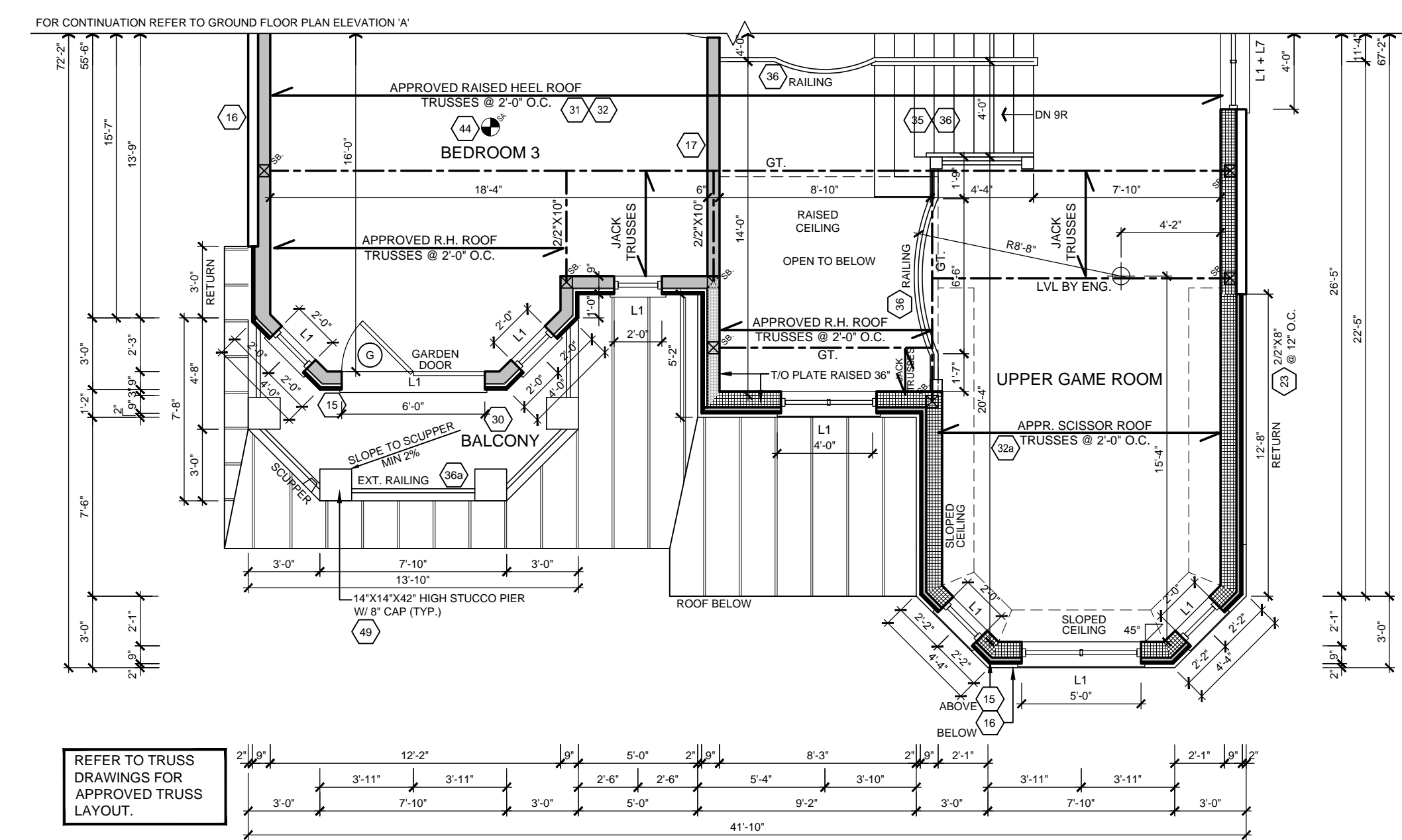
SIGNATURE

[illegible]

PARTIAL BASEMENT FLOOR ELEV. 'C




PARTIAL GROUND FLOOR ELEV. 'C'



PARTIAL SECOND FLOOR ELEV. 'C

MODEL 50-9

CLIENT **ZANCOR HOMES**
THE CASTLES OF KING CITY
KING CITY, ONTARIO



RN design
Imagine • Inspire • Create
TEL.(905)738-3177
FAX.(905)738-5449
DWG@RNDESIGN.COM

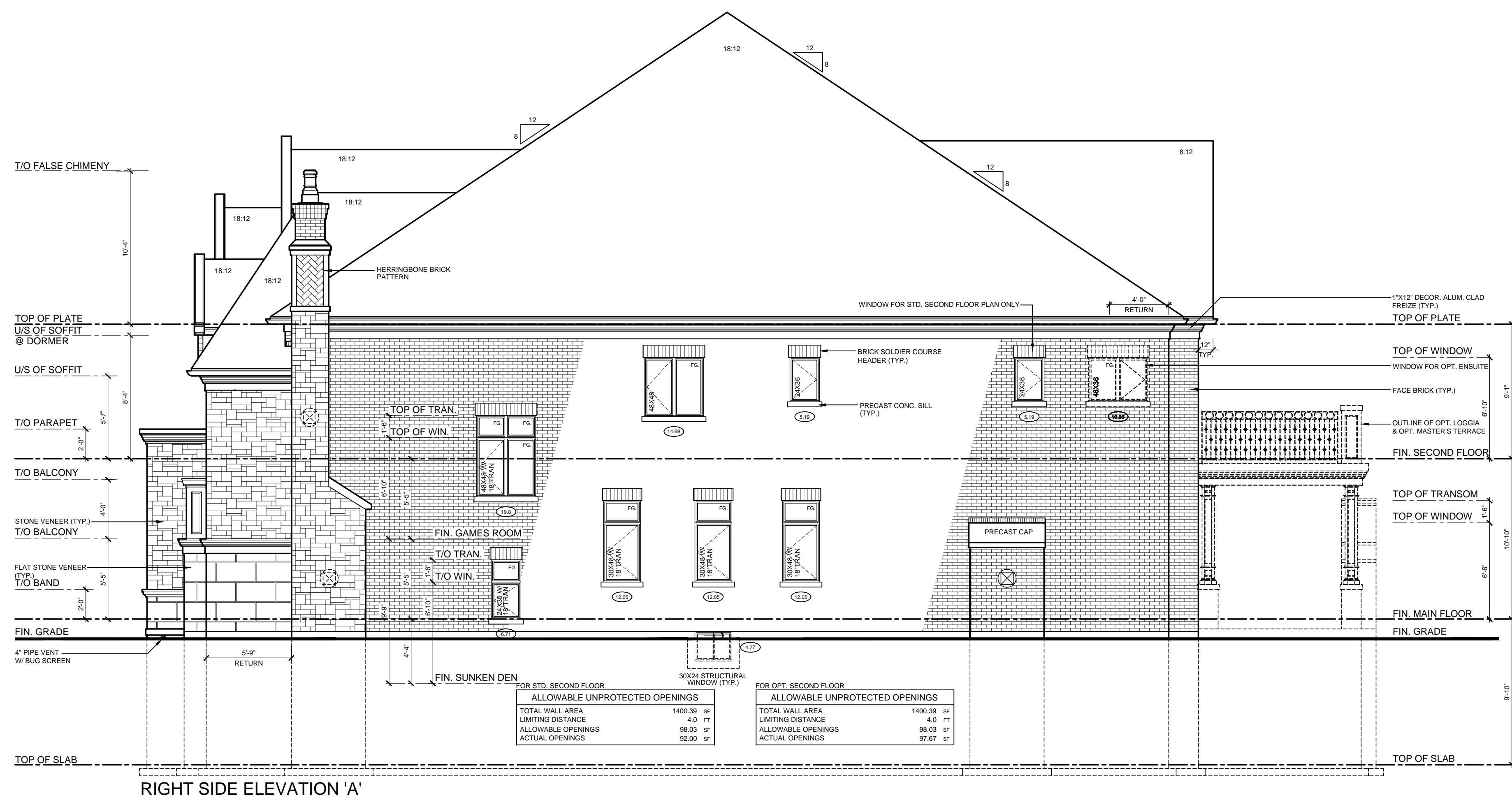
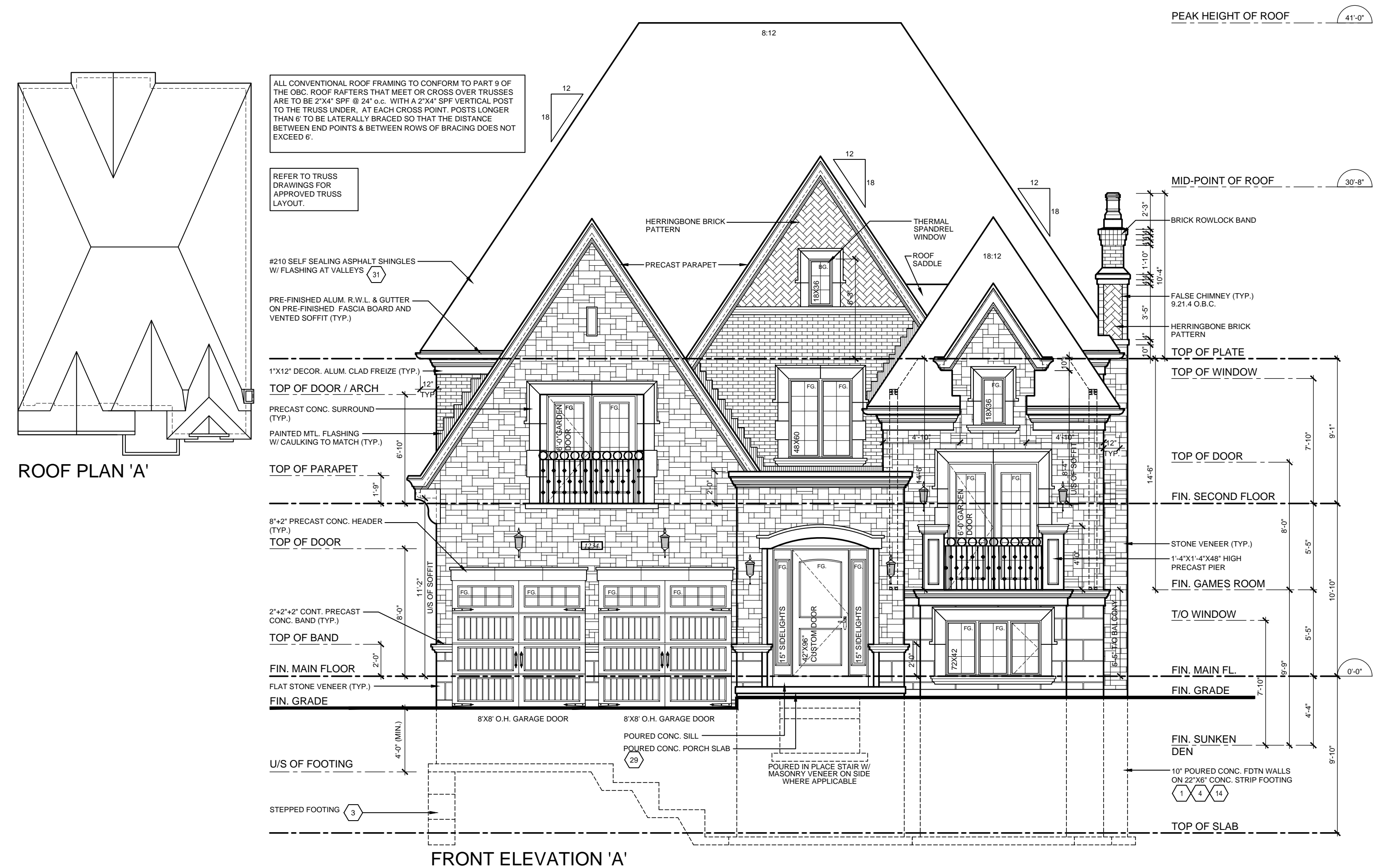
SCALE
0/40" 1/10"

PROJECT NUMBER	12011
----------------	-------

















PAGE

A3












THESE DRAWINGS ARE NOT TO BE SCALED.
ALL DIMENSIONS MUST BE VERIFIED BY CONTRACTOR PRIOR
TO COMMENCEMENT OF ANY WORK. ANY DISCREPANCIES
MUST BE REPORTED DIRECTLY TO RN DESIGN LTD.
REVISED: NOV. 21, 2013 - RN STAFF IN ACCORDANCE TO SB-12 COMPLIANCE PACKAGE J



LEGEND / PLANS

	SMOKE ALARM		DOUBLE JOIST
	CARBON MONOXIDE DETECTOR		P.T. TREATED LUMBER
	WATERPROOF FLOOR		G.T. GIRDER TRUSS
	DRAINAGE OUTLET		A.F.F. ABOVE FINISHED FLOOR
	HOSE AND INTAKES		SOLID BEARING TO BE SAME WIDTH AS SUPPORTED MEMBER
	VENTS BIB		POINT LOAD
	EXHAUST FAN		FLAT ARCH
	FLOOR DRAIN		2 STORY WALL

LEGEND / ELEVATIONS

	COLD CELLAR VENT		EXT. LIGHT FIXTURE (WALL MOUNTED)
	STOVE VENT		U/S
	FIRE PLACE VENT		FG FIXED GLAZING
	DRYER VENT		GB GLASS BLOCK
	HYDRO METER		BG BLACK GLASS
	GAS METER		

I, NELSON CUNHA DECLARE THAT I HAVE REVIEWED AND TAKE DESIGN RESPONSIBILITY FOR THE DESIGN WORK ON BEHALF OF RN DESIGN LIMITED UNDER DIVISION C PART 3, SUBSECTION 32.4. OF THE BUILDING CODE. I AM QUALIFIED, AND THE FIRM IS REGISTERED, IN THE APPROPRIATE CLASSES/CATEGORIES.

QUALIFIED DESIGNER BCIN _____ 21032


FIRM BCIN _____ 26995

FEBRUARY 14, 2014

DATE _____ SIGNATURE _____












[illegible]

MODEL	50-9
CLIENT	ZANCOR HOMES THE CASTLES OF KING CITY KING CITY, ONTARIO












 <p>RN design <i>Imagine • Inspire • Create</i></p> <p>TEL.(905)738-3177 FAX.(905)738-5449 DWG@RNDESIGN.COM</p>	<p>SCALE $3/16" = 1'0"$</p>
	<p>PROJECT NUMBER 12011</p>
	<p>PAGE A4</p>

THESE DRAWINGS ARE NOT TO BE SCALED.
ALL DIMENSIONS MUST BE VERIFIED BY CONTRACTOR PRIOR
TO COMMENCEMENT OF ANY WORK. ANY DISCREPANCIES
MUST BE REPORTED DIRECTLY TO RN DESIGN LTD.
REVISED: NOV. 21, 2013 - RN STAFF IN ACCORDANCE TO SB-12 COMPLIANCE PACKAGE J

LEGEND / PLANS

 SMOKE ALARM  CARBON MONOXIDE DETECTOR  WATERPROOF DUPLEX OUTLET  VENTS AND INTAKES  HONEY BIB  EXHAUST FAN  FLOOR DRAIN	<div style="display: flex; justify-content: space-between;"> <div>  D.J.  P.T.  G.T.  A.F.F. </div> <div> <p>DOUBLE JOIST</p> <p>PRESSURE TREATED LUMBER</p> <p>GIRDER TRUSS</p> <p>ABOVE FINISHED FLOOR</p> <p>SOLID BEARING (TO BE SAME WIDTH AS SUPPORTING MEMBER)</p> <p>POINT LOAD</p> <p>FLAT ARCH</p> <p>2 STORY WALL</p> </div> </div>
---	---

LEGEND / ELEVATIONS

 COLD CELLAR VENT  STOVE VENT  FIRE PLACE VENT  DRYER VENT  HYDRO METER  GAS METER	 EXT. LIGHT FIXTURE (WALL MOUNTED)  U/S  FG  GB  BG <p>UNDEK SLAZING</p> <p>GLASS BLOCK</p> <p>BLACK GLASS</p>
---	--

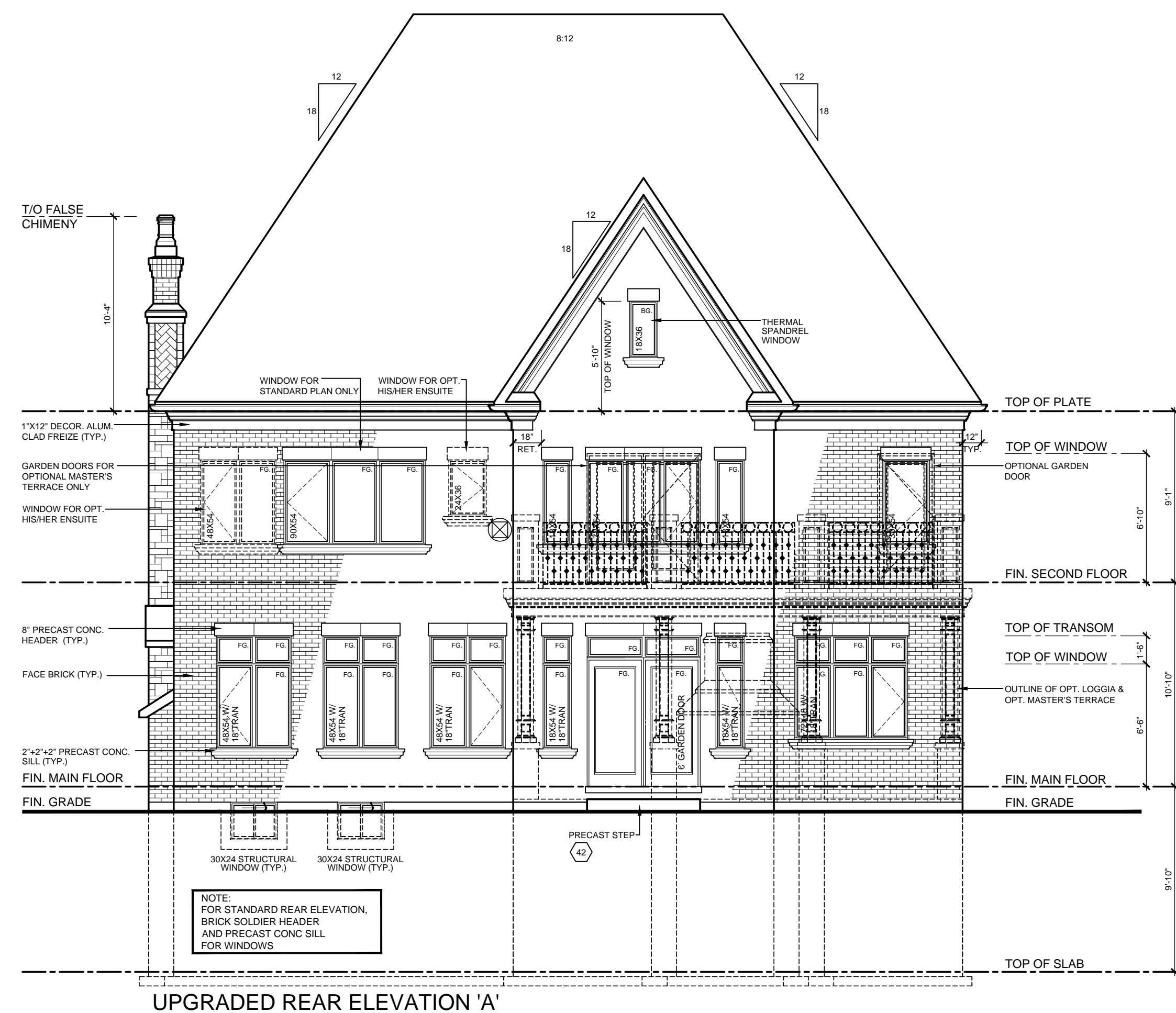
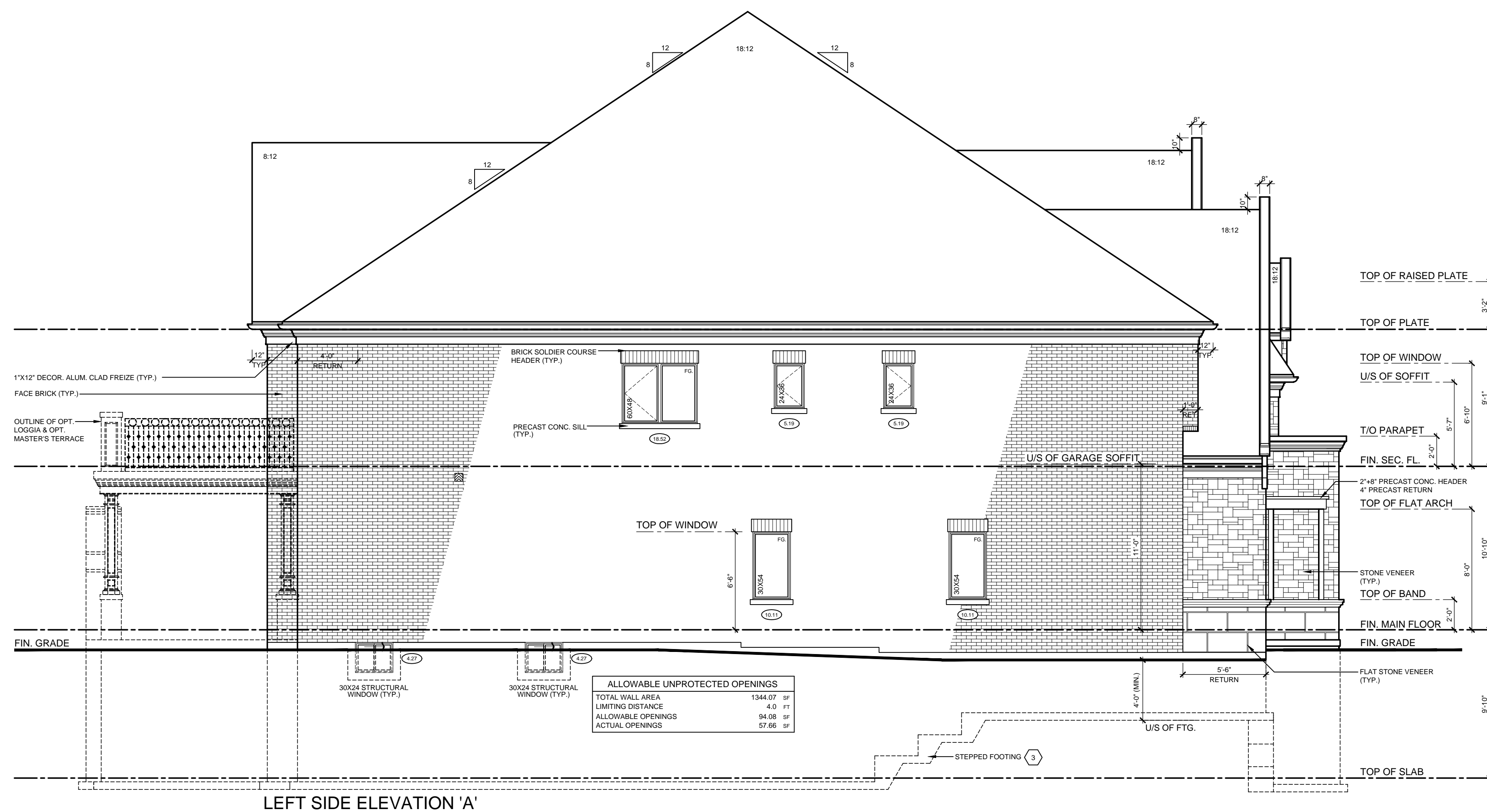
I, NELSON CUNHA DECLARE THAT I HAVE REVIEWED AND TAKE DESIGN RESPONSIBILITY FOR THE DESIGN WORK ON BEHALF OF RN DESIGN LIMITED UNDER DIVISION C, PART 3, SUBSECTION 3.2.4. OF THE BUILDING CODE. I AM QUALIFIED, AND THE FIRM IS REGISTERED, IN THE APPROPRIATE CLASSES/CATEGORIES.

QUALIFIED DESIGNER BCIN	<u>21032</u>
FIRM BCIN	26995

DATE FEBRUARY 14, 2014 SIGNATURE _____

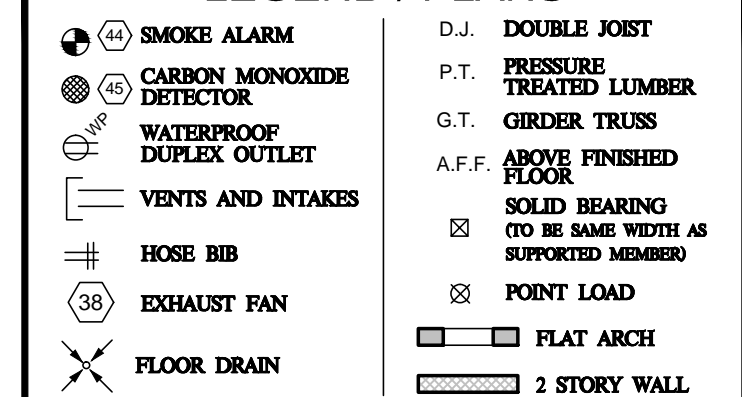
[illegible][illegible]

MODEL	50-9
CLIENT	ZANCOR HOMES THE CASTLES OF KING CITY KING CITY, ONTARIO

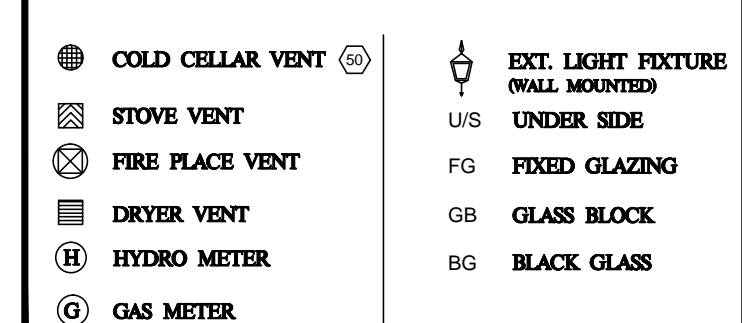


THESE DRAWINGS ARE NOT TO BE SCALED.
ALL DIMENSIONS MUST BE VERIFIED BY CONTRACTOR PRIOR
TO COMMENCEMENT OF ANY WORK. ANY DISCREPANCIES
MUST BE REPORTED DIRECTLY TO RN DESIGN LTD.
REVISED: NOV 21, 2013 - RN STAFF IN ACCORDANCE TO SB-12 COMPLIANCE PACKAGE J

LEGEND / PLANS



LEGEND / ELEVATIONS



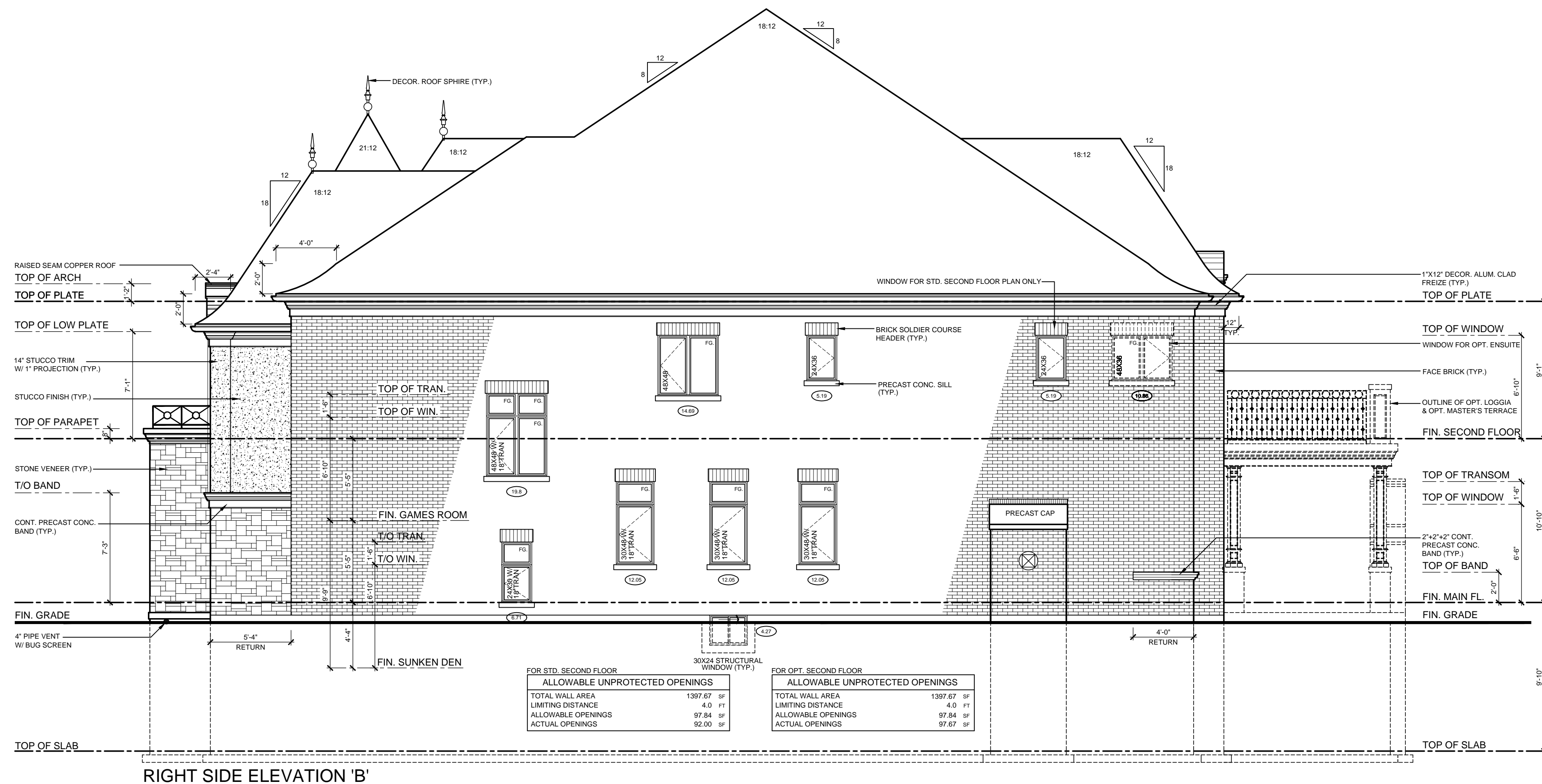
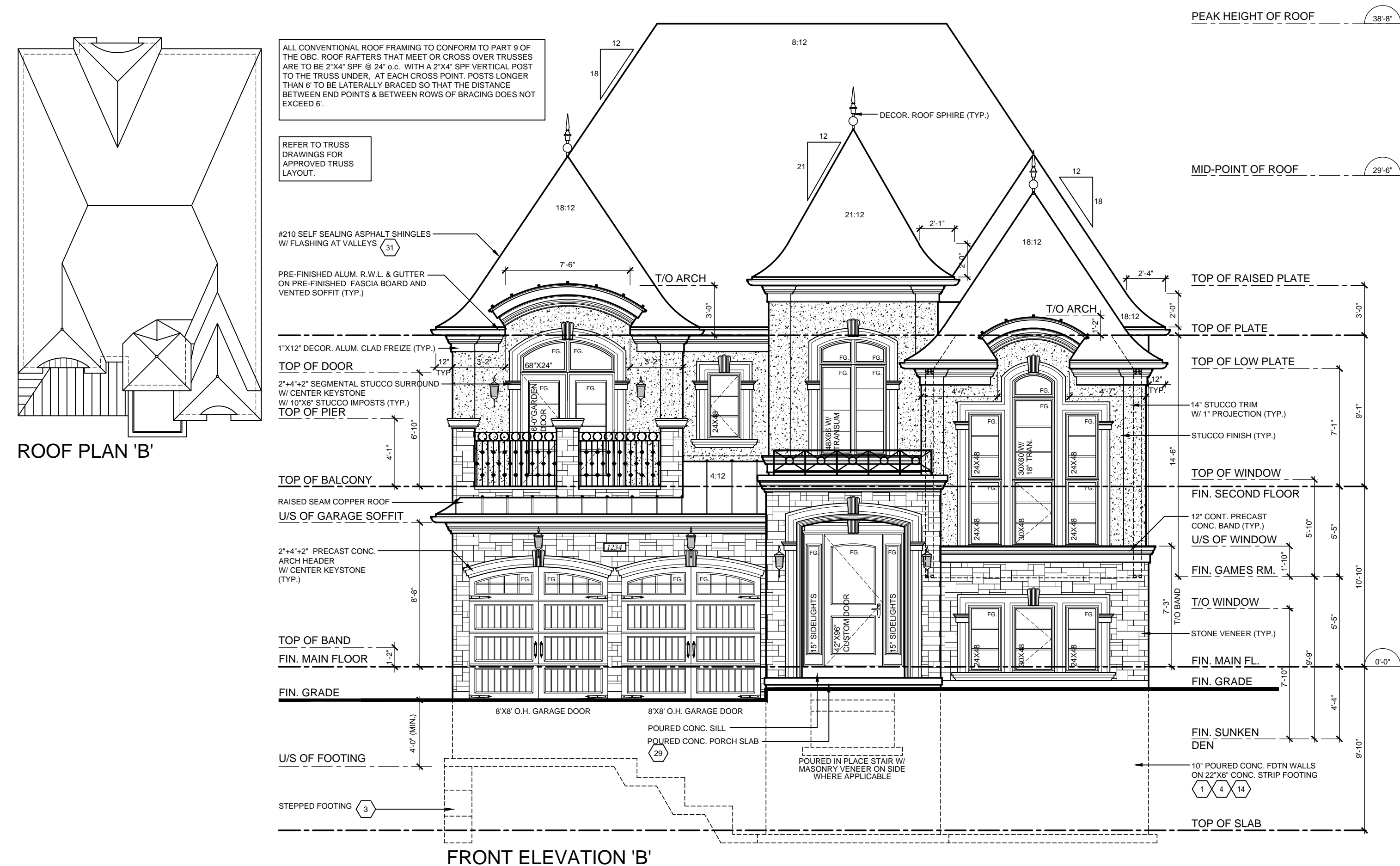

I, NELSON CUNHA DECLARE THAT I HAVE REVIEWED AND TAKE DESIGN RESPONSIBILITY FOR THE DESIGN WORK ON BEHALF OF RN DESIGN LIMITED UNDER DIVISION C, PART 3, SUBSECTION 3.2.4. OF THE BUILDING CODE. I AM QUALIFIED, AND THE FIRM IS REGISTERED, IN THE APPROPRIATE CLASSES/CATEGORIES.

QUALIFIED DESIGNER BCIN	<u>21032</u>
FIRM BCIN	26995
















DATE FEBRUARY 14, 2014

[illegible][illegible]












MODEL	50-9
CLIENT	ZANCOR HOMES THE CASTLES OF KING CITY KING CITY, ONTARIO




LEGEND / PLANS

 SMOKE ALARM  CARBON MONOXIDE DETECTOR  WATERPROOF DUPLEX OUTLET  VALVES AND INTAKES  HOSE BIB  EXHAUST FAN  FLOOR DRAIN	 DOUBLE JOIST  PRESSURE TREATED LUMBER  G.T. GIRDER TRUSS  A.F.F. ABOVE FINISHED FLOOR  SOLID BEARING (TO BE SAME WIDTH AS SUPPORTED MEMBER)  POINT LOAD  FLAT ARCH  2 STORY WALL
---	--

LEGEND / ELEVATIONS

 COLD CELLAR VENT  STOVE VENT  FIRE PLACE VENT  DRYER VENT  HYDRO METER  GAS METER	 EXT. LIGHT FIXTURE (WALL MOUNTED)  U/S UNDER SLIDE  FG FROST GLAZING  GB GLASS BLOCK  BG BLACK GLASS
---	--

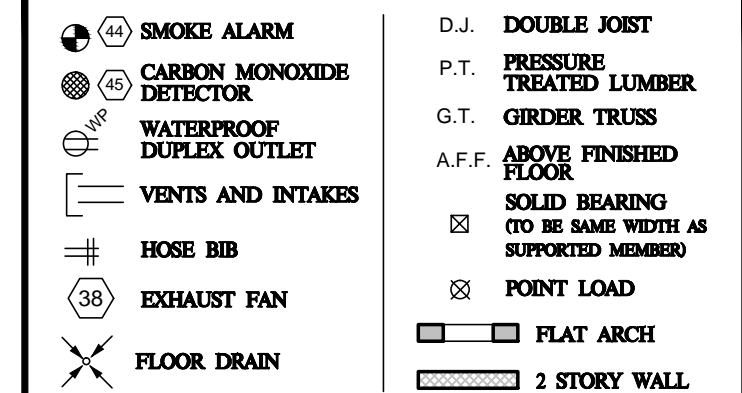
[illegible]

 <p>RN design <i>Imagine • Inspire • Create</i></p> <p>TEL (905) 738-3177 FAX (905) 738-5449 DWG@RNDDESIGN.COM</p>	<p>SCALE 3/16" = 1'0"</p>
	<p>PROJECT NUMBER 12011</p>
	<p>PAGE A7</p>

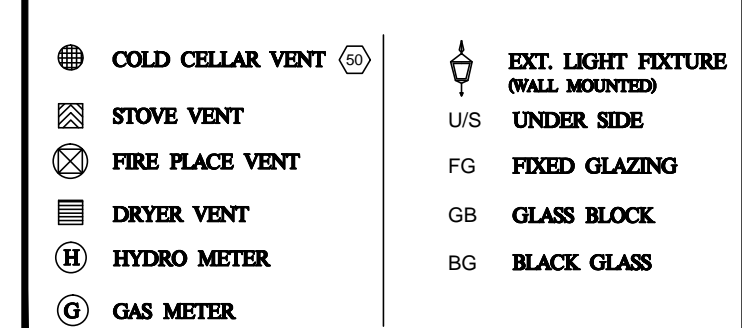


THESE DRAWINGS ARE NOT TO BE SCALED.
ALL DIMENSIONS MUST BE VERIFIED BY CONTRACTOR PRIOR
TO COMMENCEMENT OF ANY WORK. ANY DISCREPANCIES
MUST BE REPORTED DIRECTLY TO RN DESIGN LTD.
REVISED: NOV 21, 2013 - RN STAFF IN ACCORDANCE TO SB-12 COMPLIANCE PACKAGE J

LEGEND / PLANS



LEGEND / ELEVATIONS




I, NELSON CUNHA DECLARE THAT I HAVE REVIEWED AND TAKE DESIGN RESPONSIBILITY FOR THE DESIGN WORK ON BEHALF OF RN DESIGN LIMITED UNDER DIVISION C, PART 3, SUBSECTION 3.2.4. OF THE BUILDING CODE. I AM QUALIFIED, AND THE FIRM IS REGISTERED, IN THE APPROPRIATE CLASSES/CATEGORIES.

QUALIFIED DESIGNER BCIN	<u>21032</u>
FIRM BCIN	26995

DATE FEBRUARY 14, 2014

[illegible][illegible]

MODEL	50-9
CLIENT	ZANCOR HOMES THE CASTLES OF KING CITY KING CITY, ONTARIO



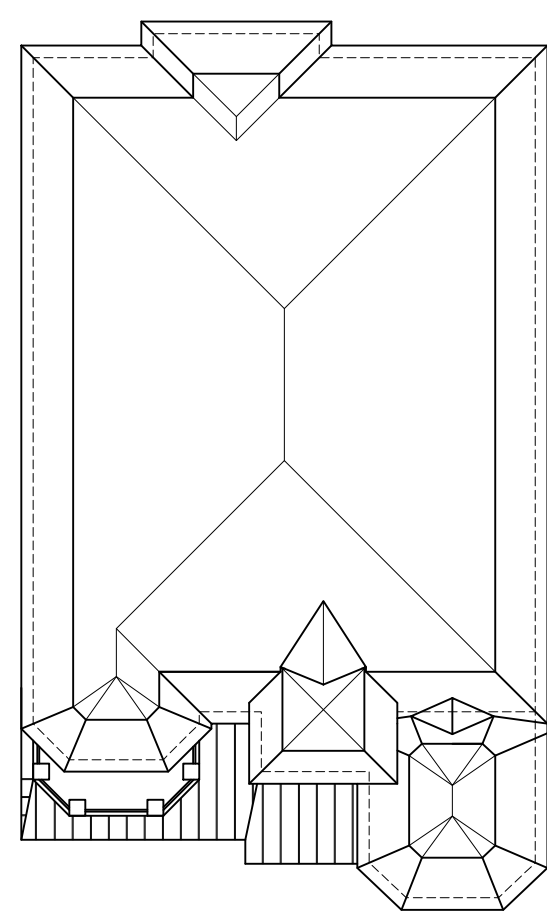
RN design
Imagine • Inspire • Create
TEL.(905)738-3177
FAX.(905)738-5449
DWG@RNDESIGN.COM

SCALE
0 1/4" = 1' 0"

PROJECT NUMBER
12011

PAGE

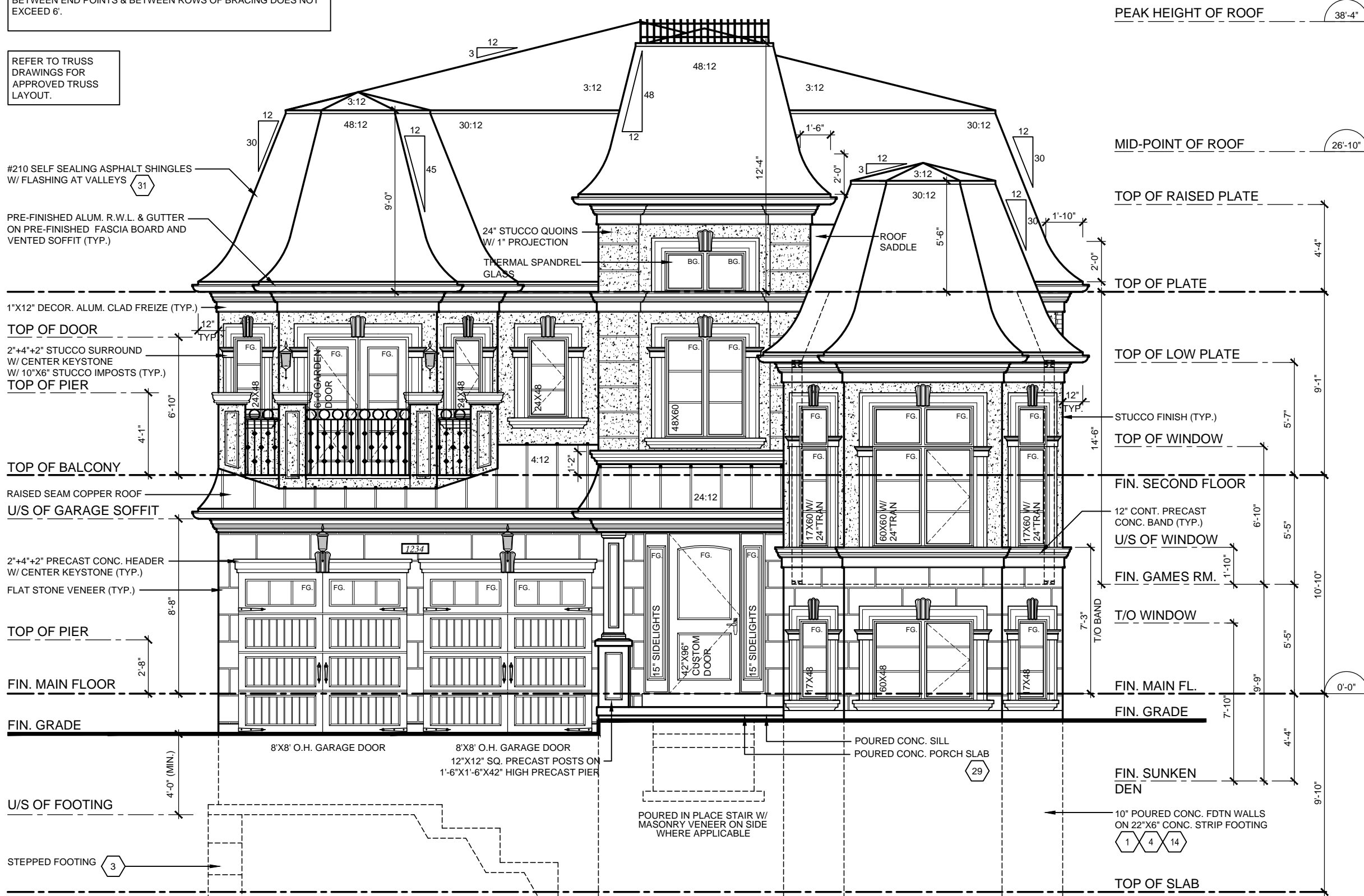
A8



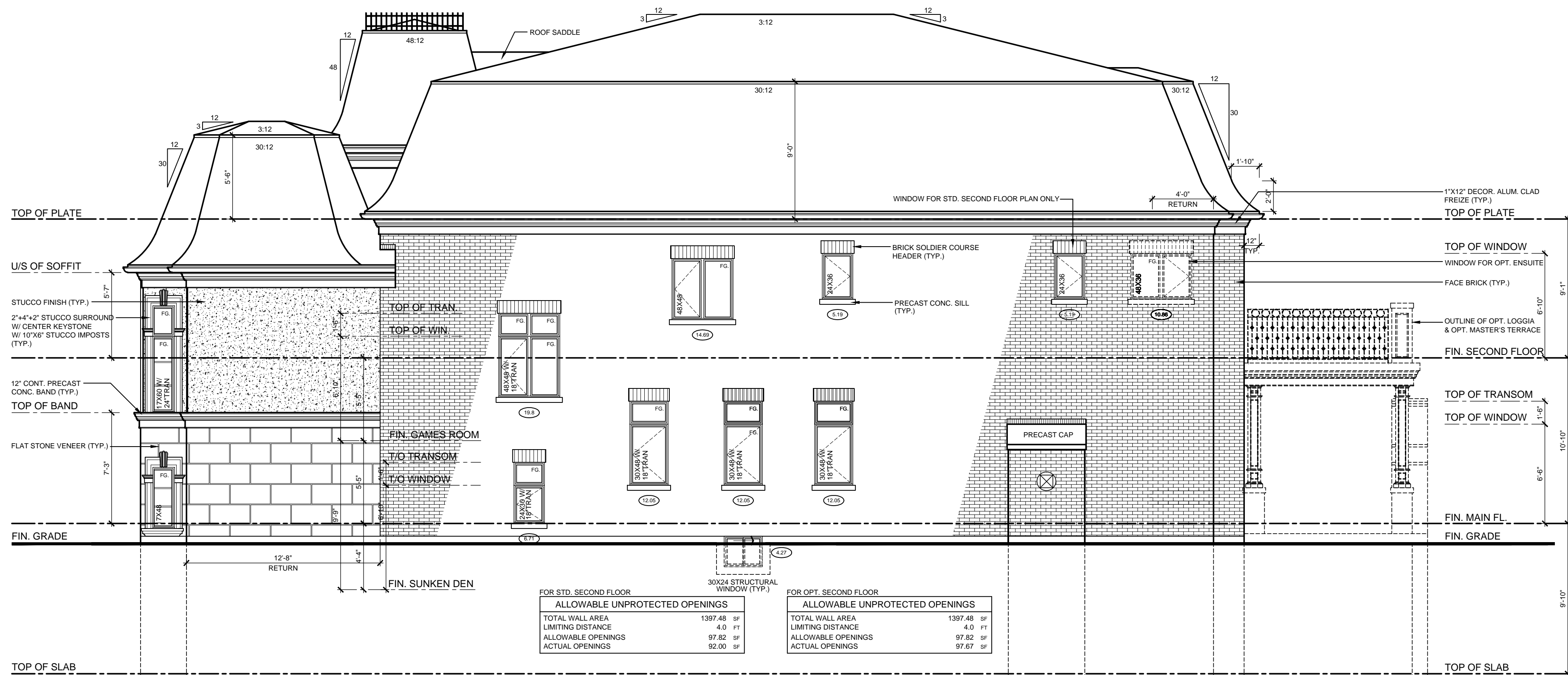
ROOF PLAN 'C'

ALL CONVENTIONAL ROOF FRAMING TO CONFORM TO PART 9 OF THE OBC. ROOF RAFTERS THAT MEET OR CROSS OVER TRUSSES ARE TO BE 2"x4" SPF @ 24" o.c. WITH A 2"x4" SPF VERTICAL POST TO THE TRUSS UNDER, AT EACH CROSS POINT. POSTS LONGER THAN 6' TO BE Laterally Braced so that the distance between end points & between rows of bracing does not exceed 6'.

REFER TO TRUSS
DRAWINGS FOR
APPROVED TRUSS
LAYOUT



FRONT ELEVATION 'C'

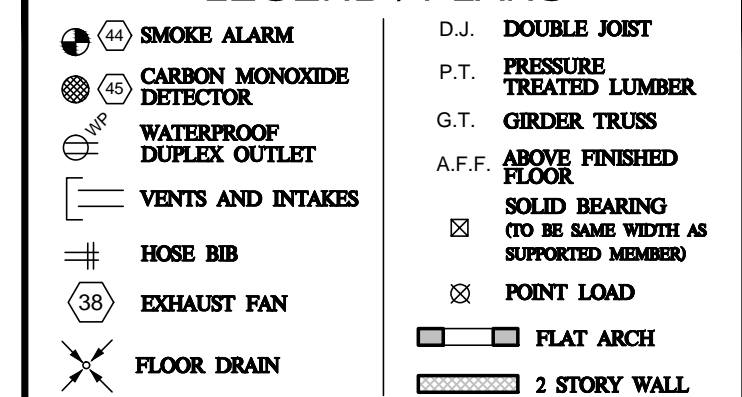


RIGHT SIDE ELEVATION 'C'

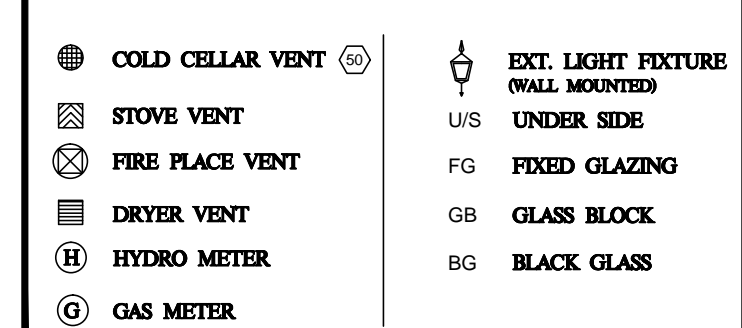
FOR STD. SECOND FLOOR		FOR OPT. SECOND FLOOR	
ALLOWABLE UNPROTECTED OPENINGS		ALLOWABLE UNPROTECTED OPENINGS	
TOTAL WALL AREA	1397.48 SF	TOTAL WALL AREA	1397.48 SF
LIMITING DISTANCE	4.0 FT	LIMITING DISTANCE	4.0 FT
ALLOWABLE OPENINGS	97.82 SF	ALLOWABLE OPENINGS	97.82 SF
ACTUAL OPENINGS	92.00 SF	ACTUAL OPENINGS	97.67 SF

THESE DRAWINGS ARE NOT TO BE SCALED.
ALL DIMENSIONS MUST BE VERIFIED BY CONTRACTOR PRIOR
TO COMMENCEMENT OF ANY WORK. ANY DISCREPANCIES
MUST BE REPORTED DIRECTLY TO RN DESIGN LTD.
REVISED: NOV. 21, 2013 - RN STAFF IN ACCORDANCE TO SB-12 COMPLIANCE PACKAGE J

LEGEND / PLANS



LEGEND / ELEVATIONS

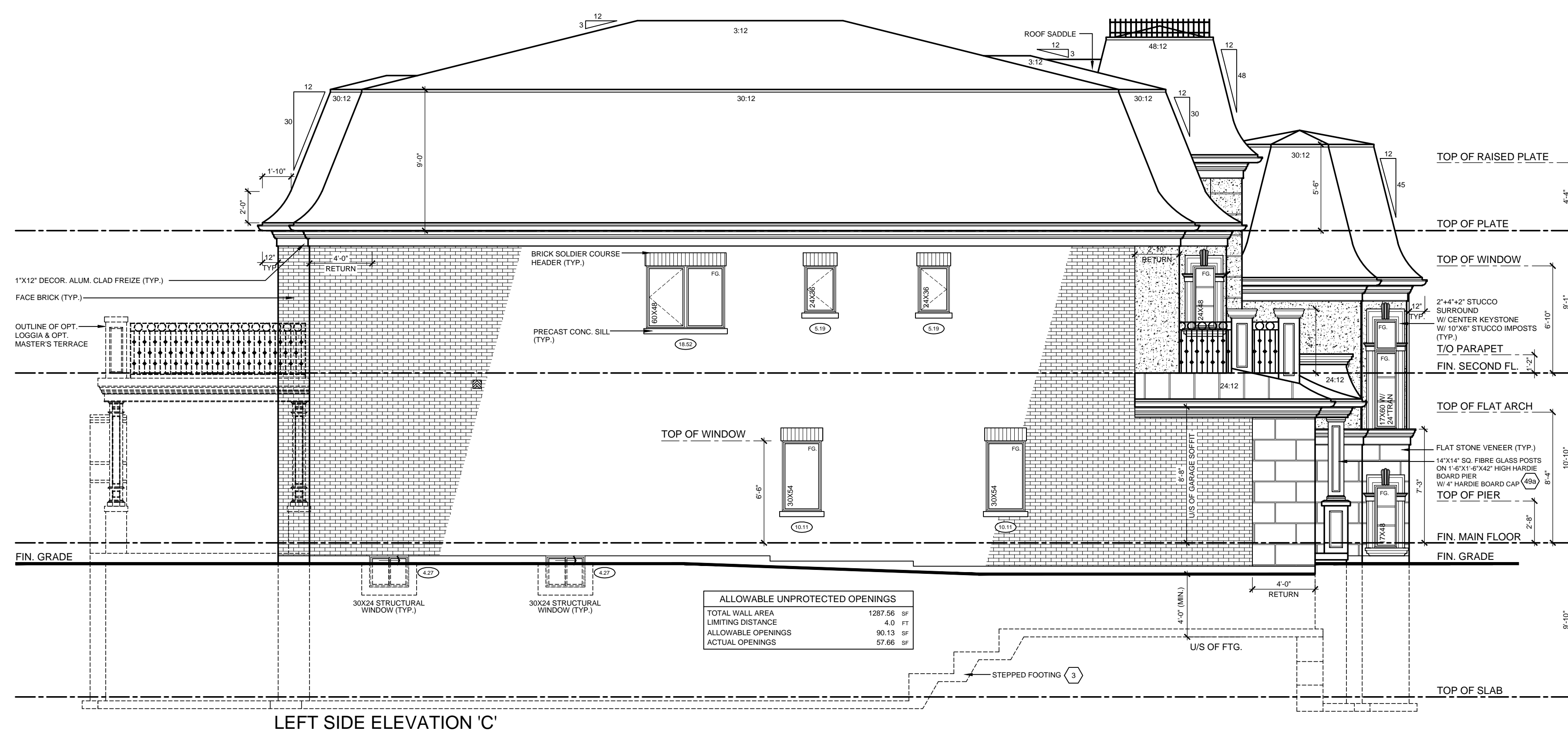


I, NELSON CUNHA DECLARE THAT I HAVE REVIEWED AND TAKE DESIGN RESPONSIBILITY FOR THE DESIGN WORK ON BEHALF OF RN DESIGN LIMITED UNDER DIVISION C, PART 3, SUBSECTION 3.2.4. OF THE BUILDING CODE. I AM QUALIFIED, AND THE FIRM IS REGISTERED, IN THE APPROPRIATE CLASSES/CATEGORIES.

QUALIFIED DESIGNER BCIN	21032
FIRM BCIN	26995


FEBRUARY 14, 2014

SIGNATURE _____

[illegible]

MODEL 50-9

CLIENT **ZANCOR HOMES**
THE CASTLES OF KING CITY
KING CITY, ONTARIO



RN design
Imagine • Inspire • Create
TEL.(905)738-3177
FAX.(905)738-5449
DWG@RNDESIGN.COM

SCALE

PROJECT NUMBER	12011
----------------	-------

PAGE

A9